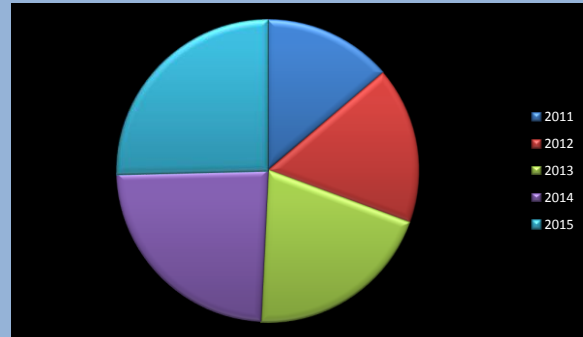
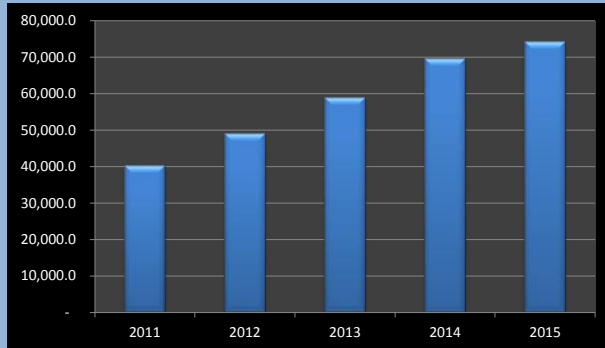


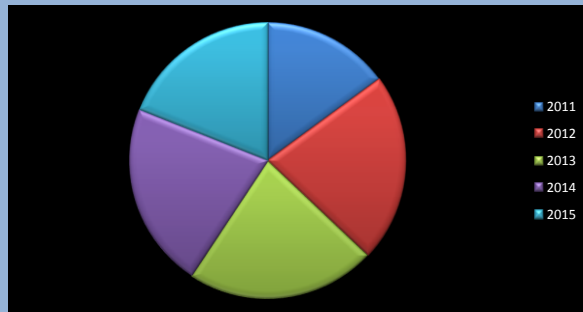
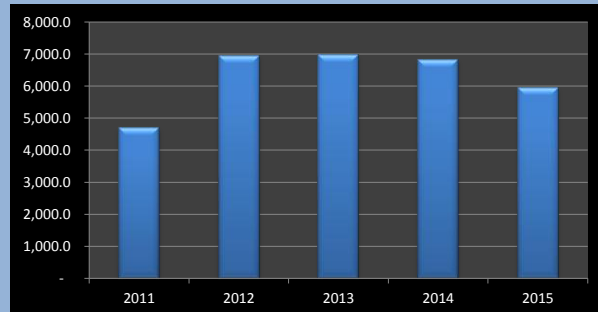
Premium Income - Individual Life

Year	Rs. In Million
2011	40,134.0
2012	49,092.0
2013	58,789.2
2014	69,519.4
2015	73,999.9



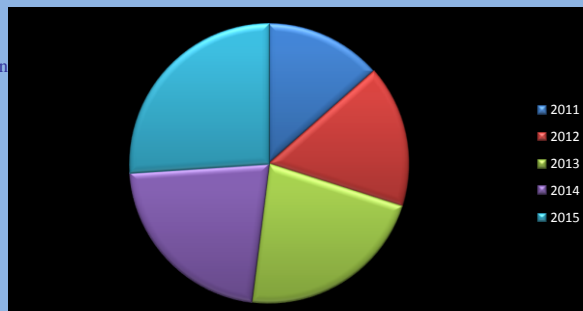
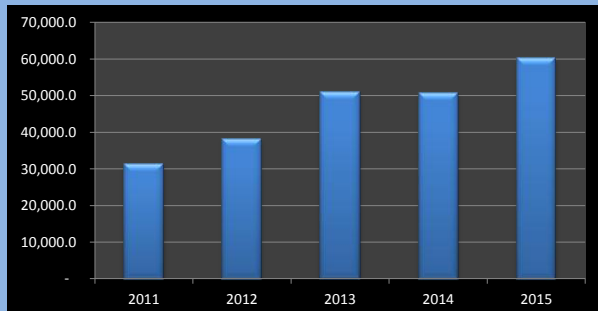
Premium Income - Group Life

Year	(Rs. In Million)
2011	4,678.0
2012	6,926.4
2013	6,955.5
2014	6,822.6
2015	5,941.3



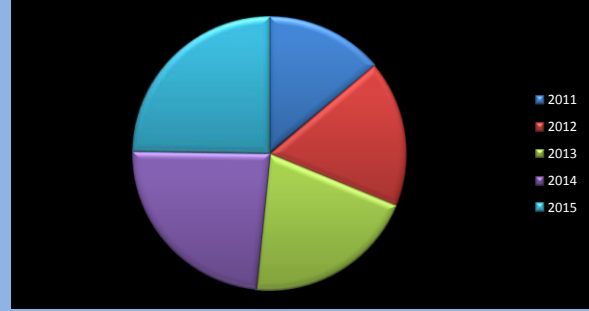
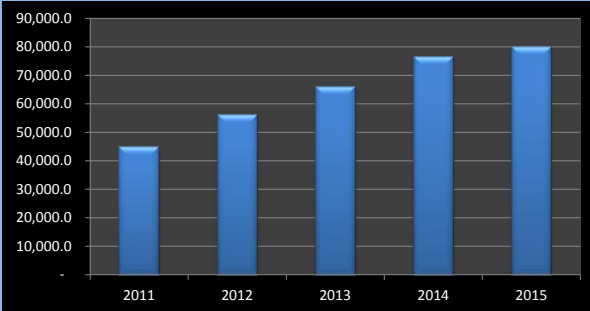
Investment Income

Year	(Rs. In Million)
2011	31,175.0
2012	37,977.0
2013	50,949.0
2014	50,715.0
2015	60,137.0



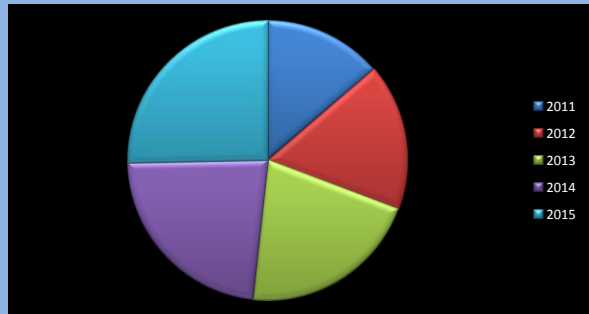
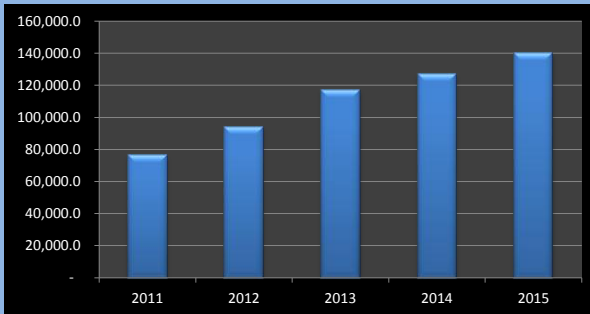
Total Premium Income

Year	(Rs. In Million)
2011	44,812.0
2012	56,018.0
2013	65,745.0
2014	76,342.0
2015	79,941.0



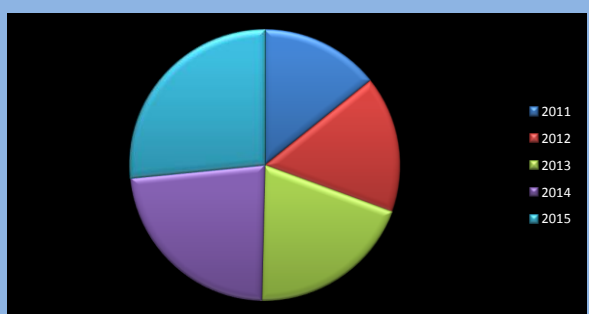
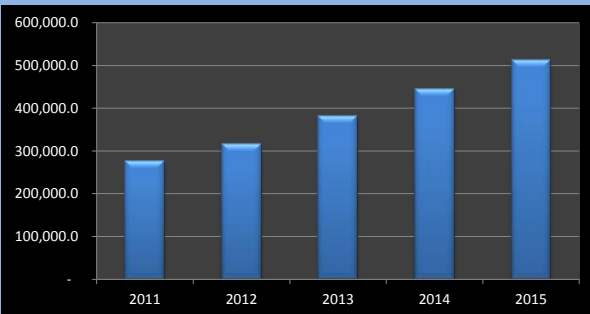
Total Income

Year	(Rs. In Million)
2011	75,988.0
2012	93,995.5
2013	116,693.7
2014	127,057.3
2015	140,257.0



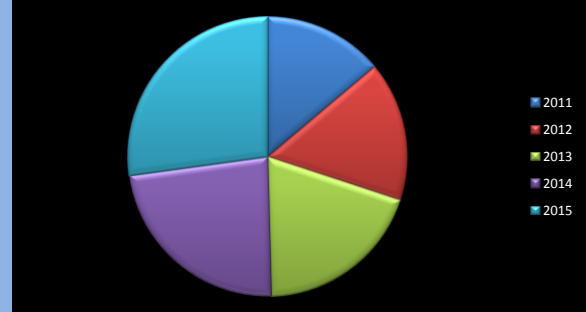
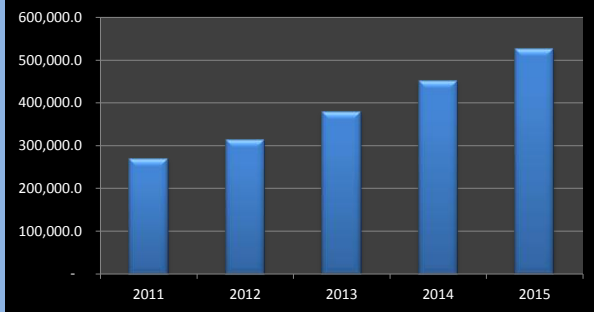
Investment Portfolio

Year	(Rs. In Million)
2011	275,110.0
2012	316,878.0
2013	380,981.0
2014	445,381.0
2015	513,293.0



Life Fund

Year	(Rs. In Million)
2011	268,580.0
2012	313,754.4
2013	378,607.8
2014	450,025.4
2015	526,676.0



Total Assets

Year	(Rs. In Million)
2011	293,713.8
2012	349,197.9
2013	420,806.5
2014	496,689.7
2015	571,827.0

