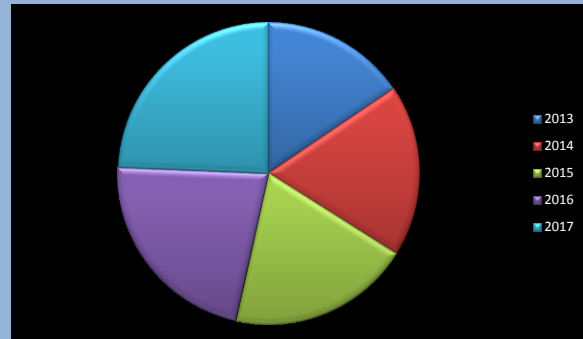
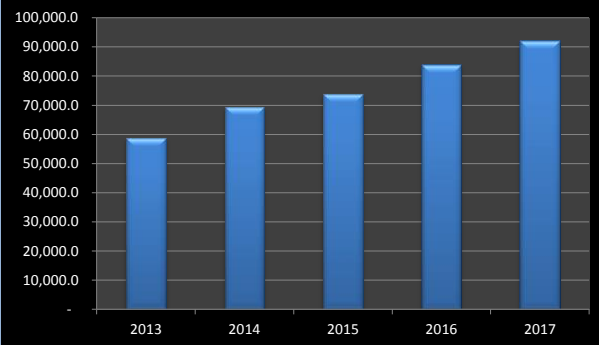


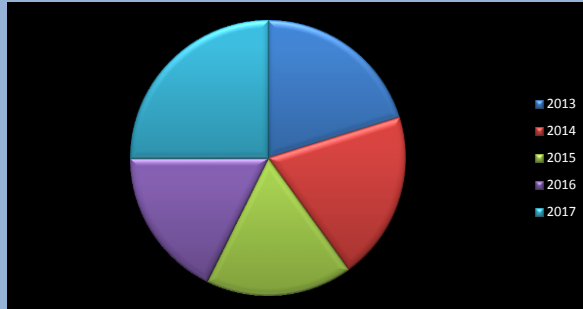
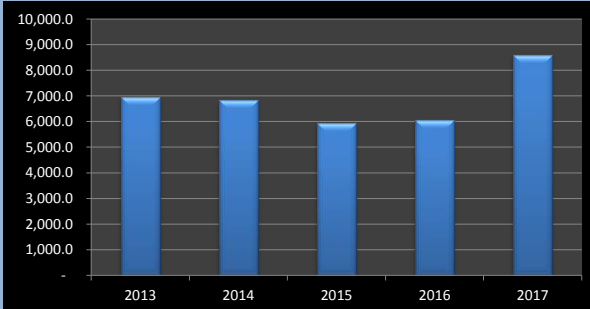
Premium Income - Individual Life

Year	Rs. In Million
2013	58,789.2
2014	69,519.4
2015	73,999.9
2016	83,743.3
2017	92,150.2



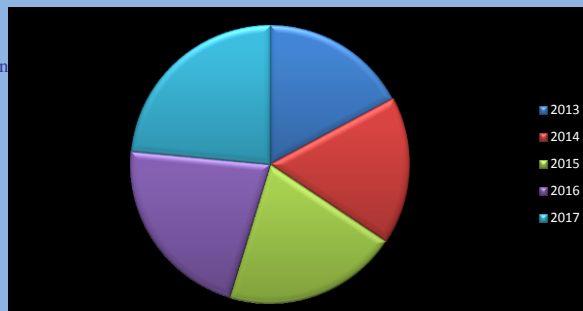
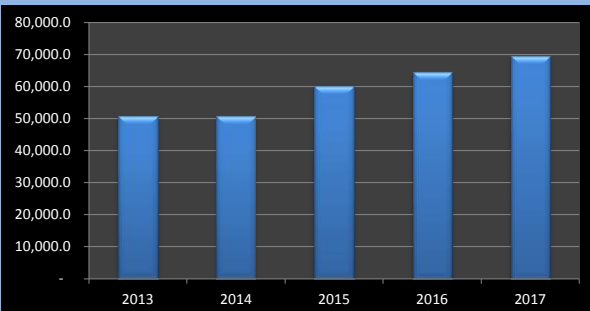
Premium Income - Group Life

Year	(Rs. In Million)
2013	6,955.5
2014	6,822.6
2015	5,941.3
2016	6,077.7
2017	8,610.5



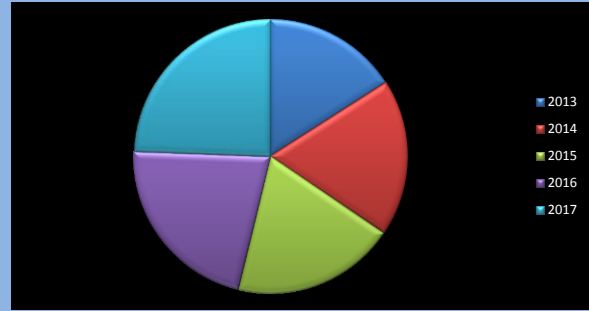
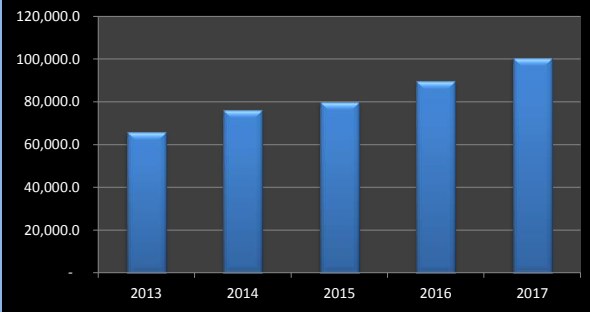
Investment Income

Year	(Rs. In Million)
2013	50,949.0
2014	50,715.0
2015	60,316.0
2016	64,526.0
2017	69,566.0



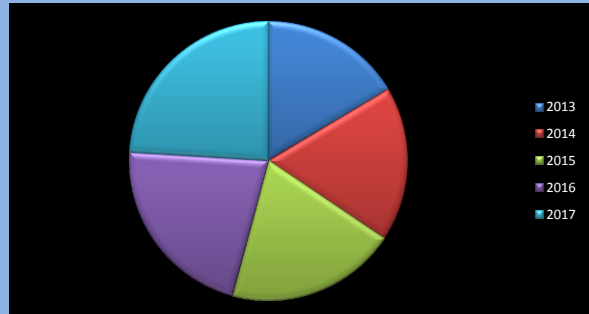
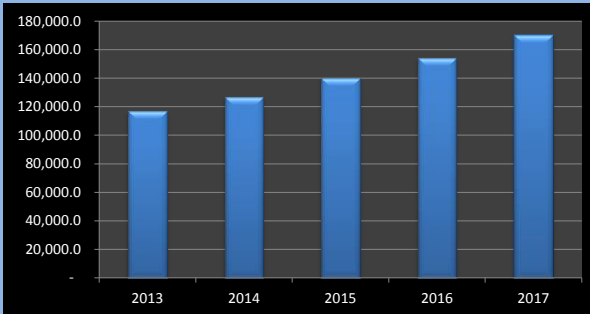
Total Premium Income

Year	(Rs. In Million)
2013	65,745.0
2014	76,342.0
2015	79,941.0
2016	89,820.0
2017	100,760.0



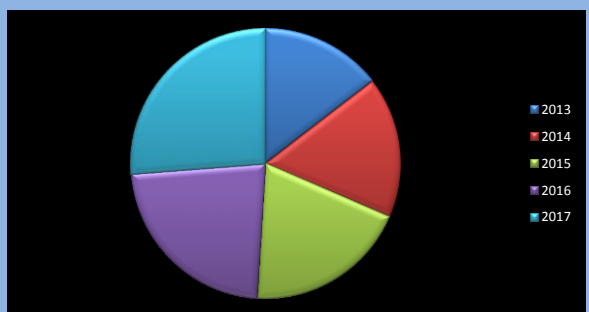
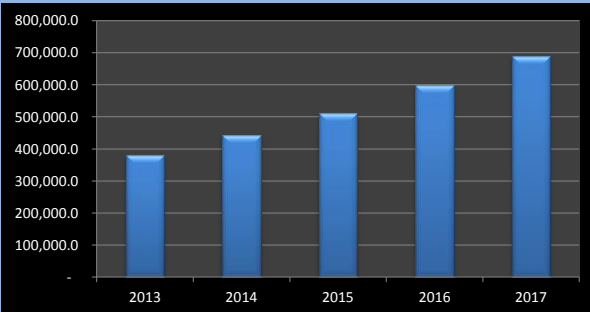
Total Income

Year	(Rs. In Million)
2013	116,693.7
2014	127,057.3
2015	140,257.0
2016	154,347.0
2017	170,326.0



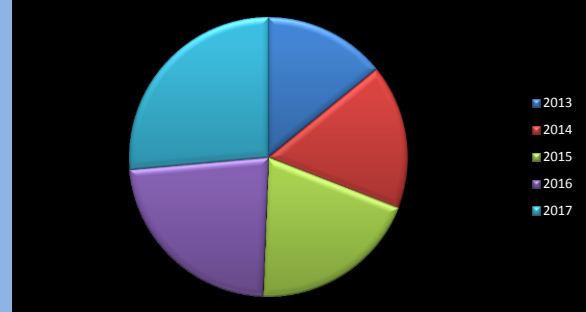
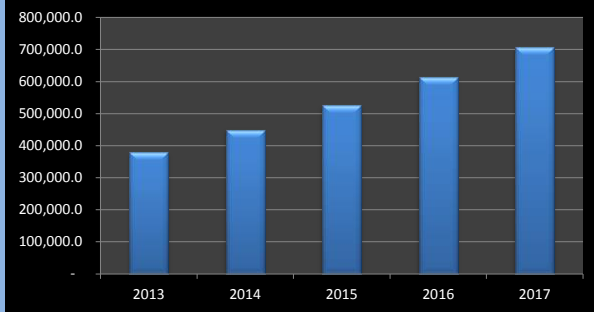
Investment Portfolio

Year	(Rs. In Million)
2013	380,981.0
2014	445,381.0
2015	513,293.0
2016	598,271.0
2017	688,721.0



Life Fund

Year	(Rs. In Million)
2013	378,607.8
2014	450,025.4
2015	526,676.0
2016	614,176.7
2017	707,388.0



Total Assets

Year	(Rs. In Million)
2013	420,806.5
2014	496,689.7
2015	571,827.0
2016	659,811.4
2017	755,973.0

