



STATE LIFE
INSURANCE CORPORATION OF PAKISTAN

ANNUAL
REPORT
2023



***Empower Yourself, Secure Your Future,
Protect Every Step with State Life***

Your Trusted Partner to Financial Wellbeing



Table Of Contents



Core Values	02
CEO's Message	04
Our Journey	06
Customer Care	08
State Life Plans	09
Board of Directors	10
Health Insurance	16
Financial Highlights	17
Corporate Information	20
Organogram	21
Management	22
Directors' Report to the Shareholders	23
Statement of Compliance with COCG, 2016	32
Independent Auditor's Review Report	38
Profile of Shariah Advisor	42
Shariah Advisor's Report to Board of Directors	43
Management's Statement of Compliance with Shariah Principles	45
Operating and Financial Highlights	
Financial Position	47
Financial Ratios	48
Vertical Analysis	49
Horizontal Analysis	50
Balance Sheet Composition	52
Our Network	53
Financial Statements (Unconsolidated)	
Independent Auditors' Report	56
Statement of Financial Position	59
Statement of Comprehensive Income	60
Statement of Cash Flow	61
Statement of Changes In Equity	62
Notes to the Financial Statements	63
Financial Statements (Consolidated)	
Independent Auditors' Report	126
Statement of Financial Position	129
Statement of Comprehensive Income	130
Statement of Cash Flow	131
Statement of Changes In Equity	132
Notes to the Financial Statements	133
Financial Statements (Window Takaful Operation)	
Independent Assurance Report	208
Statement of Financial Position	210
Statement of Comprehensive Income	211
Statement of Cash Flow	212
Statement of Changes In Equity	213
Notes to the Financial Statements	214
Progress at a Glance Since Inception	226
Offices in Pakistan and U.A.E.	228

“

Core **VALUES**





Objectives

To run life insurance business on sound lines. To provide more efficient services of policyholders. To maximize the return to the policyholders by economizing expenses and increasing on investment. To make life insurance a more effective means of mobilizing national savings. To widen the area of operations of life insurance and make it available to as large a section of the population as possible, extending if from comparatively more affluent sections of society to the common man in towns and villages. To use policyholders fund in the wider interest of the community.

Mission

To remain a leading insurer in the country by extending the benefits of life insurance to all sections of society and meeting our commitments to our policyholders and nation.

Quality Policy

To ensure satisfaction of our valued policyholders in processing new business, providing after sales services and optimizing return on life fund through a quality culture and to maintain our position as the leading insurer in Pakistan.

CEO's Message

Mr. Shoaib Javed Hussain



This year, the State Life Insurance Corporation of Pakistan celebrated another year of exceptional performance, and I take great pride in continuing its long-standing legacy of service and trust. Despite challenges posed by macroeconomic and market volatility, SLIC delivered the strongest business numbers in its history and grew its total annual income to PKR 526 billion in 2023, increasing by 37% from last year. Market share crossed 70%, making 2023 a year of record-breaking results. I want to thank our policyholders, business partners, and shareholders for putting their trust in State Life, and I am confident that with their support, we will continue to lead the evolving life and health insurance landscape.

The insurance industry plays a vital role in the economic development of a country. It provides financial security to individuals and businesses, encouraging investment and growth. State Life's exceptional results in 2023 not only reflect its commitment to service and trust but also its contribution to the overall economic prosperity of the nation. The significant growth is a testament to the dedication and hard work of the entire State Life family including our professional workforce across our officers, staff, area managers and sales force cadres. It's clear that the innovative vision and competitive strategy implemented by the corporation have paid off substantially.

Insurance becomes even more important during challenging times and difficult circumstances. Behind these incredible business results lie the true essence of our work, which is to provide security and protection to our policyholders. Whether it is for health, saving, children's education or retirement, State Life is a partner in an individual's life journey, and we are here to be their support in making key life decisions.

We have continued to work our way through economic uncertainties prevailing globally and it will be essential to continue adapting to evolving market dynamics, staying ahead in terms of technological advancements, and maintaining a strong focus on customer satisfaction. These factors will be crucial in achieving long-term success and contributing positively to the nation's economy.

Through the collective vision of State Life's leadership team and support of the Board of Directors and Shareholders, our focus continues to fully integrate digital services, ensure efficient delivery and plan overall expansion to achieve operational excellence in policyholder care to meet the needs of every citizen and wider diaspora of Pakistan.



Serving the entire Pakistan, Protecting more than **180 million** Pakistanis



-  10 Regions
-  48 Zones + 1 Zone at UAE
-  285 Sector Offices
-  1350 Area Offices
-  15000 Agency Offices

Over 11,000 Agency Offices Covering Every Part of Pakistan

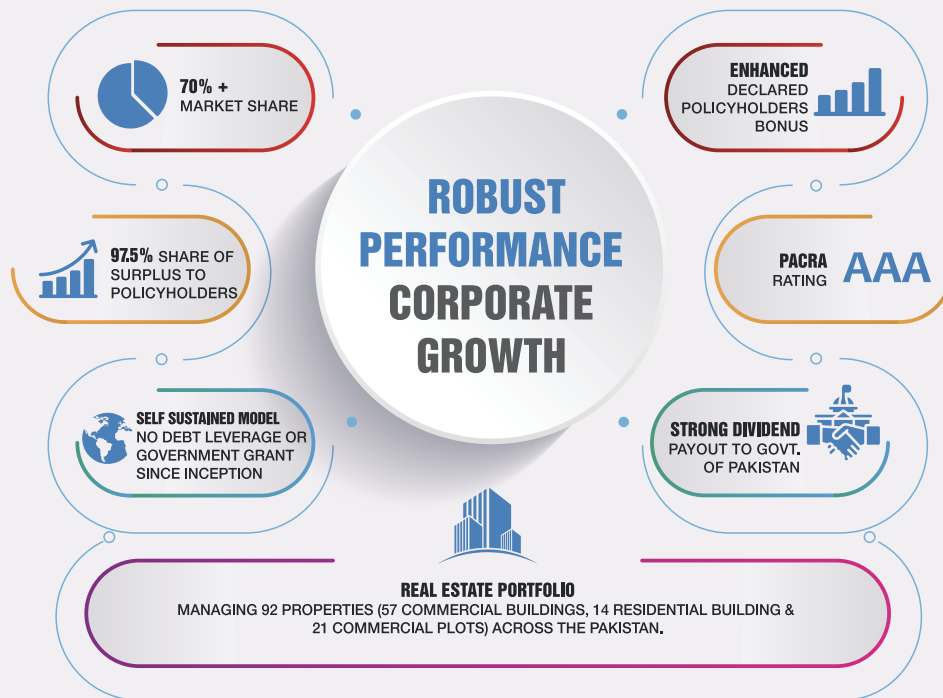
- | | | | |
|--------------------------------|-------------------------|-----------------------|-----------------------|
| ♦ Abbottabad Zone | ♦ Hyderabad Zone | ♦ Lahore Central Zone | ♦ Rahim Yar Khan Zone |
| ♦ Benazirabad (Nawabshah) Zone | ♦ Islamabad Zone | ♦ Lahore Western Zone | ♦ Sargodha Zone |
| ♦ Bahawalpur Zone | ♦ Jhang Zone | ♦ Mirpurkhas Zone | ♦ Sahiwal Zone |
| ♦ Dera Ghazi Khan Zone | ♦ Jhelum Zone | ♦ Multan Zone | ♦ Sialkot Zone |
| ♦ Faisalabad Eastern Zone | ♦ Karachi Southern Zone | ♦ Mirpur AK Zone | ♦ Sukkur Zone |
| ♦ Faisalabad Western Zone | ♦ Karachi Eastern Zone | ♦ Narowal Zone | ♦ Swat Zone |
| ♦ Gujranwala Zone | ♦ Karachi Central Zone | ♦ Peshawar Zone | ♦ Vehari Zone |
| ♦ Gujrat Zone | ♦ Kohat Zone | ♦ Quetta Zone | ♦ Sheikhupura Zone |
| ♦ Gilgit Zone | ♦ Larkana Zone | ♦ Rawalpindi Zone | ♦ Gulf Zone |

Our Journey

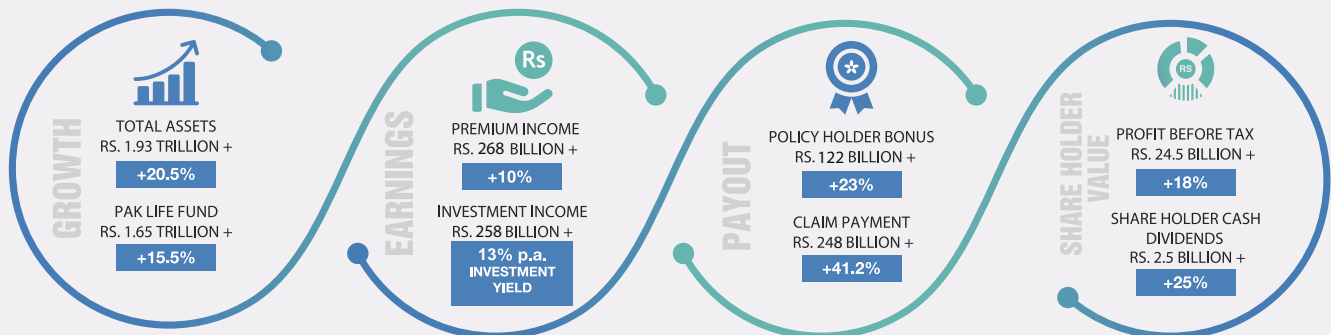
The consolidation of the insurance business at the state level in 1972 marked a significant step forward, leading to the establishment of the State Life Insurance Corporation of Pakistan (SLIC). This move centralized the management of insurance services under SLIC, which operates under the leadership of a CEO, supported by Executive Directors appointed by the Federal Government. The oversight of SLIC's operations is carried out by a Board of Directors, which is formed in accordance with the nationalization order of 1972 and the insurance ordinance of 2000.

The Board of Directors, functioning independently, plays a crucial role in making decisions aimed at advancing the Corporation's progress and betterment. This commitment to continuous improvement has contributed to SLIC's impressive achievement of maintaining AAA rating within the insurance industry. Additionally, the Corporation's assets, valued at over Rs. 1.6 Trillion, underscore its financial strength and stability.

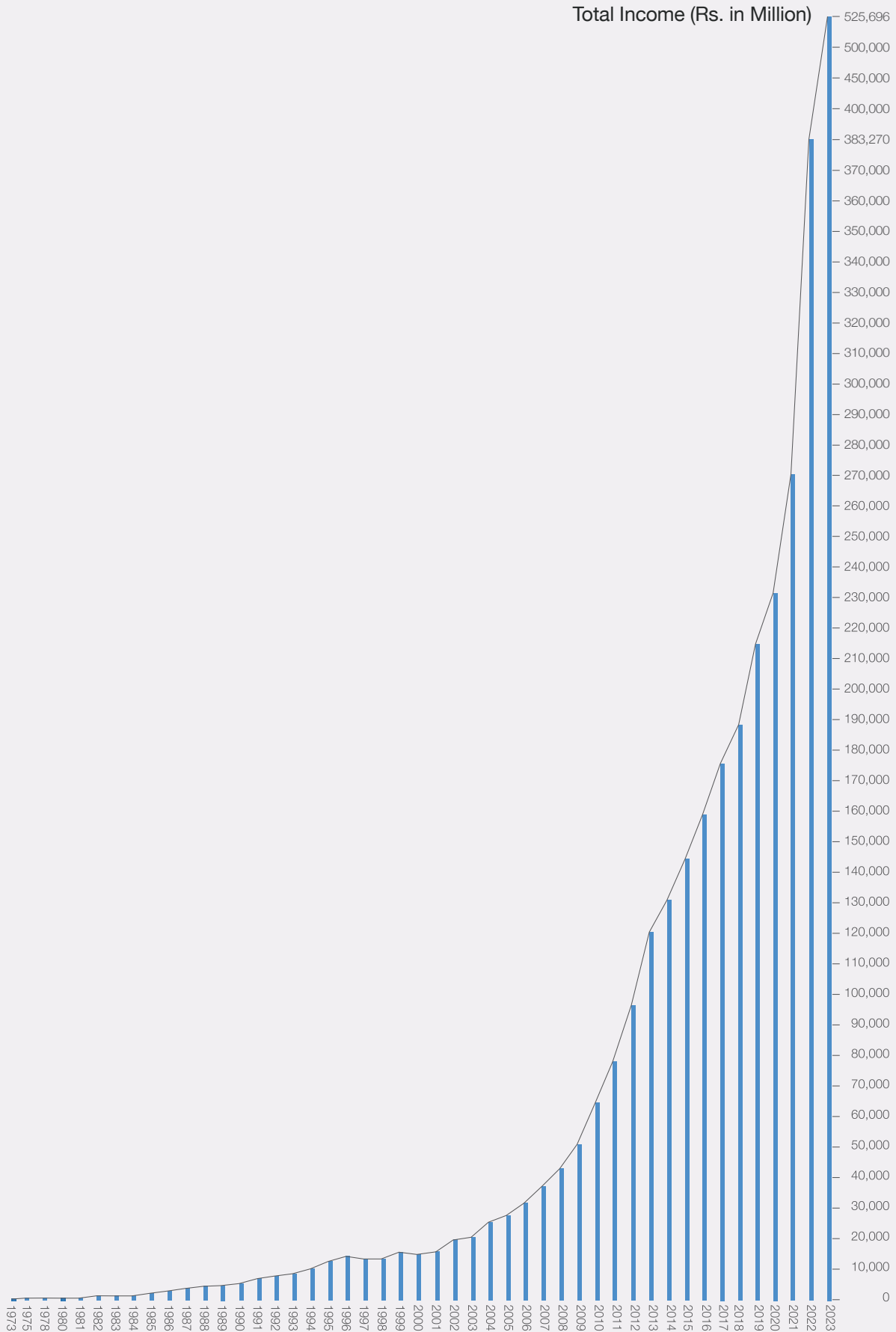
Looking forward, SLIC's forward-thinking strategy is focused on anticipating and embracing emerging opportunities in the insurance landscape. This proactive approach is set to propel the Corporation towards further expansion and innovation. By keeping an eye on unexplored areas and seeking avenues for growth, SLIC aims to continue its legacy of excellence and contribute positively to Pakistan's insurance sector and economy.



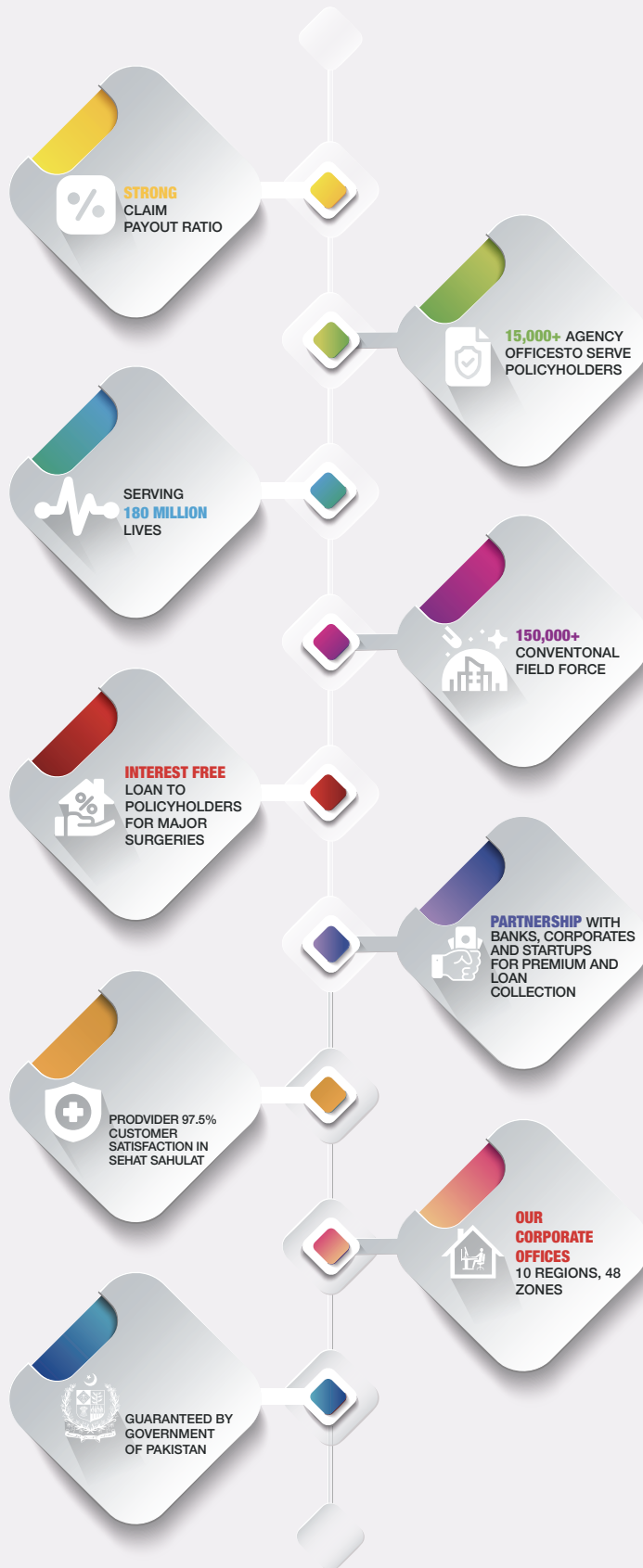
BUSINESS HIGHLIGHTS | CONTINUOUSLY GROWING CONSISTENTLY DELIVERING 2023: SCALING NEW HEIGHTS



SLIC Journey to Success



Customer Care



State Life *Plans*



Individual Life Plans

Whole Life Assurance
Endowment Assurance
Sadabahar Plan
Jeevan Saathi Assurance
Child Education & Marriage Plan

Group Life & Pension Plans

Term Insurance Scheme
Group Endowment Insurance Scheme
Group Pension Scheme
State Life Ride Protection Plan



Bancassurance Plans

Endowment Plan
Three Payment Plan
Sadabahar Plan

Takaful Plans

Takaful Child Education and Marriage Plan
Takaful Endowment Plan
Group Family Takaful
Group Health Takaful



Health Insurance

Sinf-e-Aahan Cancer Protection (SACP) Plan for Women
Sehat Sehat Health Insurance Plan (Group Health Insurance)
Sahara Family Health Insurance Plan
Sehat Zindagi Corporate Health Insurance Plan
Haari Plan
Sehat Sahulat Program
Social Health Program

Board of Directors



**Mr. Sulaiman
S. Mehdi**
Chairman BoD

Mr. Sulaiman S. Mehdi is the Chairman Board of State Life Insurance Corporation of Pakistan. He holds a Master's degree and is also a Fellow member of the Institute of Corporate Secretaries of Pakistan (FCISP). He has over 14 years' experience of working with leading Financial Services Groups in senior positions in the area of operations, investments, marketing, legal and corporate affairs. He joined Central Insurance (CICL) as the COO & CS on October 01, 2010 and led the insurance license revocation process. The revocation of license and its business restructuring from CICL to Cyan is a landmark transaction, and the first of its kind in Pakistan. He has been made the CEO of Cyan wef 26 August, 2014. He is also Chairman of Pebbles Limited.

Before Cyan, he served as the COO and CS for ABL AMCL from January 01, 2008 to September 30, 2010 and during his tenure the assets under management grew from a start-up fund of USD 18 million to USD130 million with four funds. Before ABL AMCL he was also associated with ABL Bank - CIBG as SVP from June 2007 till December 31, 2008, and was primarily responsible for the formation of ABL Asset Management Company Limited. Before joining ABL, he served as the COO and CS of PICIC Asset Management Company Ltd. - one of the leading Asset Management Company of Pakistan from July 2004 to June 2007 and was primarily responsible for the formation of PICIC AMC. During his tenure the assets under management in the form of closed end funds grew from USD 45 million to USD190 million. Sulaiman started his career with Pakistan Industrial Credit and Investment Corporation Limited (PICIC-DFI) in July 2001 as a Management Trainee (OG-II) and was there till June 30, 2004 in the capacity of Manager Corporate Affairs.

Amongst Sulaiman's nascent achievements is the USD 60 million acquisition of Hub Power Company Limited (HUBC) by Dawood Hercules Group that was championed from Cyan's platform on June 13, 2012. As Fund Manager for Cyan's listed equities portfolio, Cyan's portfolio increased by 56% versus 49% of the KSE-100 Index in 2012.



**Mr. Shoaib
Javed Hussain**
Chief Executive officer

Mr. Shoaib Javed Hussain is the Chief Executive officer of State Life Insurance Corporation of Pakistan. He has over 20 years of management experience at leading Global Insurance Groups & Consultancies in the United Kingdom and in Asia. Through his global engagements across Europe, North America and Asia, he brings on board his deep understanding and knowledge of finance, audit, risk and strategy matters with a proven track record of:

- Proactive, dynamic, driven leadership with effective delivery from the conceptual stage through to successful implementation.
- Expert analysis and decision-making skills; utilizing technical acumen and strategic depth leading and delivering strategic projects including M&A, due diligence and capital and liquidity management.
- In-depth experience of leading financial audits and risk management programs initiating policy and control improvements and driving programs that enhance transparency, governance and control.
- Strong experience of industry and regulatory engagement on global supervisory developments and lobbying with international regulators and supervisory authorities.

Shoaib is a Fellow of the Institute of Actuaries (UK) and holds an MSc in Actuarial Management from Cass Business School, City University, London.

Mr. Anwar Mansoor Khan

Board Member



Mr. Anwar Mansoor Khan is the Member Board of State Life Insurance Corporation of Pakistan. He Joined the Pakistan Army in 1969, Passed out in 1971, participated in the 71 war in the East Pakistan. Resigned from Army in 1974 and completed my law. Eventually in 1999 was elevated as a Judge of the High Court of Sindh and then resigned in 2000. Joined as the Advocate General of Sindh in 2002 and remained as such till 2007.

Mr. Anwar Mansoor Khan Advocate Supreme Court of Pakistan, a retired judge of the High Court, has been associated in the drafting of the Companies Ordinance 1984, the establishment of the Islamic Banking Systems in Pakistan, in drawing up various documentation of the Banking System, the establishment of Lease financing in Pakistan, drafting of the Recovery Laws for Banks. Mr. A. M. Khan has delivered series of lectures on Banking Systems, Corporate matters, Leasing Laws, Taxation Laws, matters relating to Mercantile Laws and other allied subject. Whilst a judge of the High Court of Sindh, Mr. A.M. Khan has delivered numerous judgments on banking practice in Pakistan, Company Law, Trade Marks, Patents and designs, Specific Relief, Rent matters and other subjects of Civil Law. Mr. A.M. Khan has been involved in international negotiation and drawing of various agreements in consequence thereof. He has advised on takeovers, acquisitions and buyouts of various companies and has and continues to conduct various merger proceedings.

Mr. Liaquat Ali Memon

Board Member

(From 14th June 2023 to 8th September 2023)



Mr. Liaquat Ali Memon is the Member Board of State Life Insurance Corporation of Pakistan. He has an extensive and diverse career within the public sector in Pakistan, with a strong focus on project management, audit, accounting, and project oversight and evaluation. His current roles as a Special Secretary in the Ministry of Commerce and as an Additional Auditor General in the Auditor General of Pakistan indicate significant responsibility and expertise.

He has experience in project management that he has likely been involved in planning, executing, and monitoring various government projects. This would involve coordinating teams, allocating resources, and ensuring projects are completed within scope, budget, and time constraints.

As an auditor, he would be responsible for examining financial records, ensuring compliance with regulations, and identifying areas for improvement in financial practices. Your role as an Additional Auditor General signifies a high-level involvement in overseeing the financial and operational aspects of government entities.

Additionally, he work in project oversight and management evaluation suggests that he have been instrumental in assessing the effectiveness and impact of projects and programs, which is crucial for making informed decisions and improving government initiatives.

With his extensive experience and prominent positions, he likely have contributed significantly to the development and functioning of the public sector in Pakistan, as well as promoting transparency, accountability, and efficient resource utilization.



**Mr. Humayun
Bashir**
Board Member

Mr. Humayun Bashir is the Member Board of State Life Insurance Corporation of Pakistan. Former IBM PAK CEO, Chairman NCCPL & Eocean, Serving on Corporate Boards. Engaged with Fintechs, Startups, on strategy, Corporate Governance. Independent Director on Boards of Khushali microfinance Bank, NCCPL, SLIC, SME & Advisory for IT strategy, Security, DIGITAL/ AI / Analytics and Payment solutions journey.

He has 40 years of diversified experience with IBM (upto June 2016) for Pakistan, Afghanistan, Iran, and MEA headquarters Dubai. IBM Pakistan CEO for 16 years. Started multiple new lines of services businesses, outsourcing etc. Lead roles in Financial, capital markets automation, and Setup 500 consultants DELIVERY CENTER to serve IBM Middle East Africa and software services export.

In recent past he served as Chair PSX IT Steering committee. Independent Director on Boards of NBP funds, SILKBANK, Linde/POL, Karachi Port- KPT, Export Processing Zone Authority, Foree Fintech, MIT-EP and ICCBS Incubator. Elected President of American Business Council (ABC) 2011 and President of Overseas Investors Chamber of Commerce & industry (OICCI) 2012.



**Mr. Awais
Manzur Sumra**
Board Member

(From 10th May 2023 to 20th October 2023)

Mr. Awais Manzur Sumra is the Member Board of State Life Insurance Corporation of Pakistan. He is a seasoned professional with nearly 30 years of experience in serving the federal and provincial governments as a member of Pakistan Administrative Service. He is currently working as Secretary, Ministry of Planning, Development and Special Initiatives.

Since his first posting as Assistant Commissioner at North-West Frontier Province (now Khyber Pakhtunkhwa) in 1995, Mr. Sumra has served on various key fields, staff and secretariat assignments. These include Additional Secretary - Ministry of Finance, Additional Secretary - Establishment Division, Joint Secretary - Ministry of Finance, Finance Secretary - Gilgit-Baltistan, Director – Earthquake Reconstruction and Rehabilitation Authority, and Deputy General Manager - Pakistan Electronic Media Regulatory Authority. He also served as Senior Advisor to Executive Director at the World Bank Group in Washington D.C (USA) as well as Commercial Counsellor- Embassy of Pakistan, Athens (Greece).

He earned his master's degree in Finance from London Business School in 2005 and a Master of Business Administration from Stockholm University in 2002. Earlier, he studied at University of Engineering and Technology, Lahore to earn a bachelor's degree in Civil Engineering. He also did his Bachelor of Art from University of Punjab in 1991.

**Mrs. Pouruchisty
Sidhwa**
Board Member



Mrs. Pouruchisty Sidhwa is the Member Board of State Life Insurance Corporation of Pakistan. She has an experienced, motivated professional with 35 years of diversified experience in the financial sector ranging from Credit, Risk, Finance to Human Resources. Experienced in Banking, Manufacturing, Pharmaceutical, FMCG, Retail & Textile sectors. She has excellent people and Negotiation Skills and Proven record of change management along with building new teams and refreshing organizational structures.

She is a highly enthusiastic team player with the ability to work steadily under stress and to meet tight deadlines using her well-established technical expertise in the areas of processes and controls. Worked effectively on cross-functional projects across borders while developing exceptional peer and team relationships. Exemplified leadership by fostering a setting that encourages growth and adaptability within the group. She is an exceptional business partner with a track record of delivering leadership in terms of bolstering the human resources of companies. She has also held the position of Senior Banker and shown her ability to work with cross-functional product and regional teams.

**Mr. Muhammad
Iqbal**
Board Member



Mr. Muhammad Iqbal is a Member Board of State Life Insurance Corporation of Pakistan. In his over 23 years of active service career as an officer of Secretariat Group, he has served in different Federal Government Organizations i.e. Statistics Division, M/o Housing and Works, Prime Minister's Secretariat (Public) and M/o Industries and Production under various capacities. Nowadays, he is working as Joint Secretary (Admin & Finance), Ministry of National Health Services, Regulations & Coordination since July, 2019.

He has substantial administrative experience and gifted with the relevant skill sets that remain a prerequisite for policy making at the ex-ante stage, through implementation, monitoring and evaluation of public policy at the ex-post stage in the divisions where he served in different positions. Coupled with his expertise in contractual negotiations at the Bilateral, Plurilateral and Multilateral levels, during his tenure in M/o Industry and Production, he closely liaised with Public Sector Development Programme, CPEC related assignments and dealing with administrative as well as operational matters of the Export Processing Zone Authority, National Industrial Parks Development and Management Company and MD Industry Facilitation Center (IFC). With his vast service experience in administrative, financial, infrastructural Development and Negotiator at the national and international levels.

Mr. Iqbal also participated in multiple local as well as international training Programme namely China Pakistan Economic Corridor China, Agriculture Entrepreneurship in Fiji, International short course on "Strategic Human Resource Management" Queen Margaret University, Edinburg, Scotland, Eastern Mediterranean WHO training programme on Primary Health Care for Universal Health Coverage and Health Security, Egypt.



**Mr. Sheharyar
Iftikhar Khan**
Board Member

Mr. Sheharyar Iftikhar Khan is a Member Board of State Life Insurance Corporation of Pakistan. He has nearly 25 years of experience in credit, corporate & investment banking, international trade & supply chain finance. He has worked in Europe & Asia in multiple banking leadership roles. Sheharyar remained a member of the Global Management Team (GMT) of Trade for Royal Bank of Scotland, UK & chaired his own Management Team for Supply Chain Finance.

Prior to returning to Pakistan in 2017, Sheharyar was working as the Global Head - Supply Chain Finance at RBS London, managing a specialized multi geography team of 30 personnel & a book of GBP 20 Billion. Sheharyar joined ABN AMRO Bank (later RBS) in 2005 and lead deal teams on a number of large-ticket, structured transactions in the Telecom, E&P, Real Estate, Energy & Aviation sectors involving ECAs & multilaterals like IFC & Asian Development Bank. Prior to 2005, he was with Citibank managing public sector & MNC clients. Notable transactions/deals include \$535 Mln US EXIM Bank backed aircraft financing for PIA; \$500 Mln EKN backed telecom equipment financing for Warid; \$55 Mln WC facility for Emaar Pakistan; \$56 Mln equity leveraging facility with ADB for Fauji Group & \$104 Mln Structured LC for MOL, Pakistan. He has also successfully executed numerous cross border derivative transactions.

Sheharyar is now heading the Corporate & Investment Banking Group at Askari Bank Ltd. As a key member of the Bank's leadership team, Sheharyar is responsible for an asset book in excess of PKR 400 Billion & with specific focus on re-organizing the Investment Banking, FI & International banking space. Sheharyar has an MBA from the University of Newcastle, Australia. His early education is from UK, Aitchison College & Government College Lahore. Sheharyar was the Chairman of the Board of Directors of Askari Securities Ltd. and is now a Member Board for Foundation Securities Ltd.



**Ms. Sarah
Saeed**
Board Member

Ms. Sarah Saeed boasts an impressive academic background with degrees from prestigious institutions, including an M.Sc in Economics for Development from the University of Oxford, MA in Economics from the University of Punjab, and a BSc in Mathematics, Statistics, and Economics from the University of Punjab. As a Civil Servant belonging to the 'Pakistan Administrative Service', her professional certification underscores her commitment to public service and her expertise in administrative roles.

With over 26 years of extensive experience, Ms. Saeed has held several key positions in various governmental and international bodies. Currently, she serves as the Special Secretary Commerce, where she manages government's export promotion initiatives under the SIFC, oversees the Commerce Division's insurance portfolio, implements product-specific interventions, and represents the Ministry on Cabinet Committees. Her previous roles include serving as the Special Secretary to the Prime Minister, where she advised on policy and administrative matters, managed the Federal Cabinet's agenda, and oversaw the human resources and budget of the Prime Minister's Office. She also served as Additional Secretary (Expenditure) in the Ministry of Finance, where she was responsible for budgetary expenditures, implementing financial discipline, and spearheading Public Financial Management Reforms.

Ms. Saeed's career is marked by strategic leadership and significant contributions to Pakistan's administrative and economic sectors. She has played pivotal roles in various capacities, including Directing Staff at the National School of Public Policy, Secretary to the Government of Punjab, Director of PAS Campus at the Civil Services Academy Lahore, and Director General of the Benazir Income Support Programme in Punjab. Her contributions have been instrumental in shaping policies and driving initiatives that have significant impacts on Pakistan's socio-economic landscape, demonstrating her deep understanding of public policy, economics, and reform across diverse sectors.



STATE LIFE
INSURANCE CORPORATION OF PAKISTAN

NEW AND IMPROVED DIGITAL SERVICES

SLIC AGENT PRO

Easy
Registration

Personalized
Dashboard

Team
Management

Payment
Transparency

Real-Time
Notifications

Feedback
and Support



MY SLIC APP

Customer
Support

Real-Time
Notifications

Policy
Management

Maturity
Tracking

Paying
Premiums

Paperless
Insurance
Journey

CALL CENTRE 
051-111-77-SLIC



STATELIFE.COM.PK



**MY SLIC
APP**



**SLIC AGENT
PRO APP**



**STATE LIFE HEALTH
PLUS APP**



www.statelife.com.pk | www.statehealth.com.pk | www.digital.statelife.com.pk | 021-99202800-9

[statelifeinsurancecorporation](#) | [statelifeofficial](#) | [StateLifeInsur4](#)

Health Insurance

Sehat Sahulat Program

Sehat Sahulat Program is a milestone towards social welfare reforms; ensuring that the identified under-privileged citizens across the country get access to their entitled medical health care in a swift and dignified manner without any financial obligations.

FEDERAL SEHAT SAHULAT PROGRAM

Entire Population ICT, GB, FATA, AJK & Tharparkar

KPK SEHAT SAHULAT PROGRAM

Entire Population of Khyber Pakhtunkhwa

PUNJAB SEHAT SAHULAT PROGRAM

Entire Population of Punjab

Sehat Sahulat Mobile App

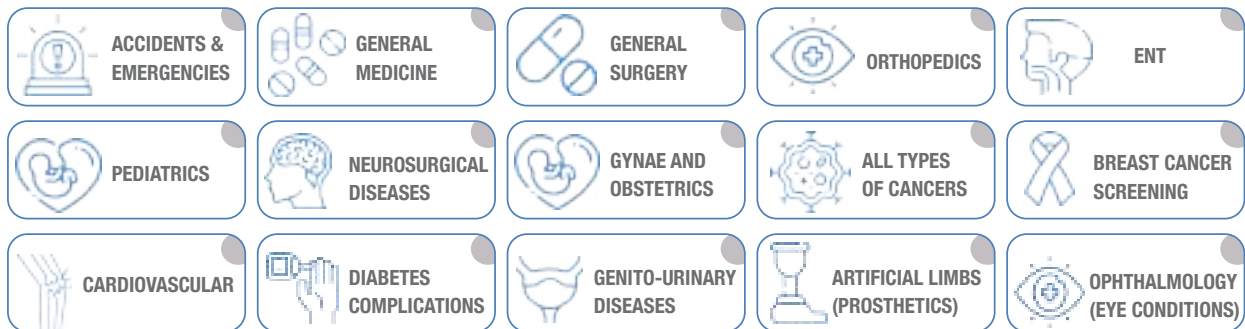
Your Health care Now is in Your Hands



- With User Friendly UI Design
- Find All Empanelled Hospitals Nearby You
- Get All Treatment History
- Send Your Health Related Complaints
- Get All The Updates About The Program
- Regular Animated Videos About Program



Program Coverage



Collaboration Partners of Health Insurance Program



Customer Care for Sehat Sahulat Health Program

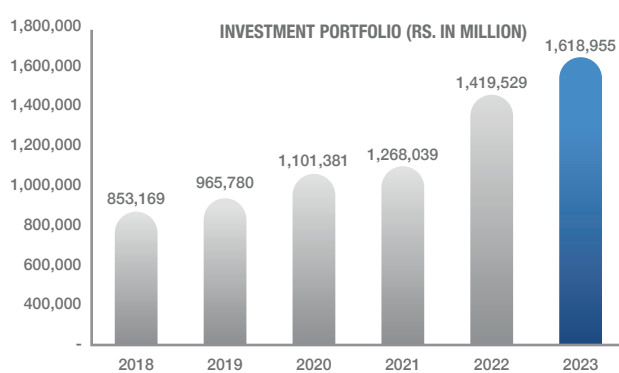
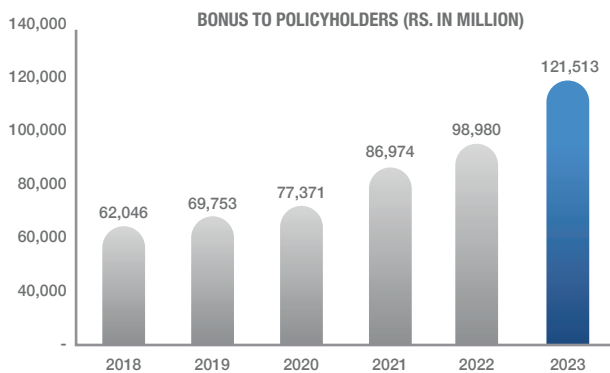
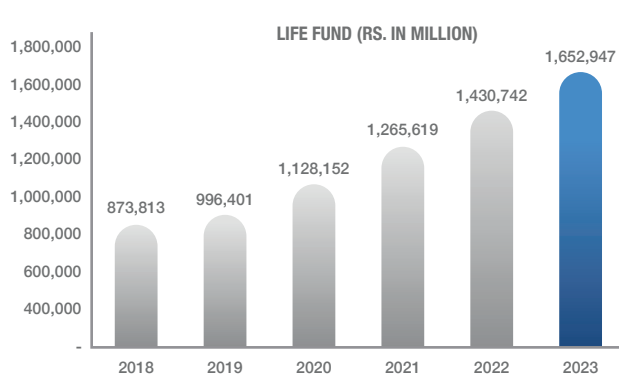
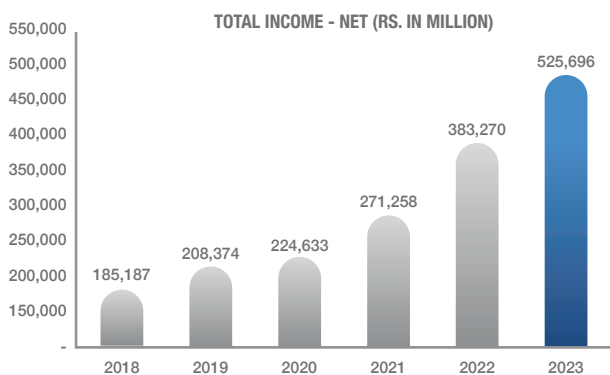
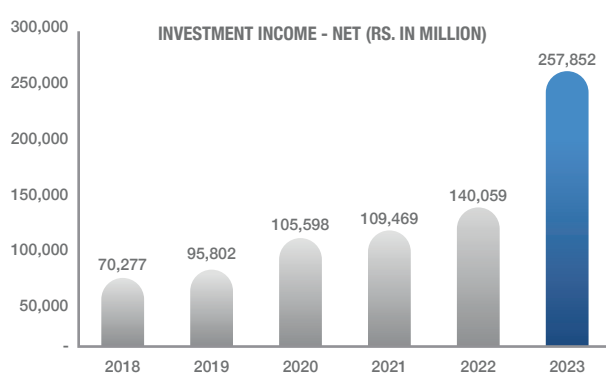
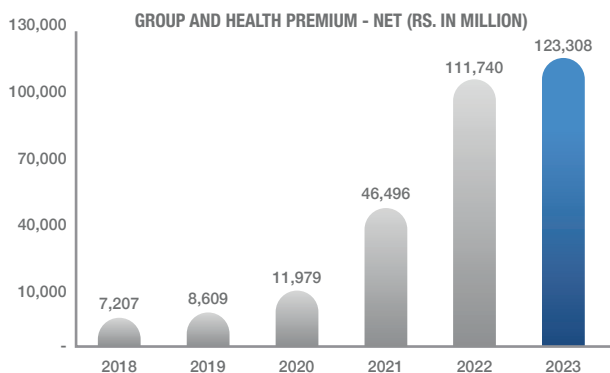
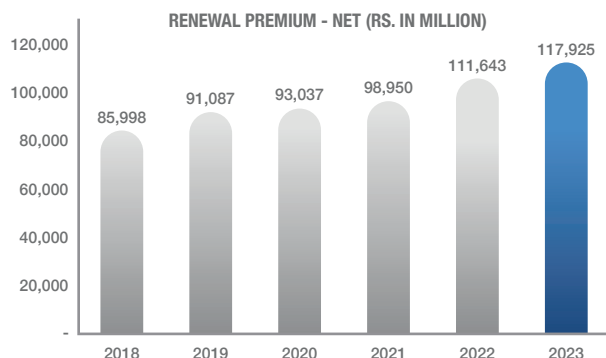
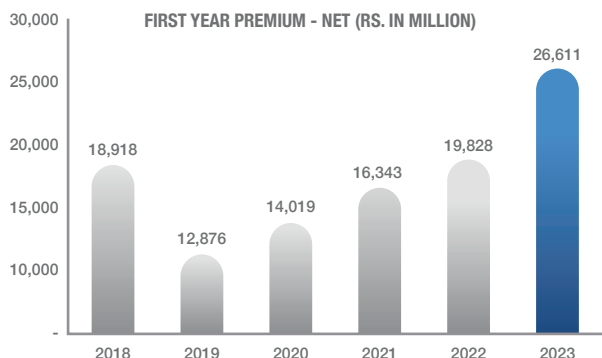
Helpline: 0800-09009 0800 89898 Email: info@statehealth.com.pk

State Life Customer Care

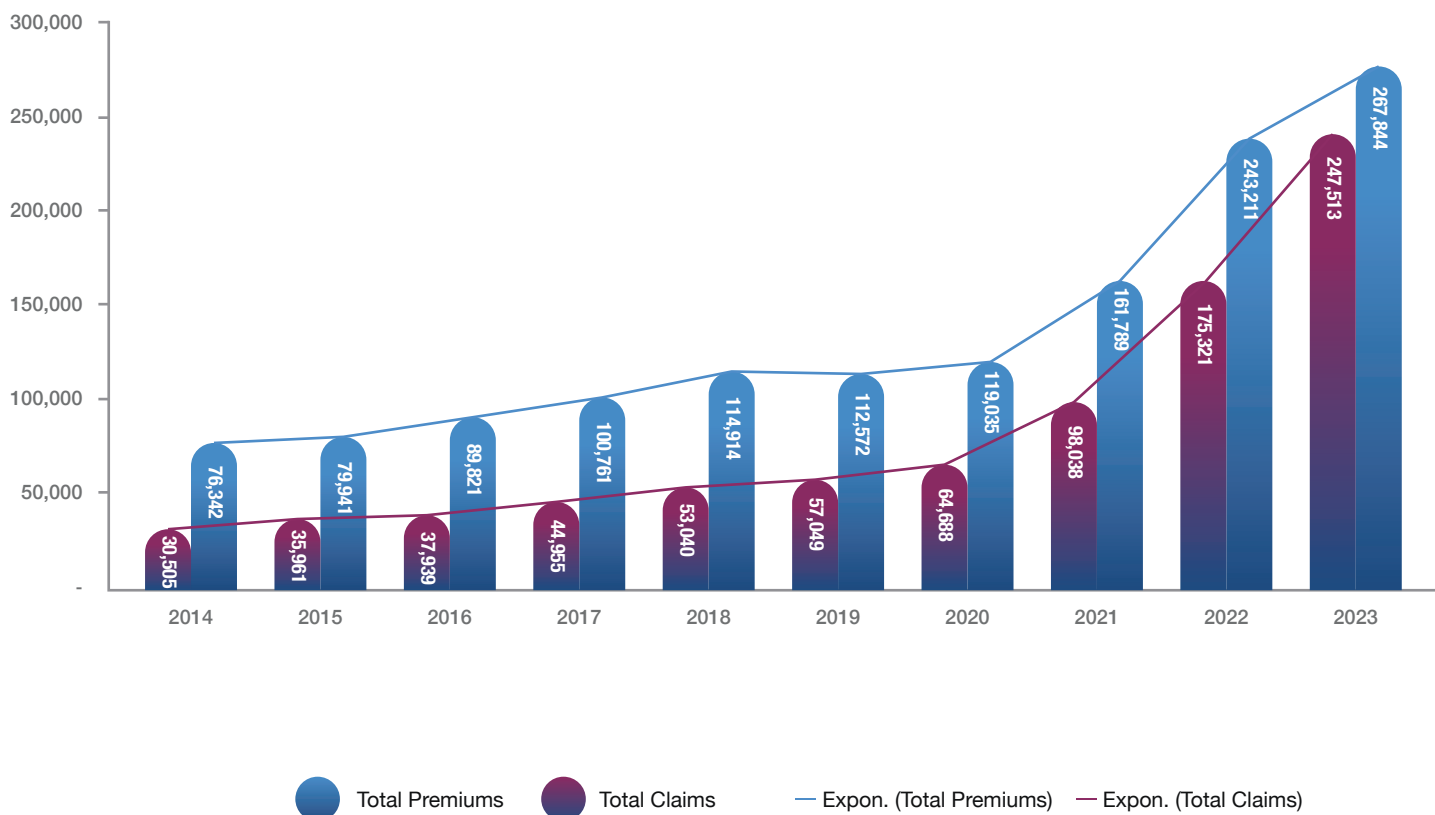


Now you can register your Queries/Suggestions/Complaints by using SLIC's "COMPLAINTS MANAGEMENT SYSTEM" at www.statelife.com.pk or Call: 021-99206868 or 0800-09099, (Toll Free Number) by landline Email: complaints@statelife.com.pk Direct Lines: 021-99202800-9, 021-11111888

Financial Highlights



Total Premium Vs Total Claims 2014-2023 (Rs. in Million)



Total Income Vs Total Expenses 2014-2023 (Rs. in Million)



Corporate Information

Board of Members

Mr. Sulaiman S. Mehdi
Chairman

Mr. Shoaib Javed Hussain
Chairman (till 16th August 2023)

Mr. Shoaib Javed Hussain
CEO (From 17th August 2023)

Mr. Anwar Mansoor Khan
Independent Director

Mr. Humayun Bashir
Independent Director

Mr. Sheharyar Iftikhar Khan
Independent Director

Mrs. Pouruchisty Sidhwa
Independent Director

Ms. Sarah Saeed
Non-Independent Director

Mr. Muhammad Iqbal
Non-Independent Director

Mr. Liaquat Ali Memon
Non-Independent Director
(from 14th June 2023 to 8th September 2023)

Mr. Awais Manzur Sumra
Non-Independent Director
(from 10th May 2023 to 20th October 2023)

Company Secretary

Mr. Mushtaq Ahmed

Auditors - Pakistan

M/s. BDO Ebrahim & Co
Chartered Accountants

Riaz Ahmed & Co
Chartered Accountants

Gulf Countries

M/s. Sajjad Haider & Co.
Chartered Accountants

Appointed Actuary

Mr. Shujaat Siddiqui
MA, FIA, FPSA,

Risk Management, Compliance & Litigation Committee

Mr. Anwar Mansoor Khan
Chairman

Mr. Shaheryar I. Khan
Member

Mr. Awais Manzur Sumra
Member

Mrs. Pouruchisty Sidhwa
Member

Dr. Aftab Imam
ED(IT/LAD/IA/G&P/HRD) / Member

Dr. Arshad Iraqi
Non-Member/DH (Risk Management) / Secretary

Investment Committee

Mr. Anwar Mansoor Khan
Chairman

Mr. Shoaib Javed Hussain
CEO / Member

Ms. Sarah Saeed
Member

Mr. Muhammad Iqbal
Member

Mr. Shahid Iqbal Baloch
ED (Inv. / P&GS / H&A) / Member

Mr. Abdul Shakoor Shaikh
ED (RE/ PHS) / Member

Muhammad Rashid
C.F.O

Mr. Shujaat Siddiqui
Appointed Actuary / Member

Mr. S. Shanawaz Nadir Shah
C.I.O

Mr. Mushtaq Ahmed
Non-Member/Divisional Head (Inv.) / Secretary

Mr. Attaullah A. Rasheed
Non-Member/DH (RE) / Standing Secretary

Claims Settlement Committee

Mr. Liaquat Ali Memon
Chairman

Mr. Muhammad Iqbal
Member

Mr. Abdul Shakoor Shaikh
ED (RE/ PHS) / Member

Mr. Ashar Aziz
DH (H&A) / Member

Mr. Abdul Salam
Non-Member/DH (PHS) / Secretary

Underwriting/Reinsurance and Co-Insurance Committee

Mr. Awais Manzur Sumra
Chairman

Mr. Faisal Mumtaz
DH (Actuarial) / Member

Mr. Abdul Salaam
DH (PHS) / Member

Dr. Shahzad Haider Hamdani
Non-Member/AGM (PHS) / Secretary

I.T Committee

Humayun Bashir
Chairman

Ms. Sarah Saeed
Member

Mr. Muhammad Iqbal
Member

Dr. Aftab Imam
ED (IT/LAD/IA/G&P/HRD) / Member

Mr. Javed Ashraf
Non-Member /CTO / DH(IT) / Secretary

Board Audit Committee

Mr. Shaheryar Iftekhar Khan
Chairman

Humayun Bashir
Member

Mr. Muhammad Sohaib Usmani
Non-Member/ DH (Audit) / Secretary

Ethics, Human Resource & Remuneration Committee

Mrs. Pouruchisty Sidhwa
Chairperson

Mr. Humayun Bashir
Member

Ms. Sarah Saeed
Member

Mr. Shahid Iqbal Baloch
ED (Inv. / P&GS / H&A) / Member

Dr. Nisar Ahmed Shah
Non-Member/DH (P&GS) /Secretary

Standing Committee

Mr. Shoaib Javed Hussain
CEO / Chairman

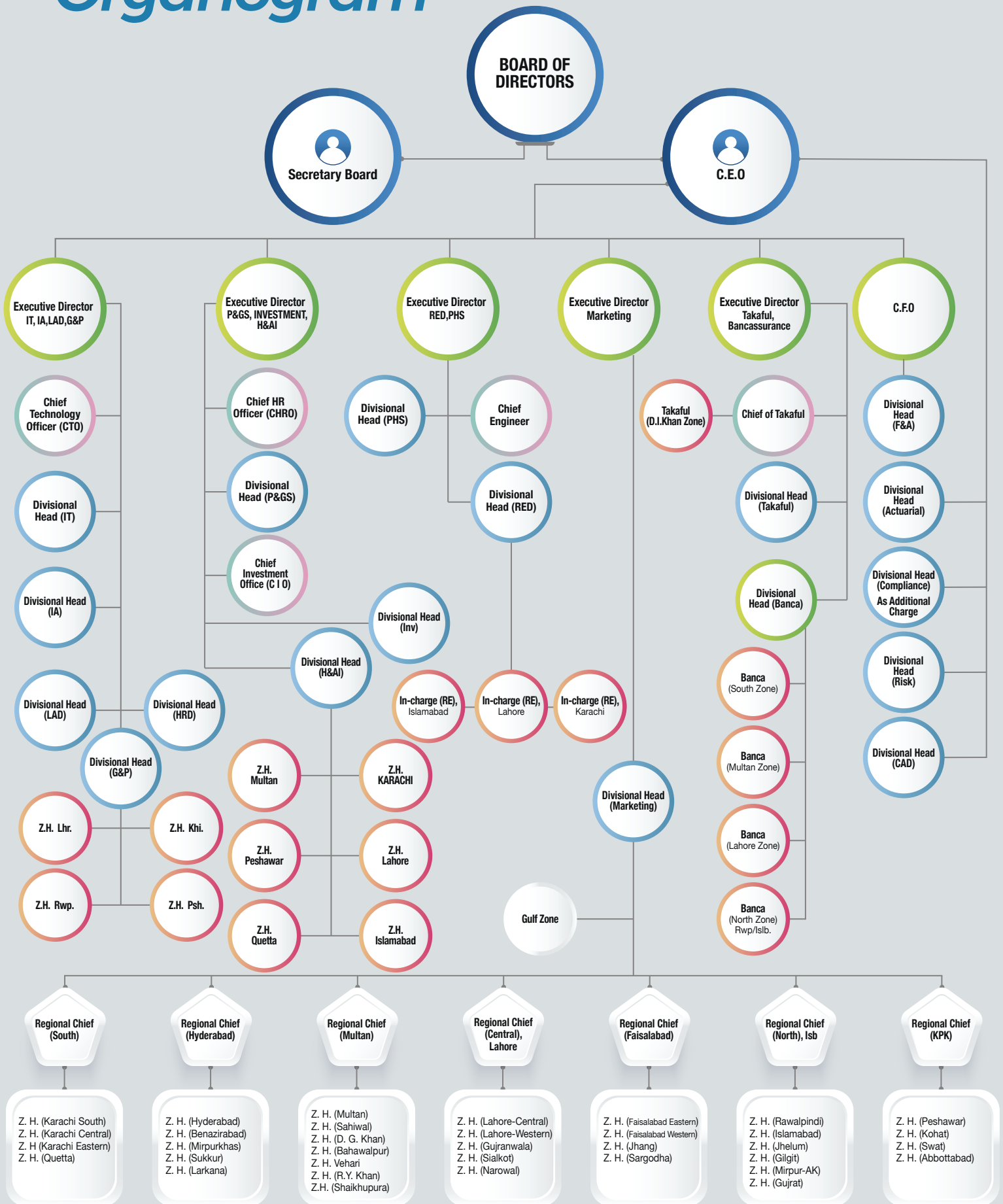
Mr. Anwar Mansoor Khan
Member

Mrs. Pouruchisty Sidhwa
Member

Dr. Nisar Ahmed Shah
Non-Member/DH (P&GS) /Secretary



Organogram



Management

Chief Executive Officer (C.E.O.)

Mr. Shoaib Javed Hussain

Executive Directors

Mr. Shahid Iqbal Baloch
Dr. Aftab Imam
Mr. Abdul Shakoor Shaikh
Mr. Muhammad Izqar Khan

Chiefs

Mr. Muhammad Rashid
Chief Financial Officer
Mr. Tariq Saeed Ch.
Chief Takaful Officer
Syed Shahnawaz Nadir Shah
Chief Investment Officer
Mr. Imran-ul-Haq Usmani
Chief Engineer Officer
Dr. Javed Ashraf
Chief Technology Officer
Mr. Imran Sardar
Chief Human Resources Officer

Divisional Heads

(Principal Office)

Mr. Attaullah A. Rasheed
Real Estate
Mr. Faisal Mumtaz
Actuarial
Mr. Muhammad Sohaib Usmani
Internal Audit
Mr. Khalid Mehmood Shahid
Marketing
Mr. Abdul Salam
PHS
Mr. M. Dawood Nasir
Takaful
Mr. Mushtaq Ahmad
Investment
Dr. Javed Ashraf
Information Technology
(Additional Charge)
Mr. Muhammad Amjad
Finance & Accounts
Mr. S. Faisal Tazeeb
HRDD
Dr. Nisar Ahmed Shah
P&GS
Ch. Anjum Rasheed
Banca
Dr. Arshad H. Iraqi
Compliance
Dr. Mushtaq Ahmad
Group & Pension
Mr. Mahmood Alam
Legal Affairs
Mr. Muhammad Ashar
Health & Accidental Insurance
Dr. Arshad H. Iraqi
RMD
Ms. Maha Haider
CAD

Company Secretary

Mr. Mushtaq Ahmed

Chief Medical Officer

Dr. Mukkaram Ali Khan

Individual Life

Regional Chiefs

Mr. Muhammad Akbar Mughal
Central Region (Lahore)
Mr. Abdul Hussain Kapri
Southern Region (Karachi)
Mian Rizwan Majeed
Northern Region (Islamabad)
Mr. M. Ramzan Shahid
Multan Region (Multan)
Mr. Siddique Akbar
Hyderabad Region (Hyderabad)
Ch. Sarfaraz Ahmed
KPK Region (Peshawar)
Ch. Inamullah
Faisalabad Region (Faisalabad)

Zonal Chief

Gulf Countries

Mr. Abdul Manan Shaikh
Gulf Zone, UAE-Dubai

Zonal Heads

Central Region

Mr. Munir Ahmed Baig
Lahore Zone (Central)
Mr. Tariq Siddiquie
Lahore Zone (Western)
Mr. Tariq Mehmood Cheema
Gujranwala Zone
Mr. Tariq Mehmood Sheikh
Sialkot Zone
Mrs. Fehmida Ashraf
Narowal Zone

Faisalabad Region

Mr. Mehmood Ul Hassan
Faisalabad Zone
Mr. Muhammad Sarwar
Sargodha Zone
Rana Muhammad Younis
Jhang Zone

Multan Region

Mr. Meher Farrukh Mehmood
Multan Zone
Mr. Munir Ahmed Naz
Sahiwal Zone
Mr. Saeed Ahmed Malik
Rahim Yar Khan Zone
Mr. M. Ramzan Bhatti
Vehari Zone
Mr. Mehboob Alam
Dera Ghazi Khan Zone
Malik Ather Saeed
Bahawalpur Zone

Northern Region

Mr. Main Munir Abid
Rawalpindi Zone
Mr. Jailil A. Hashmi
Mirpur (A.K) Zone
Mr. Noor Muhammad Javed
Islamabad Zone
Raja Zafar Iqbal
Gujrat Zone
Kaiser Nawaz Vainz
Jhelum Zone
Mr. Sakhi Madad
Gilgit Zone

KPK Region

Mr. Muhammad Jan
Peshawar Zone
Mr. Muhammad Khalid
Abbottabad Zone
Mr. Muhammad Muzzaffar Khan
Swat Zone
Mr. Javed Irfan
Kohat Zone

Southern Region

Syed Noor Shah Bukhari
Karachi Zone (Southern)
Mr. Muhammad Akbar
Karachi Zone (Eastern)
Mr. Muhammad Ilyas
Karachi Zone (Central)
Mr. Abdul Nabi Lashari
Quetta Zone

Hyderabad Region

Mr. Asghar Ali Khushk
Hyderabad Zone
Mr. Munawar Ali Kalhoro
Mirpurkhas Zone
Mr. Mehmood Ahmed Shaikh
Sukkur Zone
Mr. Ali Bhutto
Larkana Zone
Syed Anis Ahmed Shah
Benazirabad Zone

Group Life

Zonal Heads

Mr. Ejaz Hussain Soomro
Karachi Zone
Dr. Sajjad Hassan Zaidi
Lahore Zone
Mr. Jehan Badshah Khattak
Rawalpindi Zone
Mr. Muhammad Khalil
Peshawar Zone

Health and Accidental Insurance

Regional Chief

Mr. Hafeezuddin
Karachi
Dr. Saleem Akber
Islamabad
Dr. Noor Ul Haq
Lahore

Zonal Heads

Mr. Fayyaz Noor
Peshawar Zone
Mr. Altaf Hussain
Multan Zone
Mr. Ijaz Ahmed
Swat Zone
Mr. Ubaid ur Rehman
Faisalabad Zone
Mr. Muhammad Jalal udin Akbar
Quetta Zone

Directors' Report to the **Shareholders**

The Board of Directors are delighted to present the audited financial statements for the year ended 31st December, 2023 in its 51st Annual Report of the Corporation.

1. Compliance with the Code of Corporate Governance for Insurers, 2016

In accordance with SRO 1045(1)/2016 dated 9th November 2016, issued by Securities & Exchange Commission of Pakistan (SECP) on Corporate Governance Rules for Insurers, 2016, the Board of Directors are pleased to confirm the following:

1. The financial statements, prepared by the management of State Life Insurance Corporation of Pakistan (the Corporation), present the result of its operations, cash flows and changes in equity.
2. Proper books of account of the Corporation have been maintained.
3. Appropriate accounting policies have been consistently applied in preparation of financial statements and accounting estimates are based on reasonable and prudent judgment.
4. International Accounting Standards, International Financial Reporting Standards or any other regulation or law (including but not limited to the Shariah guidelines/principles) as applicable in Pakistan, have been followed in preparation of financial statements and any deviation from them have been disclosed.
5. The system of internal controls is sound in design and has been effectively implemented and monitored.
6. There are no significant doubts about the Corporation's ability to continue as a going concern.
7. There has been no material departure from the best practices of corporate governance.

2. Financial Performance and Operating Results

Overall performance of the Corporation remained satisfactory. An overview of the performance of Corporation for Financial Year (FY) 2023 as compared to last year is summarized below:

Total Income of the Corporation including unrealized capital gain of Rs. 33,216 million (2022: Capital Loss Rs. 13,539) increased to Rs. 525,696 million in 2023 as against Rs. 383,270 million in the preceding year, registering an increase of 37.2 percent.

Acquisition expenses for FY 2023 were Rs. 29,522 million as compared to Rs. 22,680 million in FY 2022 showing an increase of 30.2 percent; Marketing and Administrative expenses were Rs. 18,792 million in FY 2023 as compared to Rs. 14,748 million in the preceding year showing an increase of 27.4 percent. Overall management expense ratio to total premium income for FY 2023 was 17.97 percent as against 15.33 percent to last year.

Insurance benefits paid to policyholders in the year 2023 were Rs. 247,513 million as against Rs. 175,321 million last year, registering an increase of 41.2 percent.

3. Business Portfolio Wise Performance

3.1 Individual Life Business – Pakistan’s Operations:

First year gross premium under Individual Life policies during the year 2023 was Rs. 25,701 million as compared to Rs. 19,624 million in the year 2022, showing an increase of 31.0% percent. Gross renewal premium was Rs. 114,716 million in FY 2023, whereas it was Rs. 109,306 million in FY 2022, resulting in an increase of 4.9 percent.

3.2 Individual Life Business – Overseas Operations:

For overseas business, first year gross premium under Individual Life policies, during the year 2023 was Rs. 427 million as against Rs. 223 million in the year 2022, showing an increase of 91.9 percent. Gross renewal premium in FY 2023 was Rs. 3,203 million as compared to Rs. 2,361 million in 2022, showing an increase of 35.6 percent.

3.3 Takaful Operations:

During the year under review, Takaful operations of the Corporation have received contributions of Rs. 1,123 million as against Rs. 450 million in the year 2022 showing tremendous growth of 149.6 percent.

3.4 Group Life Business:

Premium under Group Life policies including unearned premium during the year 2023 was Rs. 11,841 million as compared to Rs. 11,108 million in the corresponding year, showing an increase of 6.6 percent. Experience refund during the year 2023 was Rs. 551 million as compared to Rs. 346 million in 2022 showing an increase of 59.2 percent.

3.5 Health Insurance Business:

Premium under Health and Accident Insurance business including unearned premium during the year 2023 was Rs. 181,689 million as compared to Rs. 143,261 million in 2022, showing a significant increase of 26.8 percent. Experience refund during the year 2023 was Rs. 69,271 million as compared to Rs. 41,836 million in 2022 showing an increase of 65.6 percent.

3.6 Real Estate:

Break up of rental income and expenses are:

	Rs. in million		
	2023	2022	Inc/(Dec)%
Rental and other income	1,813	1,415	28%
Expenses	971	707	37%
Net Income	842	708	19%

3.7 Investment:

Net investment income for FY 2023 was Rs. 257,852 million including unrealized capital gain of Rs. 33,216 million (FY 2022: Capital Loss of Rs. 13,539 million) higher by 84.1 percent over the previous year’s investment income of Rs. 140,059 million.

4. Key Operating and Financial Data

Summarized financial performance for the last six years is annexed as **Appendix-A**.

5. Others Disclosures

- There is no statutory payment outstanding as on December 31, 2023 on account of taxes, duties, levies, and charges except as disclosed in notes to the Financial Statements.
- The value of investment made by the employees' retirement funds, operated by the Corporation, as per their financial statements as of December 31, 2023, are as follows:

	Rs. in million
Pension Fund	34,904
Gratuity Fund – Officers	-
Provident Fund	6,560

6. Number of Meetings of the Board

Eleven meetings of the Board were held during the year under review and attended by the following members:

S. No.	Director's Name	Status	Date of Appointment	Total Meetings	Meetings Attended
1	Mr. Sulaiman S. Mehdi	Chairman	17.08.2023	11	5
2	Mr. Shoaib Javed Hussain	Chairman	07.03.2023	11	5
3	Mr. Shoaib Javed Hussain	CEO	17.08.2023	11	5
4	Dr. Ahmed Mujtaba Memon	Elected Chairman for 296th meeting of the Board	14.07.2022	11	1
5	Dr. Ahmed Mujtaba Memon	Non-Independent Director	14.07.2022	11	3
6	Mr. Anwar Mansoor Khan	Independent Director	07.03.2022	11	7
7	Ms. Sarah Saeed	Non-Independent Director	19.09.2023	11	3
8	Mr. Humayun Bashir	Independent Director	07.03.2022	11	11
9	Mr. Sheharyar Iftikhar Khan	Independent Director	08.08.2023	11	4
10	Mr. Muhammad Iqbal	Non-Independent Director	13.12.2022	11	10
11	Mrs. Pouruchisty Sidhwa	Independent Director	07.03.2022	11	10

6.1 Pattern of Shareholding:

As at December 31, 2023

Categories of Shareholders	No. of Shares Held
Government of Pakistan through Ministry of Commerce (100 percent)	80 million
Total	80 million

7. Corporate Communication & CSR

Corporation spearheaded range of impactful initiatives spanning employee engagement, community outreach, media and public relations and executed advertising campaigns across diversified media platforms.

Corporation sponsored inauguration of pioneering café managed by differently-abled students, marking a significant stride in community empowerment. Corporation also launched a market awareness campaign of its newly launched products during the prominent ICC's Men's Cricket World Cup 2023, capitalizing on its primetime exposure. Due to strategic positioning at prominent industry conferences, Corporation's brand experienced a notable resurgence, reassuring its prominence in the market.

8. Human Resource Development

Human resource is the most valuable asset of an organization. During the year under review, Corporation has arranged 2,254 courses (2022: 2,138) for enhancing skill of its marketing force and its employees which were attended by 110,567 participants (2022: 97,294).

9. Insurer Financial Strength Rating

State Life Insurance Corporation of Pakistan is the only Insurer in the Pakistan's insurance industry that is continuously maintaining 'AAA' rating by Pakistan Credit Rating Agency (PACRA). The 'AAA' rating represents SLIC's exceptionally strong capacity to meet policyholders and contractual obligations.

10. Future Outlook

10.1 Economic Outlook:

During the year under review, Pakistan's economy faced challenging situation due to sky rocketing inflation and other macroeconomics factors. As a result of severe economic challenges, insurance industry registered negative growth during 2023. Despite these challenges, Corporation's financial performance witnessed tremendous growth. However, if soaring inflationary pressure persists, we may witness slowdown in business growth. Management of the Corporation is closely monitoring the economic situation and is committed to protect the interest of its policyholders and shareholders.

10.2 Health Insurance:

Corporation is efficiently managing social health insurance initiatives providing inpatient medical care for more than 180 million individuals across Pakistan. The Provision of medical services is accessed through network of 1200+ hospital.

Active initiatives have been taken to expand health insurance coverage to entire Baluchistan. Corporation is entering into corporate health insurance segment and introduced hybrid health product like Sehat Salamat Health Insurance Plan to cater the diversified need of corporate clients. Similarly, to cater the individual need of different segments of society, the Corporation introduced valuable individual plan like Sinf-e-Aahan Cancer Protection Plan for Women, Hari Plan, Sahara Family Health Insurance Plan and Sehat Zindagi Health Insurance Plan. Corporation anticipates the reduction in group health insurance premium in the coming years due to reduction in coverage of government funded health insurance schemes.

10.3 Group Business:

For enhancement of group life portfolio, Corporation has introduced new plans like term insurance for government employees of KP, financial assistance and retirement benefits scheme for employees of Sindh Government, travel insurance (both road and railways). The group insurance for the employees and passengers of Pakistan Railways has also been commenced.

Besides, various avenues are being explored and offered to Bureau of Emigration for group life insurance of emigrants moving abroad on job visa.

10.4 Family Takaful:

Corporation is planning for Bancatakaful operations and for this purpose it has entered into Bancatakaful agreement with prominent banks of Pakistan like UBL, BoP and HBL. Plans are underway for enhancement of takaful business through individual family takaful, group health takaful & group family takaful products in the coming years.

10.5 Bancassurance:

The outreach of Corporation's Banca business, with the assistance of partner banks; is making its mark in banking industry. Also, non-partner banks are approaching Corporation with an aim to optimizing insurance cover for their clients. Recently, Corporation has joined hands with HBL for expanding foot prints in Banca business.

10.6 Digitization:

For delivering hassle-free online digital services to policyholders, multiple initiatives have been taken which includes launch of digital insurance policy portal, online premium payment through e-pay, verification through NADRA Verisys, online compliant management system, etc. Some of the other initiatives to improve policyholder's experience include revamping of the existing website, upgradation of centralized database, integration of mobile app (android and IOS) with the website, digitization of policy documents, etc. Steps are being taken for providing mobile app to the field workers for accessing information related to their policyholder's status.

11. Actuarial Valuation

As at 31st December 2023, the actuarial surplus arising during the inter-valuation period on participating policies was Rs. 159,814 million (2022: Rs. 130,837 million). The details of bonuses declared are stated as an appendix.

12. Dividend

Profit after tax (PAT) attributable to Shareholders for FY 2023 and FY 2022 was Rs. 14,719.723 million and Rs. 13,728.269 million respectively in which an amount of Rs. 10,009.875 million (FY 2022: 11,614.664 million) has been transferred to Ledger Account "D" Solvency reserve on the advice of Appointed Actuary; profit available to shareholders is Rs. 4,709.848 million (2022: 2,113.605 million). Rs. 410 million (2022: 113.606 million) will be retained in General Reserve. Dividend of Rs. 2,500 million (2022: Rs. 2,000 million) will be paid to Government of Pakistan.

13. Statutory Auditors

The accounts for the year ended 31st December, 2023 were jointly audited by a panel of auditors comprising of (i) M/s. BDO Ebrahim & Co. Chartered Accountants, Karachi and (ii) M/s. Riaz Ahmed & Co. Chartered Accountants, Karachi. The accounts of Gulf Zone were audited by M/s. Sajjad Haider & Co. Chartered Accountants, Dubai, UAE.

The Auditors Report for the financial year 2023 does not contain any qualification, reservation or adverse remark. The Auditors' Report is enclosed with the financial statements in this Annual Report.

14. Consolidated Accounts

The Consolidated Accounts of the Corporation are annexed in this Annual Report.

15. Subsidiary Companies:

The Corporation has three subsidiaries as on 31.12.2023:

- i. State Life (Lackie Road) Properties (Private) Limited
- ii. State Life (Abdullah Haroon Road) Properties (Private) Limited
- iii. Alpha Insurance Company Limited

16. Acknowledgement

We wish to thank our valued policyholders for continuing trust and confidence in our products and services. We are grateful to the Securities and Exchange Commission of Pakistan (SECP) for their continued guidance and assistance. We extend our gratitude to Ministry of Finance, Ministry of Commerce, State Bank of Pakistan, our reinsurers and business partners for their support.

Finally, we wish to thank our employees and sales force whose dedication and commitment has been a source of strength for the organization.

We are pleased to place on record the deep appreciation on behalf of the Board of Directors for the efforts made by all the tiers of the field force and devotion to duty of the staff and officers for the overall performance of the Corporation.

On behalf of the Board of Directors



Shonib Javed Hussain
Chief Executive Officer



Sulaiman S. Mehdi
Chairman

Karachi,
Dated: 30th April, 2024

Key Operating and **Financial Data:**

Appendix-A

Rs. in Million

	2023	2022	2021 (Restated)	2020	2019	2018
FIRST YEAR PREMIUM (NET)	26,611	19,828	16,343	14,019	12,876	18,918
RENEWAL PREMIUM (NET)	117,925	111,540	98,950	93,037	91,087	85,998
GROUP PREMIUM INCLUDING HEALTH (NET)	123,308	111,843	46,468	11,962	8,500	7,117
INVESTMENT INCOME (NET)	257,852	140,059	109,469	105,598	95,802	70,277
INSURANCE BENEFITS	247,513	175,321	98,038	64,688	57,049	50,249
SURPLUS APPROPRIATED TO SHAREHOLDERS' FUND	7,485	2,839	2,339	2,138	1,878	1,738
PROFIT BEFORE TAX	24,480	20,664	9,265	5,927	2,797	2,675
TAXATION	9,760	6,936	2,708	1,720	813	883
PROFIT AFTER TAX	14,720	13,728	6,556	4,207	1,984	1,792
EARNINGS PER SHARE (in Rs.) Rs. 100 each	184	171.6	141.75	97.78	51.61	56.6
BONUS TO POLICY HOLDERS	121,513	97,491	85,650	75,968	69,753	62,046
TOTAL ASSETS	1,930,684	1,602,589	1,366,112	1,203,383	1,058,836	930,231



“

Reinforce Objectives



Statement Of Compliance With The Code Of Corporate **Governance For Insurers, 2016**

Name of the Insurer: **State Life Insurance Corporation of Pakistan (the Corporation)**

Year ended: **December 31, 2023**

This statement is being presented in compliance with the Code of Corporate Governance for Insurers, 2016 for the purpose of establishing a framework of good governance, whereby the Corporation is managed in compliance with the best practices of corporate governance.

The Corporation has applied the principles contained in the Code in the following manner:

1. The Corporation ensures representation of independent non-executive directors and facilitates directors representing minority interests on its Board of Directors. As at December 31, 2023 the Board includes:

Independent Director/Chairman (from 17.08.2023)	i. Mr.Sulaiman S.Mehdi
Independent Directors	ii. Mr. Anwar Mansoor Khan iii. Mr. Humayun Bashir iv. Mr. Sheharyar Iftikhar Khan
Female Independent Directors	i. Mrs.Pouruchisty Sidhwa
Executive Directors	i. Mr. Shoaib Javed Hussain, CEO
Non – Executive Directors	i. Mr. Muhammad Iqbal ii. Ms.Sarah Saeed

All independent Directors meet the criteria of independence as laid down under the Code of Corporate Governance for Insurers, 2016.

The directors are appointed by the Federal Government in terms of Article 12 (1) of the LINO,1972.

2. The directors have confirmed that none of them is serving as a director in more than seven listed companies, excluding the listed subsidiaries of listed holding companies, including the Corporation.
3. All the resident directors of the Corporation have confirmed that they are registered as taxpayers and none of them has defaulted in payment of any loan to banking company, a DFI, or NBF. None of directors has been declared defaulter being member by Stock Exchange.
4. During the year, three causal vacancies occurred on the board, one vacancy filled within the specified time period i.e 90 days. However, two vacancies not filled within specified time period of ninety days. (Vacancies filled after lapse of 20 & 13 days).
5. The Corporation has prepared a Code of Conduct which has been disseminated among all the employees and directors of the Corporation.
6. The Board has developed a vision/mission statement, overall corporate strategy and significant policies of the Corporation. A complete record of significant policies along with the date on which they were approved has been maintained.

7. All the powers of the Board have been duly exercised and decisions on material transactions including appointment and determination of remuneration and terms and conditions of employment of the Chief Executive Officer and the key officers have been taken by the Board of Directors. The decision regarding appointment and determination of remuneration and terms & conditions of Directors are made by the Federal Government.
8. The meetings of the Board were presided over by the Chairman and the Board met at least once in every quarter. Written notices of the Board meetings, along with agenda were circulated at least seven (7) days before the meetings. The Minutes of the meetings are appropriately recorded and circulated.
9. The Board has established a system of sound internal control, which is effectively implemented at all levels within the corporation. The corporation has adopted and complied with all the necessary aspects of internal controls given in the code.
10. The Corporation has arranged orientation/training programs for its directors during the year to apprise them of their duties and responsibilities.
11. The Board has approved the appointment of Chief Financial Officer, Company Secretary and Head of internal audit including their remuneration and terms and conditions of employment.
12. The Directors' report for this year has been prepared in compliance with the requirements of the Code of Corporate Governance for Insurers, 2016 and fully describes the salient matters required to be disclosed.
13. The financial statements of the Corporation are duly endorsed by the Chief Executive Officer and Chief Financial Officer before approval of the Board.
14. The Directors, Chief Executive Officer and other executives do not hold any interest in the shares of the Corporation.
15. The Corporation has complied with all the corporate and financial reporting requirements of the Code of Corporate Governance for Insurers, 2016.
16. The Board has formed the following management committees. These committees have been formed under the Code of Corporate Governance for Insurers, 2016 notified vide S.R.O 1045 (I)/2016 dated November 09, 2016.

Underwriting, Re-insurance and Co. Insurance Committee

Name of Member	Category
Mr. Awais Manzur Sumra	Non-Executive Director/Chairman
Divisional Head (Actuary)	Member
Divisional Head (PHS)	Member

Claim Settlement Committee:

Name of Member	Category
Mr. Liaquat Ali Memon	Non-Executive Director/Chairman
Mr. Muhammad Iqbal	Non-Executive Director/ Member
Executive Director (PHS)	Member
Divisional Head (H&A)	Member

Risk Management, Compliance and Litigation Committee:

Name of Member	Category
Mr. Anwar Mansoor Khan	Independent Director/Chairman
Mr. Sheharyar Iftikhar Khan	Independent Director/Member
Mrs. Pouruchisty Sidhwa	Independent Director/Member
Mr. Awais Manzur Sumra	Non-Executive Director/ Member
Executive Director (Legal Affairs Division)	Member

Standing Committee:

Name of Member	Category
Mr. Shoaib Javed Hassan	Chief Executive Officer/Chairman
Mr. Anwar Mansoor Khan	Independent Director/Member
Mrs. Pouruchisty Sidhwa	Independent Director/Member

IT Committee:

Name of Member	Category
Mr. Humayun Bashir	Independent Director/Chairman
Mr. Muhammad Iqbal	Non-Executive Director/ Member
Executive Director (Information Tech)	Member

17. The Board has formed the following Board Committees.

Ethics, Human Resources, Remuneration & Nomination Committee:

Name of Member	Category
Mrs. Pouruchisty Sidhwa	Independent Director/Chairperson
Mr. Humayun Bashir	Independent Director/Member
Mr. Liaquat Ali Memon	Non-Executive Director/Member
Executive Director (P&Gs)	Member

Investment Committee

Name of Member	Category
Mr. Anwar Mansoor Khan	Independent Director/ Chairman
Mr. Shoaib Javed Hussain	CEO/Member
Mr. Liaquat Ali Memon	Non-Executive Director/Member
Mr. Muhammad Iqbal	Non-Executive Director/Member
Executive Director (Investment)	Member
Executive Director (Real Estate)	Member (for Real Estate Matters)
Chief Financial Officer (CFO)	Member
Chief Investment Officer	Member
Appointed Actuary	Member

18. The Board has formed an Audit Committee. It comprises of three members, of whom two are independent directors and one are non-executive directors. The Chairman of the committee is an independent director. The composition of Audit Committee is as follows:

Name of Member	Category
Mr. Mr. Sheharyar Iftikhar Khan	Independent Director/Chairman
Mr. Humayun Bashir	Independent Director/Member
Mr. Awais Manzur Sumra	Non-Executive Director/Member

19. The terms of the references of the Committees have been formed and advised to the Committees of compliance. The frequency of meetings (Quarterly/Half yearly/yearly) of committees were as follows:

(a)	Ethics, Human Resources, Remuneration & Nomination Committee	Yearly
(b)	Investment Committee	Half Yearly
(c)	Audit Committee	Quarterly*
(d)	Underwriting, Re-insurance and Co. Insurance Committee	Yearly
(e)	Claim Settlement Committee	Yearly
(f)	Risk Management, Compliance and Litigation Committee	Yearly

Note: Management Committees are required to meet on need basis as per COCG-2016.

* The meetings of the Board committees were held as per required frequency.

20. The Board has setup an effective internal audit function and the members of internal audit functions are considered suitably qualified experienced for the purpose and are conversant with policies and procedures of the corporation and they are involved in the internal audit function on a regular basis.

21. The Chief Executive Officer, Chief Financial Officer, Compliance Officer, Head of Internal Audit, Actuary are qualified and experienced as required under the Code of Corporate Governance for Insurers, 2016. The appointed actuary of the insurer meets the condition as laid down in the said Code. Moreover, the person heading the underwriting, claim, reinsurance, risk management and grievance function/department possess qualification and experience of direct relevance to their respective functions as required under section 12 of the Insurance Ordinance, 2000.

Name of Person	Designation
Mr. Shoaib Javed Hussain	Chief Executive Officer
Mr. Muhammad Rashid	Chief Financial Officer
Dr.Arshad Hameed Iraqi	Compliance Officer
Mr. Faisal Mumtaz	Chief Actuary
Mr. Mushtaq Ahmad	Secretary Board
Mr. Muhammad Sohaib Usmani	Head of Internal audit
Dr. Syed Shahzad Haider Hamdani	Head of Underwriting
Mr. Abdul Salam	Head of Claims
Mr. Rashid Atta	Head of Re-insurance
Mr. Faisal Mumtaz	Chief Risk Officer (CRO)
Dr. Zulfiqar Laghari/Dr.Itret Malik	Head of Grievance Dept.

Note: During the year Mr. Altaf Hussain Maitlo, Compliance Officer transferred to ministry of commerce for which the casual vacancy for the position of compliance officer was filled up by Dr.Arshad Hameed Iraqi.

During the year Dr. Zulfiqar Laghari Head of Grievance Department Retired after attaining the age of 60 years dated: 11.11.2023 for which the casual vacancy for the position of Head of Grievance was filled up by Dr.Itret Malik.

22. The statutory auditors of the Corporation have been appointed from the panel of auditors approved by the Commission in terms of section 48 of the Insurance Ordinance, 2000. The statutory auditors have confirmed that they have been given a satisfactory rating under the quality control review program of the Institute of Chartered Accountant of Pakistan, that they or any of the partner of the firm, their spouses and minor children do not hold shares of the Corporation and that the firm and all its partner are in compliance with the International Federation of Accountants (IFAC) guideline on Code of the Ethics as adopted by the Institute of Chartered Accountants of Pakistan.
23. The statutory auditors or the persons associated with them have not been appointed to provide other services and the auditors have confirmed that they have observed IFAC guidelines in this regard.
24. The appointed actuary of Corporation has confirmed that neither he nor his spouse and minor children hold shares of the Corporation.
25. The Board ensures that the Appointed Actuary complies with the requirements set out for him in the Code of Corporate Governance for Insurers, 2016.

26. The draft Investment Policy was deliberated in the Board Investment Committee (BIC) on 19th October 2023. The BIC recommended some amendments to be incorporated in the draft Investment Policy, before presenting it to BoD.
27. The Board ensures that the risk management system of the insurer is in place as per the requirements of the Code of Corporate Governance for Insurers, 2016.
28. The Corporation has set up a risk management function, which carries out its tasks as covered under the Code of Corporate Governance for Insurer, 2016.
29. The Board ensures that as a part of risk management system, the insurer gets itself rated from Pakistan Credit Rating Agency (PACRA) which is being used by the respective committees as a risk monitoring tool. The rating assigned by the said rating agency at 18th July, 2023 is AAA with stable outlook.
30. The Board has set up a Grievance Department. The grievance policy approved by the board.
31. The Corporation has not obtained exemption from the Securities and Exchange Commission of Pakistan in respect of any requirement of the Code of Corporate Governance for Insurers, 2016.
32. We confirm that all other material principles contained in the Code of Corporate Governance for Insurer, 2016 have been complied except the following.
 - CFO could not attend the 298th meeting of the Board held on 24th July, 2023 due to his engagement with official tax lawyer.

For and On behalf of the Board of Directors



Shoaib Javed Hussain
C.E.O

CNIC: 42301-0834083-1
Date: 30th April 2024

Independent Auditor's **Report**

TO THE MEMBERS OF STATE LIFE INSURANCE CORPORATION OF PAKISTAN

REVIEW REPORT ON STATEMENT OF COMPLIANCE CONTAINED IN CODE OF CORPORATE GOVERNANCE FOR INSURERS, 2016

We have reviewed the enclosed Statement of Compliance with the best practices contained in the Code of Corporate Governance for Insurers, 2016 (the Code) prepared by the Board of Directors (the Board) of State Life Insurance Corporation of Pakistan (the Corporation) for the year ended December 31, 2023 in accordance with the requirements of the Code.

The responsibility for compliance with the Code is that of the Board of the Corporation. Our responsibility is to review, to the extent where such compliance can be objectively verified, whether the Statement of Compliance reflects the status of the Corporation's compliance with the provisions of the Code and report if it does not and to highlight any non-compliance with the requirements of the Code. A review is limited primarily to inquiries of the Corporation's personnel and review of various documents prepared by the Corporation to comply with the Code.

As a part of our audit of the financial statements, we are required to obtain an understanding of the accounting and internal control systems sufficient to plan the audit and develop an effective audit approach. We are not required to consider whether the Board of Directors' statement on internal control covers all risks and controls or to form an opinion on the effectiveness of such internal controls, the Corporation's corporate governance procedures and risks.

The Code requires the Corporation to place before the Audit Committee, and upon recommendation of the Audit Committee, place before the Board for their review and approval its related party transactions distinguishing between transactions carried out on terms equivalent to those that prevail in arm's length transactions and transactions which are not executed at arm's length price and recording proper justification for using such alternate pricing mechanism. We are only required and have ensured compliance of this requirement to the extent of the approval of the related party transactions by the board upon recommendation of the Audit Committee. We have not carried out any procedures to determine whether the related party transactions were undertaken at arm's length price or not.

Based on our review, nothing has come to our attention, which causes us to believe that the Statement of Compliance does not appropriately reflect the Corporation's compliance, in all material respects, with the best practices contained in the Code as applicable to the Corporation for the year ended December 31, 2023.

Further, we highlight below instances of non-compliance with the requirements of the Code as reflected in the following paragraphs where these are stated in the Statement of Compliance:

Paragraph Reference	Description
Paragraph 26	The updated investment policy is under the process of board committee's approval as currently it is being reviewed/updated by the management after having been evaluated by independent advisors.
Paragraph 4	During the year three causal vacancies occurred on the board. However, two vacancies were not filled within specified time period of ninety days.
Paragraph 32	The Chief Financial Officer and the Company Secretary of an insurer shall attend meetings of the Board of Directors. However, during the year CFO's absence was observed in the meeting no. 298.



Riaz Ahmad & Company
Chartered Accountants

Name of the engagement partner:
Junaid Ashraf

Karachi
Dated: April 30, 2024
UDIN: CR202310045gdmq5Kc26



BDO Ebrahim & Co
Chartered Accountants

Name of the engagement partner:
Tariq Feroz

Karachi
Dated: April 30, 2024
UDIN: CR202310166TjrpCFOLZ

“

Enabling
*The **Future***





Profile of **Shariah Advisor**

Shariah Advisor State Life Insurance Corporation of Pakistan– Window Takaful Operations

Mufti Muhammad Hassaan Kaleem sb. has completed his Dars-e-Nizami (8 years Alim course) + Takhassus (3 year Mufti course) from Jamia Darul Uloom Karachi. He is a renowned figure in the field of Shari'ah, particularly in Islamic Finance. He is currently acting as a member of Shari'ah Board and Country Head of Shari'ah in Dubai Islamic Bank Pakistan Limited. He holds vast experience in matters of Shari'ah teachings and advisory as he has been teaching various courses in Islamic Studies and Arabic at Jamia Dar-ul-Uloom, Karachi for the last 17 years.

Contributions in the field of Takaful industry:

He has the distinction of being one of the earliest proponents of Wakala-Waqf model in the Takaful industry of Pakistan, under the guidance of Mufti Muhammad Taqi Usmani shb. Being one of the pioneer members of this industry, he has been instrumental in the growth of Takaful not only in Pakistan but across the globe.

Related affiliations:

- Ex-Chairman, Shari'ah Board of Securities & Exchange Commission of Pakistan (SECP)
- Shari'ah Board Member of Pak Kuwait Takaful Company Ltd, Pakistan
- Shari'ah Board Member of Pak Qatar Family Takaful Ltd, Pakistan
- Shari'ah Board Member of Hanover Re Takaful Bahrain
- Shari'ah Board Member of Takaful Emirate UAE
- Shari'ah Consultant for Deloitte (Global Islamic Finance Team)

Moreover, he is also affiliated with:

- Shari'ah Board Member of Amana Bank Limited, Sri Lanka
- Shari'ah Council Member of Al-Ameen UBL Funds
- Shari'ah Advisor of Pakistan Mercantile Exchange
- Permanent faculty member of Center for Islamic Economics Karachi
- Trainer of Shari'ah standards at Accounting and Auditing Organization for Islamic Financial Institutions (AAOIFI) Bahrain
- Visiting faculty member of National Institute of Banking and Finance (State Bank of Pakistan)

He is also a frequent speaker/trainer on the concept and issues related to Islamic banking and finance, world-wide.

Shariah Advisor's Report to the **Board of Directors**

For the year ended December 31, 2023

I have reviewed the accompanying financial statements, Takaful products including all related documents, as well as, the Participant Takaful Fund Policy, Investment Policy, Re-Takaful arrangements and the related transactions of State Life Insurance Corporation - Window Takaful Operations (hereafter referred to as "Takaful Operator") for the year ended 31st December 2023.

I acknowledge that as Shariah Advisor of State Life Insurance Corporation - Window Takaful Operations, it is my responsibility to approve the above mentioned documents and ensure that the financial arrangements, Re-Takaful arrangements, contracts and transactions entered into by the Takaful Operator with its participants and stakeholders are in compliance with the requirements of Shariah rules and principles.

It is the responsibility of the Takaful Operator to ensure that the rules, principles and guidelines set by the Shariah Advisor and Takaful Rules 2012 are complied with, and that all investments done, products and services being offered are duly approved by the Shariah Advisor.

The primary objective of Shariah Advisor's report is to inform about the Takaful Operator's compliance with Shariah Guidelines, including the transactions undertaken by the Takaful Operator during the year ended 31st December 2023 and to express his opinion on the transactions and operational aspects of Window Takaful Operations.

Progress of the Year:

During the year under review;

State Life - Window Takaful Operations has achieved significant successes, details of which are as follow:

1. Alhamdulillah, State Life - Window Takaful Operations has also commenced Bancatakaful Operations in the year 2023.
2. Under the guidance of the undersigned, State Life - Window Takaful Operations has developed & launched different Family Takaful Products, focusing on savings and investment-based plans.
3. The existing agency distribution channel and Bancatakaful of State Life have performed well and underwritten significant business in Takaful.

Shariah Certification:

In my opinion and to the best of my understanding based on the provided information and explanations:

- i. transactions undertaken by the Takaful Operator for the period ended 31st December 2023 were in accordance with the guidelines issued by Shariah Advisor, as well as the requirements of Takaful Rules 2012;
- ii. the investments have been made from the Participant Takaful Fund (PTF), Participant Investment Fund (PIF) and Operator's Fund, into Shariah Compliant avenues only, including Islamic Banks and Sukuks with prior Shariah approval. Further all bank accounts related to Window Takaful Operations have been opened in Islamic Banking Institutions (IBIs) or Islamic Branches/Windows of conventional banks with prior Shariah approval;
- iii. segregation of Window Takaful Operations is the essential part of valid Takaful contracts. I am pleased to state that State Life - Window Takaful Operations has realized its criticality and Alhamdulillah, all the Takaful Funds, Investments, Bank Accounts, Systems and other related issues are kept completely separate from its conventional insurance business, as per requirement of Shariah and Takaful Rules 2012.
- iv. the transactions and activities of State Life Insurance Corporation - Window Takaful Operations are in accordance with the Shariah principles, while considering the accompanying financial statements of the Participants' Takaful Fund (Waqf Fund), Participants' Investment Fund, and the Operator's Sub Fund (OSF).

While concluding; I state that the Shariah principles were followed in every aspect of practical implementation of State Life - Window Takaful Operations during the year. I am grateful to the Board of Directors of State Life, Management and all relevant departments who cooperated with the Shariah Compliance function and provided every possible support to ensure Shariah Compliance in our Takaful practices.



Mufti Muhammad Hassan Kaleem
Shariah Advisor

Management's Statement of Compliance with the **Shariah Principles**

The financial arrangements, contracts, and transactions entered into by State Life Insurance Corporation Window Takaful Operations for the year ended December 31, 2023 are in compliance with the Takaful Rules, 2012.

Further, we confirm that:

- i. The Corporation has developed and implemented all policies and procedures in accordance with the Takaful Rules, 2012 and rulings of the Shariah Advisor along with a comprehensive mechanism to ensure compliance with such rulings and Takaful Rules, 2012 in their overall operations with zero tolerance.
- ii. The governance arrangements including the reporting of events and status to those charged with relevant responsibilities, such as the Audit Committee/ Shariah Advisor and the Board of Directors have been implemented.
- iii. The Corporation has imparted trainings / orientations and ensured availability of all manuals/agreements approved by Shariah Advisor/ Board of Directors to maintain the adequate level of awareness, capacity and sensitization of the staff, management.
- iv. All the products and policies have been approved by Shariah Advisor and the financial arrangements including investments made, policies, contracts and transactions, entered into by Window Takaful Operations are in accordance with the polices approved by Shariah Advisor.
- v. The assets and liabilities of Window Takaful Operations (Participant Takaful Fund and Operator's Sub Fund) are segregated from its other assets and liabilities, at all times in accordance with the provisions of the Takaful Rules, 2012.

This has been duly confirmed by the Shariah Advisor of the Corporation.



Shoab Javed Hussain
Chief Executive Officer
State Life Insurance Corporation of Pakistan

GOLDEN ENDOWMENT

- **Plan Type**
Conventional Endowment with surplus participation of 97.5%
- **Coverage term**
20 years
- **Min/Max age at entry**
20 to 55 years
- **Premium paying term**
7 years (only annual mode applicable)

Pakistan's Largest Life Insurer

Only AAA rated insurer in Pakistan with a sovereign guarantee
Highest policyholder bonus distribution at 97.5% of surplus
More than 15,000 offices across Pakistan serving policyholders
Flexible group & individual conventional & Takaful life insurance plans
Bancassurance plans available through 7 major banks

Pakistan's Largest Health Insurer

1000+ empanelled hospitals across Pakistan
Providing Sehat Sahulat services across more than 130+ districts in Pakistan
Health app
Flexible group and individual health insurance plans
Now buy policy online at www.digital.statelife.com.pk

Operating and Financial Highlights

Financial Position

Balance Sheet

Rupees in Million

	2023	2022	2021 Restated	2020	2019	2018	2017 Restated
ASSETS							
Cash and Banks	82,227	48,345	101,002	56,185	91,860	33,298	38,452
Loans secured against life insurance policies	159,781	171,823	151,464	129,181	111,874	93,313	76,675
Loans to employee and field force	1,519	1,023	1,001	1,009	1,035	985	898
Investment properties	3,467	3,573	3,619	3,638	3,375	3,657	3,185
Investment in securities	1,386,875	1,229,728	1,011,953	927,273	777,884	738,587	658,731
Current assets and others	295,418	147,063	96,192	85,246	71,888	59,977	51,084
Fixed assets	1,397	1,034	881	851	920	414	437
Total assets	1,930,684	1,602,589	1,366,112	1,203,383	1,058,836	930,231	829,462
EQUITY AND LIABILITIES							
Issued, subscribed and paid up capital	8,000	6,200	4,900	4,600	4,300	3,500	3,000
Reserve and surplus	3,532	3,022	1,859	1,765	642	1,121	377
Policy holders liability	1,652,947	1,430,742	1,265,619	1,128,152	996,401	873,812	780,213
Employees Retirement Benefit	7,104	6,114	6,245	2,096	4,722	6,368	3,909
Deferred capital grant	6	27	16	37	45	14	22
Creditors and accruals	259,095	156,484	87,473	66,733	52,726	45,416	41,941
Total equity and liability	1,930,684	1,602,589	1,366,112	1,203,383	1,058,836	930,231	829,462
OPERATING AND FINANCIAL TRENDS							
Profit and Loss (Shareholder)							
Net Investment Income	570	490	445	428	356	311	314
Surplus appropriated	7,485	2,839	2,339	2,138	1,878	1,738	1,580
Profit before Tax	8,055	3,329	2,784	2,566	2,234	2,049	1,894
Taxation	3,345	1,216	829	746	649	636	624
Profit After Tax	4,710	2,113	1,955	1,820	1,585	1,413	1,270
Comprehensive Income							
Premium net of Reinsurance	267,844	243,211	161,789	119,035	112,572	114,914	100,761
Net Investment Income	257,852	140,059	109,469	105,598	95,802	70,277	51,016
Total Inflow	525,696	383,270	271,258	224,633	208,374	185,191	151,777
Total Outflow	295,827	212,749	131,106	89,667	84,102	88,441	75,890
Increase Policyholders liability	205,389	149,856	130,887	129,040	121,476	94,075	73,631
Surplus before Tax	24,480	20,665	9,265	5,926	2,796	2,675	2,256
Taxation	9,760	6,936	2,708	1,720	812	883	710
Profit After Tax	14,720	13,729	6,557	4,206	1,984	1,792	1,546
Surplus transfer to P&L	7,485	2,839	2,339	2,138	1,878	1,738	1,580
Cash Flows							
Operating activities	46,910	56,968	28,696	30,895	12,636	21,068	19,025
Investing activities	76,525	(103,442)	19,720	(64,719)	41,271	(25,566)	(15,747)
Financing activities	(2,000)	(1,720)	(1,461)	(1,047)	(714)	(1,270)	(1,091)
Cash and cash equivalents at the end of the year	72,318	44,702	92,895	45,939	80,810	27,617	33,385

Financial Ratios

	2023	2022	2021 Restated	2020	2019	2018	2017 Restated
Profitability							
Profit before tax / Gross Premium	9.10%	8.46%	5.70%	4.96%	2.48%	2.32%	2.23%
Profit before tax / Net Premium	9.14%	8.50%	5.73%	4.98%	2.48%	2.33%	2.24%
Profit after tax / Gross Premium	5.47%	5.62%	4.04%	3.52%	1.76%	1.56%	1.53%
Profit after tax / Net Premium	5.50%	5.64%	4.05%	3.53%	1.76%	1.56%	1.53%
Net Claims / Net Premium (IL)	94.93%	61.55%	54.17%	51.75%	48.38%	41.20%	39.44%
Net Claims / Net Premium (GL)	89.45%	84.46%	76.54%	77.51%	78.40%	98.17%	100.01%
Net Commission / Net Premium (IL)	15.37%	12.68%	12.75%	11.06%	12.46%	18.53%	20.20%
Net Commission / Net Premium (GL)	0.02%	0.02%	0.01%	0.04%	0.07%	0.05%	0.08%
Area Managers Costs / Net Premium	3.18%	2.82%	2.83%	2.81%	2.20%	2.65%	2.09%
Total Acquisition Cost / Net Premium	20.43%	17.26%	17.34%	15.50%	15.87%	22.75%	23.23%
Administration Expenses / Net Premium	7.02%	6.06%	8.08%	7.04%	9.37%	10.04%	9.46%
Return to Shareholders							
Return on Equity (ROE) Net income / Avg Equity	43.59%	64.13%	51.00%	48.19%	30.46%	31.91%	30.16%
Earnings / (Loss per Share) - Pre Tax	305.99	258.30	200.29	137.78	72.74	84.48	75.20
Earnings / (Loss per Share) - After Tax	184.00	171.60	141.75	97.78	51.61	56.60	42.33
Return on Assets (Net Income)/Avg total Assets	0.83%	0.92%	0.62%	0.37%	0.20%	0.20%	0.20%
Paid up Capital / Total Assets	0.41%	0.39%	0.36%	0.38%	0.41%	0.38%	0.36%
Market Value							
Face Value per Share	100	100	100	100	100	100	100
Break up Value per Share	501.65	442.14	314.38	224.10	166.26	167.95	178.54
Cash Dividend per Share	31.25	32.26	35.11	31.75	24.35	20.39	40.47
Dividend Yield - (DPS/100*100)	31.25%	32.26%	35.11%	31.75%	24.35%	20.39%	40.47%
Dividend Pay out	16.98%	18.80%	24.77%	32.47%	47.17%	36.02%	95.60%

Vertical Analysis

Balance Sheet

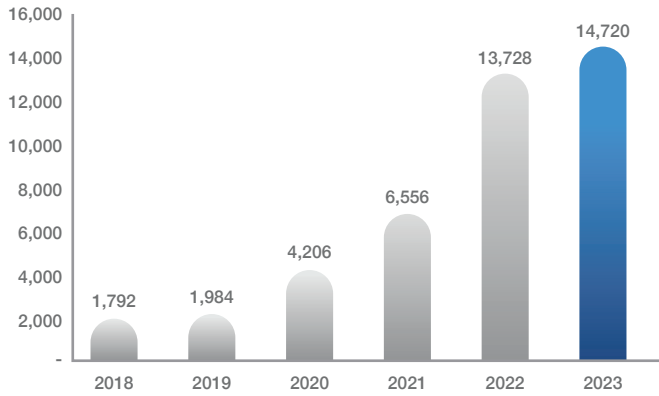
	2023		2022		2021		2020		2019		2018		2017	
	Rs in million	%	Rs in million	%	Rs in million Restated	%	Rs in million	%	Rs in million	%	Rs in million	%	Rs in million Restated	%
ASSETS														
Cash and Banks	82,227	4.26%	48,345	3.02%	101,002	7.39%	56,185	4.67%	91,860	8.68%	33,298	3.58%	38,452	4.64%
Loans secured against life insurance policies	159,781	8.28%	171,823	10.72%	151,464	11.09%	129,181	10.73%	111,874	10.57%	93,313	10.03%	76,675	9.24%
Loans to employee and field force	1,519	0.08%	1,023	0.06%	1,001	0.07%	1,009	0.08%	1,035	0.10%	985	0.11%	898	0.11%
Investment properties	3,467	0.18%	3,573	0.22%	3,619	0.26%	3,638	0.30%	3,375	0.32%	3,657	0.39%	3,185	0.38%
Investment in securities	1,386,875	71.83%	1,229,728	76.73%	1,011,953	74.08%	927,273	77.06%	777,884	73.47%	738,587	79.40%	658,731	79.42%
Current assets and others	295,418	15.30%	147,063	9.18%	96,192	7.04%	85,246	7.08%	71,888	6.79%	59,977	6.45%	51,084	6.16%
Fixed assets	1,397	0.07%	1,034	0.06%	881	0.06%	851	0.07%	920	0.09%	414	0.04%	437	0.05%
Total assets	1,930,684	100%	1,602,589	100%	1,366,112	100%	1,203,383	100%	1,058,836	100%	930,231	100%	829,462	100%
EQUITY AND LIABILITIES														
Issued, subscribed and paid up capital	8,000	0.41%	6,200	0.39%	4,900	0.36%	4,600	0.38%	4,300	0.41%	3,500	0.38%	3,000	0.36%
Reserve and surplus	3,532	0.18%	3,022	0.19%	1,859	0.14%	1,765	0.15%	642	0.06%	1,121	0.12%	377	0.05%
Policy holders liability	1,652,947	85.61%	1,430,742	89.28%	1,265,619	92.64%	1,128,152	93.75%	996,401	94.10%	873,812	93.93%	780,213	94.06%
Employees retirement benefit	7,104	0.37%	6,114	0.38%	6,245	0.46%	2,096	0.17%	4,722	0.45%	6,368	0.68%	3,909	0.47%
Deferred capital grant	6	0.00%	27	0.002%	16	0.00%	37	0.00%	45	0.00%	14	0.00%	22	0.00%
Creditors and accruals	259,095	13.42%	156,484	9.76%	87,473	6.40%	66,733	5.55%	52,726	4.98%	45,416	4.88%	41,941	5.06%
Total equity and liability	1,930,684	100%	1,602,589	100%	1,366,112	100%	1,203,383	100%	1,058,836	100%	930,231	100%	829,462	100%
OPERATING AND FINANCIAL TRENDS														
Profit and Loss (Shareholder)														
Net Investment Income	570	7%	490	15%	445	16%	428	17%	356	16%	311	15%	314	17%
Surplus appropriated	7,485	93%	2,839	85%	2,339	84%	2,138	83%	1,878	84%	1,738	85%	1,580	83%
Profit before Tax	8,055	100%	3,329	100%	2,784	100%	2,566	100%	2,234	100%	2,049	100%	1,894	100%
Taxation	3,345	42%	1,216	37%	829	30%	746	29%	649	29%	636	31%	624	33%
Profit After Tax	4,710	58%	2,113	63%	1,955	70%	1,820	71%	1,585	71%	1,413	69%	1,270	67%
Comprehensive Income														
Premium net of Reinsurance	267,844	51%	243,211	63%	161,789	60%	119,035	53%	112,572	54%	114,914	62%	100,761	66%
Net Investment Income	257,852	49%	140,059	37%	109,469	40%	105,598	47%	95,802	46%	70,277	38%	51,016	34%
Total Inflow	525,696	100%	383,270	100%	271,258	100%	224,633	100%	208,374	100%	185,191	100%	151,777	100%
Total Outflow	295,827	56%	212,749	56%	131,106	48%	89,667	40%	84,102	40%	88,441	48%	75,890	50%
Increase Policyholders liability	205,389	39%	149,856	39%	130,887	48%	129,040	57%	121,476	58%	94,075	51%	73,631	49%
Taxation	9,760	2%	6,936	2%	2,708	1%	1,720	1%	812	0%	883	0%	710	0%
Profit After Tax	14,720	3%	13,729	4%	6,557	2%	4,206	2%	1,984	1%	1,792	1%	1,546	1%

Horizontal Analysis

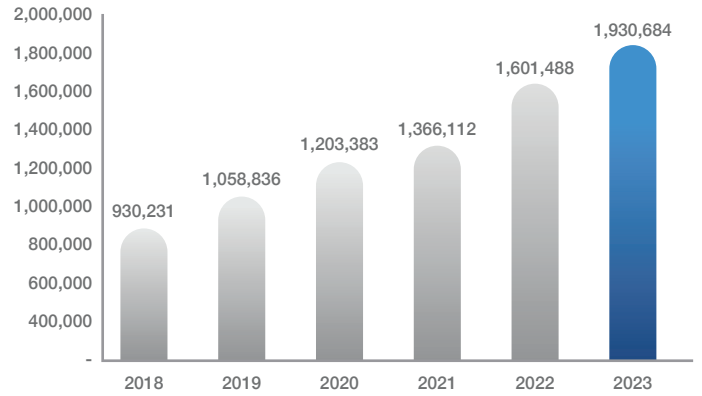
Balance Sheet

	Rs in million							% Increase / Decrease over preceding year							
	2023	2022	2021	2020	2019	2018	2017	2023	2022	2021	2020	2019	2018	2017	
		Restated					Restated			Restated				Restated	
Profitability															
Cash and Banks	82,227	48,345	101,002	56,185	91,860	33,298	38,452	70%	-52%	80%	-39%	176%	-13%	23%	
Loans secured against life insurance policies	159,781	171,823	151,464	129,181	111,874	93,313	76,675	-7%	13%	17%	15%	20%	22%	22%	
Loans to employee and field force	1,519	1,023	1,001	1,009	1,035	985	898	48%	2%	-1%	-3%	5%	10%	12%	
Investment properties	3,467	3,573	3,619	3,638	3,375	3,657	3,185	-3%	-1%	-1%	8%	-8%	15%	7%	
Investment in securities	1,386,875	1,229,728	1,011,953	927,273	777,884	738,587	658,731	13%	22%	9%	19%	5%	12%	28%	
Current assets and others	295,418	147,063	96,192	85,246	71,888	59,977	51,084	101%	53%	13%	19%	20%	17%	9%	
Fixed assets	1,397	1,034	881	851	920	414	437	35%	17%	4%	-8%	122%	-5%	7%	
Total assets	1,930,684	1,602,589	1,366,112	1,203,383	1,058,836	930,231	829,462								
EQUITY AND LIABILITIES															
Issued, subscribed and paid up capital	8,000	6,200	4,900	4,600	4,300	3,500	3,000	29%	27%	7%	7%	23%	17%	0%	
Reserve and surplus	3,532	3,022	1,859	1,765	642	1,121	377	17%	63%	5%	175%	-43%	197%	-60%	
Policy holders liability	1,652,947	1,430,742	1,265,619	1,128,152	996,401	873,812	780,213	16%	13%	12%	13%	14%	12%	27%	
Employees retirement benefit	7,104	6,114	6,245	2,096	4,722	6,368	3,909	16%	-2%	198%	-56%	-26%	63%	15%	
Deferred capital grant	6	27	16	37	45	14	22	-78%	69%	-57%	-18%	221%	-36%	-19%	
Creditors and accruals	259,095	156,484	87,473	66,733	52,726	45,416	41,941	66%	79%	31%	27%	16%	8%	10%	
Total equity and liability	1,930,684	1,602,589	1,366,112	1,203,383	1,058,836	930,231	829,462								
OPERATING AND FINANCIAL TRENDS															
Profit and Loss (Shareholder)															
Net Investment Income	570	490	445	428	356	311	314	16%	10%	4%	20%	14%	-1%	1%	
Surplus appropriated	7,485	2,839	2,339	2,138	1,878	1,738	1,580	164%	21%	9%	14%	8%	10%	4%	
Profit before Tax	8,055	3,329	2,784	2,566	2,234	2,049	1,894	142%	20%	8%	15%	9%	8%	3%	
Taxation	3,345	1,216	829	746	649	636	624	175%	47%	11%	15%	2%	2%	1%	
Profit After Tax	4,710	2,113	1,955	1,820	1,585	1,413	1,270	123%	8%	7%	15%	12%	11%	5%	
Comprehensive Income															
Premium net of Reinsurance	267,844	243,211	161,789	119,035	112,572	114,914	100,761	10%	50%	36%	6%	-2%	14%	12%	
Net Investment Income	257,852	140,059	109,469	105,598	95,802	70,277	51,016	84%	28%	4%	10%	36%	38%	-21%	
Total Inflow	525,696	383,270	271,258	224,633	208,374	185,191	151,777	37%	41%	21%	8%	13%	22%	-3%	
Total Outflow	295,827	212,749	131,106	89,667	84,102	88,441	75,890	39%	62%	46%	7%	-5%	17%	6%	
Increase Policyholders liability	205,389	149,856	130,887	129,040	121,476	94,075	73,631	37%	14%	1%	6%	29%	28%	-11%	
Taxation	9,760	6,936	2,708	1,720	812	883	710	41%	156%	57%	112%	-8%	24%	15%	
Profit after tax	14,720	13,729	6,557	4,206	1,984	1,792	1,546	7%	109%	56%	112%	11%	16%	28%	

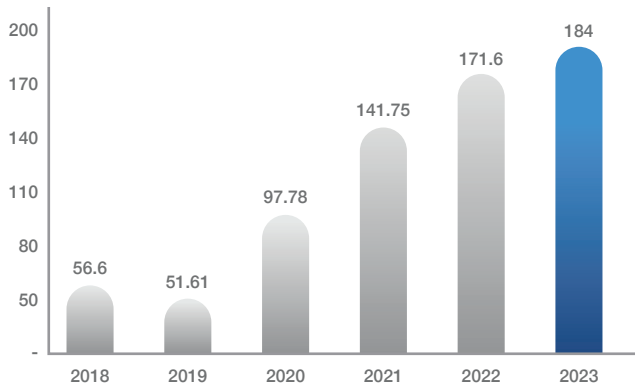
PROFIT AFTER TAX (RS. IN MILLION)



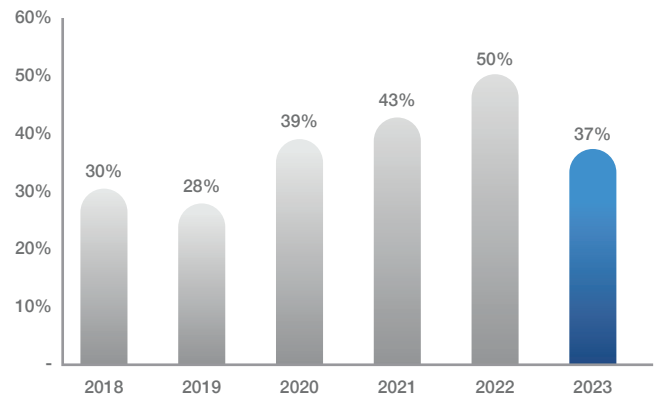
TOTAL ASSETS (RS. IN MILLION)



EARNING PER SHARE

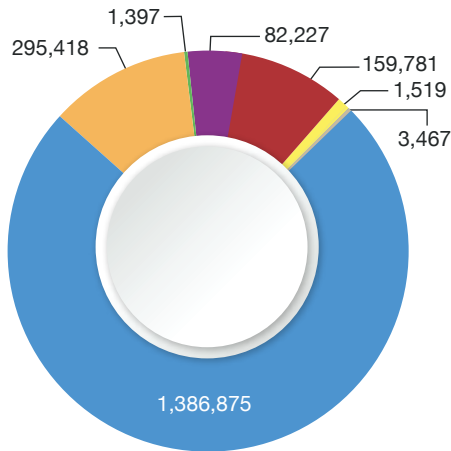


RETURN ON EQUITY %



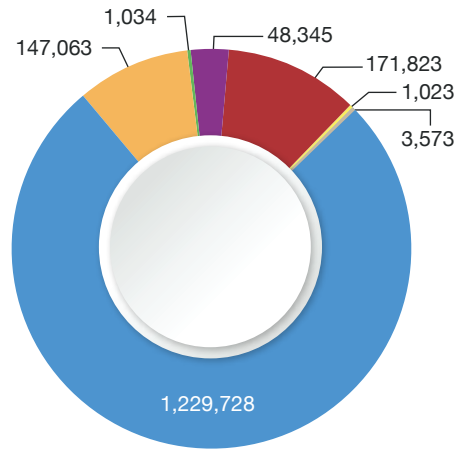
Balance Sheet Composition

ASSETS - 2023
(Rupees in Millions)



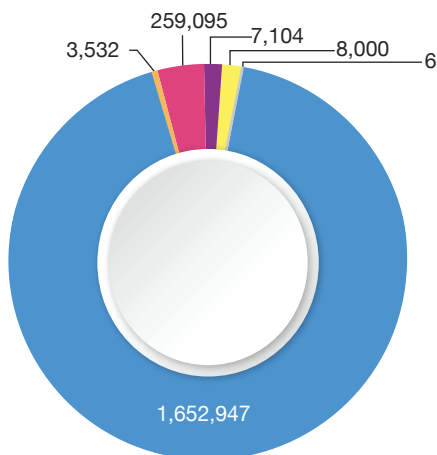
- Investment in securities
- Current assets and others
- Loans to employee and field force
- Cash and Banks
- Loans secured against life insurance policies
- Fixed assets
- Investment properties

ASSETS - 2022
(Rupees in Millions)



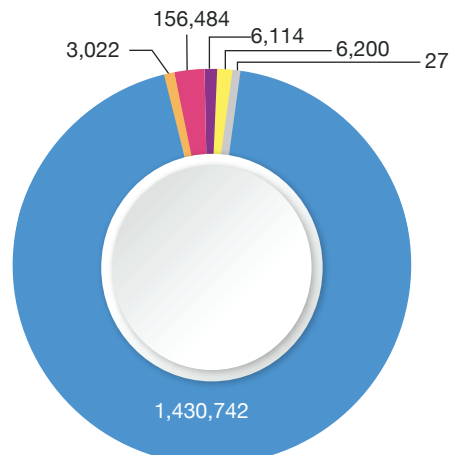
- Investment in securities
- Current assets and others
- Loans to employee and field force
- Cash and Banks
- Loans secured against life insurance policies
- Fixed assets
- Investment properties

EQUITY AND LIABILITIES - 2023
(Rupees in Millions)



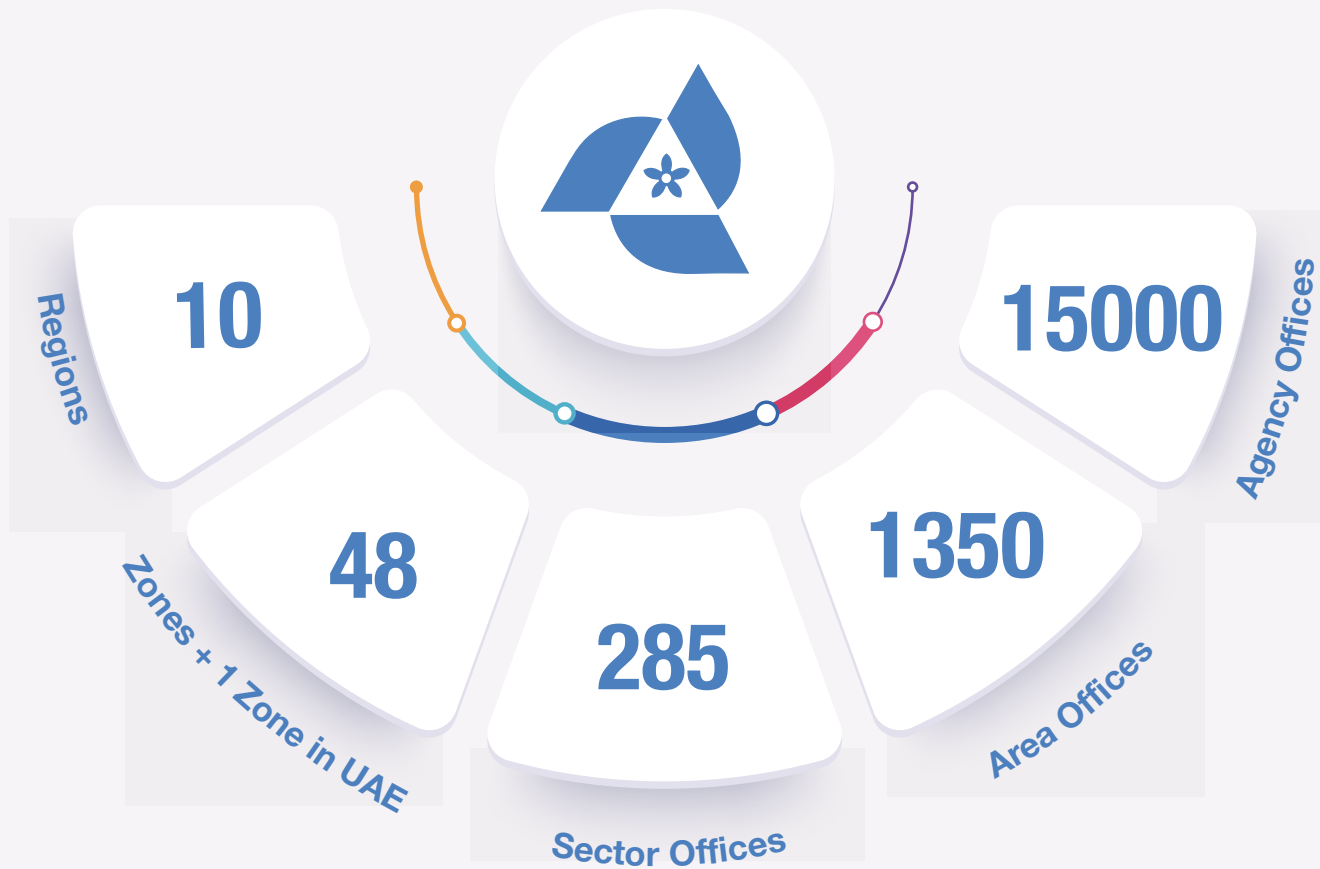
- Policy holders liability
- Reserve and surplus
- Deferred capital grant
- Other creditors and accruals
- Employees retirement benefit
- Issued, subscribed and paid up capital

EQUITY AND LIABILITIES - 2022
(Rupees in Millions)



- Policy holders liability
- Reserve and surplus
- Deferred capital grant
- Other creditors and accruals
- Employees retirement benefit
- Issued, subscribed and paid up capital

Our Network



Scan to find our offices across Pakistan

“

Financial Statements
UNCONSOLIDATED



Independent **Auditors' Report**

To the members of State Life Insurance Corporation of Pakistan

Report on the Audit of the Unconsolidated Financial Statements

Opinion

We have audited the annexed unconsolidated financial statements of State Life Insurance Corporation of Pakistan (the Corporation), which comprise the unconsolidated statement of financial position as at December 31, 2023, and the unconsolidated statement of comprehensive income, the unconsolidated statement of changes in equity and the unconsolidated cash flow statement for the year then ended, and notes to the unconsolidated financial statements, comprising material accounting policy information and other explanatory information and we state that we have obtained all the information and explanations which, to the best of our knowledge and belief, were necessary for the purposes of the audit.

In our opinion and to the best of our information and according to the explanations given to us, the unconsolidated statement of financial position, the unconsolidated statement of comprehensive income, the unconsolidated statement of changes in equity and unconsolidated statement of cash flows together with the notes forming part thereof conform with the accounting and reporting standards as applicable in Pakistan and give the information required by the Insurance Ordinance, 2000 and the Companies Act, 2017 (XIX of 2017), in the manner so required and respectively give a true and fair view of the state of the Corporation's affairs as at December 31, 2023 and of the profit, total comprehensive income, the changes in equity and its cash flows for the year then ended.

Basis for Opinion

We conducted our audit in accordance with International Standards on Auditing (ISAs) as applicable in Pakistan. Our responsibilities under those standards are further described in the Auditor's Responsibilities for the Audit of the Financial Statements section of our report. We are independent of the Corporation in accordance with the International Ethics Standards Board for Accountants' Code of Ethics for Professional Accountants as adopted by the Institute of Chartered Accountants of Pakistan (the Code) and we have fulfilled our other ethical responsibilities in accordance with the Code. We believe that the audit evidence we have obtained is sufficient and appropriate to provide a basis for our opinion.

Emphasis of Matter

We draw attention to the note 23.1.12 to the unconsolidated financial statements that describes the chargeability of sales tax on premium by provincial revenue authorities.

Our opinion is not modified in respect of the above matter.

Information Other than the Unconsolidated Financial Statements and Auditor's Report Thereon

Management is responsible for the other information. The other information comprises the information included in the annual report, but does not include the financial statements of the Corporation and our auditor's report thereon.

Our opinion on the unconsolidated financial statements does not cover the other information and we do not express any form of assurance conclusion thereon.

In connection with our audit of the unconsolidated financial statements, our responsibility is to read the other information and, in doing so, consider whether the other information is materially inconsistent with the unconsolidated financial statements or our knowledge obtained in the audit or otherwise appears to be materially misstated.

If, based on the work we have performed, we conclude that there is a material misstatement of this other information; we are required to report that fact. We have nothing to report in this regard.

Responsibilities of Management and Board of Directors for the Unconsolidated Financial Statements

Management is responsible for the preparation and fair presentation of the unconsolidated financial statements in accordance with the accounting and reporting standards as applicable in Pakistan and the requirements of Insurance Ordinance, 2000 and Companies Act, 2017 (XIX of 2017) and for such internal control as management determines is

necessary to enable the preparation of unconsolidated financial statements that are free from material misstatement, whether due to fraud or error.

In preparing the unconsolidated financial statements, management is responsible for assessing the Corporation's ability to continue as a going concern, disclosing, as applicable, matters related to going concern and using the going concern basis of accounting unless management either intends to liquidate the Corporation or to cease operations, or has no realistic alternative but to do so.

Board of directors are responsible for overseeing the Corporation's financial reporting process.

Auditor's Responsibilities for the Audit of the Unconsolidated Financial Statements

Our objectives are to obtain reasonable assurance about whether the Unconsolidated financial statements as a whole are free from material misstatement, whether due to fraud or error, and to issue an auditor's report that includes our opinion. Reasonable assurance is a high level of assurance, but is not a guarantee that an audit conducted in accordance with ISAs as applicable in Pakistan will always detect a material misstatement when it exists. Misstatements can arise from fraud or error and are considered material if, individually or in the aggregate, they could reasonably be expected to influence the economic decisions of users taken on the basis of these Unconsolidated financial statements.

As part of an audit in accordance with ISAs as applicable in Pakistan, we exercise professional judgment and maintain professional skepticism throughout the audit. We also:

- Identify and assess the risks of material misstatement of the Unconsolidated financial statements, whether due to fraud or error, design and perform audit procedures responsive to those risks, and obtain audit evidence that is sufficient and appropriate to provide a basis for our opinion. The risk of not detecting a material misstatement resulting from fraud is higher than for one resulting from error, as fraud may involve collusion, forgery, intentional omissions, misrepresentations, or the override of internal control.
- Obtain an understanding of internal control relevant to the audit in order to design audit procedures that are appropriate in the circumstances, but not for the purpose of expressing an opinion on the effectiveness of the Corporation's internal control.
- Evaluate the appropriateness of accounting policies used and the reasonableness of accounting estimates and related disclosures made by management.
- Conclude on the appropriateness of management's use of the going concern basis of accounting and, based on the audit evidence obtained, whether a material uncertainty exists related to events or conditions that may cast significant doubt on the Corporation's ability to continue as a going concern. If we conclude that a material uncertainty exists, we are required to draw attention in our auditor's report to the related disclosures in the Unconsolidated financial statements or, if such disclosures are inadequate, to modify our opinion. Our conclusions are based on the audit evidence obtained up to the date of our auditor's report. However, future events or conditions may cause the Corporation to cease to continue as a going concern.
- Evaluate the overall presentation, structure and content of the Unconsolidated financial statements, including the disclosures, and whether the Unconsolidated financial statements represent the underlying transactions and events in a manner that achieves fair presentation.

We communicate with the board of directors regarding, among other matters, the planned scope and timing of the audit and significant audit findings, including any significant deficiencies in internal control that we identify during our audit.

Report on Other Legal and Regulatory Requirements

Based on our audit, we further report that in our opinion:

- a) proper books of account have been kept by the Corporation as required by the Insurance Ordinance, 2000 and Companies Act, 2017 (XIX of 2017).
- b) the unconsolidated statement of financial position, the unconsolidated statement of comprehensive income, the unconsolidated statement of changes in equity and the unconsolidated statement of cash flows together with the notes thereon have been drawn up in conformity with the Insurance Ordinance, 2000 and Companies Act, 2017 (XIX of 2017) and are in agreement with the books of account;

- c) the apportionment of assets, liabilities, revenue and expenses between two or more funds has been performed in accordance with the advice of the appointed actuary;
- d) investments made, expenditure incurred and guarantees extended during the year were for the purpose of the Corporation's business; and
- e) zakat deductible at source under the Zakat and Ushr Ordinance, 1980 (XVIII of 1980), was deducted by the Corporation and deposited in the Central Zakat Fund established under section 7 of that Ordinance.

Other Matter


The annual financial statements of the Corporation for the preceding year December 31, 2022 were audited by Grant Thornton Anjum Rahman and BDO Ebrahim & Co, whose audit report date June 22, 2023 expressed an unmodified opinion.

The engagement partners on the audit resulting in this independent auditor's report are Junaid Ashraf and Tariq Feroz Khan on behalf of Riaz Ahmad and Company and BDO Ebrahim & Co., respectively.



Riaz Ahmad & Company
Chartered Accountants

Karachi
Dated: April 30, 2024
UDIN: AR202310045glwaScEeT



BDO Ebrahim & Co.,
Chartered Accountants

Karachi
Dated: April 30, 2024
UDIN: AR2023101665TENjAqoB

Unconsolidated Statement of Financial Position

AS AT DECEMBER 31, 2023

	Note	2023 ----- (Rupees in '000) -----	2022
ASSETS			
Property and equipment	4	1,397,309	1,033,492
Investment properties	5	3,466,461	3,573,082
Investments in subsidiaries	6	323,618	323,618
Investments			
Equity securities	7	145,611,242	77,799,314
Mutual funds	8	9,458,269	7,169,767
Government securities	9	1,218,241,835	1,133,671,503
Debt securities	10	13,240,251	10,763,786
Loans secured against life insurance policies		159,781,265	171,822,531
Insurance / reinsurance receivables	11	184,565,731	78,092,696
Other loans and receivables	12	95,902,946	65,281,569
Advance taxation		16,183,090	4,645,600
Prepayments	13	284,602	66,105
Cash & bank	14	82,227,016	48,345,441
TOTAL ASSETS		1,930,683,635	1,602,588,504
EQUITY AND LIABILITIES			
CAPITAL AND RESERVES ATTRIBUTABLE TO CORPORATION'S EQUITY HOLDERS			
Ordinary share capital	15	8,000,000	6,200,000
Ledger account C & D	16	28,600,427	18,190,546
Reserves	17	1,661,919	808,314
Unappropriated profit		1,869,842	2,213,605
TOTAL EQUITY		40,132,188	27,412,465
LIABILITIES			
Insurance liabilities	18	1,802,980,473	1,522,008,512
Retirement benefit obligations	19	7,103,749	6,113,662
Deferred capital grant		5,705	26,692
Deferred taxation	20	15,615,932	9,210,234
Premium received in advance		5,903,946	5,326,067
Insurance / reinsurance payables	21	1,994,831	1,154,322
Other creditors and accruals	22	53,223,771	30,235,746
Provision for taxation		3,723,040	1,100,804
TOTAL LIABILITIES		1,890,551,447	1,575,176,039
TOTAL EQUITY AND LIABILITIES		1,930,683,635	1,602,588,504
CONTINGENCIES AND COMMITMENTS			
	23		

The annexed notes from 1 to 48 form an integral part of these unconsolidated financial statements.

Sulaiman S. Mehdi
Chairman

Humayun Bashir
Director

Pouruchisty Sidhwa
Director

Shoab Javed Hussain
Chief Executive Officer

Muhammad Rashid
Chief Financial Officer

Unconsolidated Statement of Comprehensive Income

FOR THE YEAR ENDED DECEMBER 31, 2023

		2023	2022
	Note	----- (Rupees in '000) -----	
Premium revenue		268,878,505	244,150,373
Premium ceded to reinsurers		(1,034,323)	(939,680)
Net premium revenue	24	267,844,182	243,210,693
Investment income	25	149,097,627	114,690,704
Net realized fair value gain on financial assets	26	5,344,013	440,311
Net fair value gain / (loss) on financial assets at fair value through profit or loss	27	33,216,279	(13,538,826)
Net rental income	28	841,722	708,099
Other income	29	69,352,177	37,758,962
		257,851,818	140,059,251
Net income		525,696,000	383,269,944
Insurance benefits		247,853,999	175,557,029
Recoveries from reinsurers		(364,369)	(261,501)
Claim related expense		23,161	25,353
Net insurance benefits	30	247,512,791	175,320,881
Net Change in Insurance Liabilities (other than outstanding claims)		205,389,747	149,856,354
Acquisition expenses	32	29,521,726	22,680,303
Marketing and administration expenses	33	17,849,110	13,982,879
Other expenses	34	943,273	765,000
Total expenses		253,703,856	187,284,536
Profit before tax		24,479,353	20,664,527
Income tax expense	35	(9,759,630)	(6,936,258)
Profit for the year		14,719,723	13,728,269
Other comprehensive income		-	-
Total comprehensive income for the year		14,719,723	13,728,269
Earning (after tax) per share - Rupees	36	184.00	171.60

The annexed notes from 1 to 48 form an integral part of these unconsolidated financial statements.



Sulaiman S. Mehdi
Chairman



Humayun Bashir
Director



Pouruchisty Sidhwa
Director



Shoaib Javed Hussain
Chief Executive Officer



Muhammad Rashid
Chief Financial Officer

Unconsolidated Statement of Cash Flow

FOR THE YEAR ENDED DECEMBER 31, 2023

	2023	2022
	-----	-----
	Note	(Rupees in '000)
Operating Cash flows		
(a) Underwriting activities		
Insurance premiums received	168,035,025	194,632,942
Reinsurance premiums paid	(193,812)	(307,299)
Claims paid	(83,745,161)	(67,289,302)
Surrenders paid	(88,549,781)	(44,064,726)
Reinsurance and other recoveries received	(280,977)	(59,931)
Commissions paid	(19,246,189)	(13,978,550)
Other underwriting payments, if any	(7,294,761)	(7,096,397)
Net cash flow from underwriting activities	(31,275,656)	61,836,737
(b) Other operating activities		
Income tax paid	(12,269,181)	(1,285,969)
Other operating payments	(496,124)	(4,703,101)
General management expense paid	(10,069,871)	(12,074,441)
Loans secured against life insurance policies - advanced	(20,221,872)	(5,707,326)
Loans secured against life insurance policies - repayments received	27,423,190	18,903,882
Net cash flow used in other operating activities	(15,633,858)	(4,866,955)
Total cash flow from all operating activities	(46,909,514)	56,969,782
Investment activities		
Profit / return received	168,317,115	94,388,013
Dividends received	12,198,229	8,957,406
Rentals received	1,693,005	1,379,319
Payment for investments	(390,567,602)	(527,251,160)
Proceeds from disposal of investments	285,272,821	319,427,779
Fixed capital expenditure	(524,620)	(331,132)
Proceeds from sale of property and equipment	136,057	(12,148)
Total cash flow generated from / (used in) investing activities	76,525,005	(103,441,923)
Financing activities		
Dividends paid	(2,000,000)	(1,720,286)
Net cash used in financing activities	(2,000,000)	(1,720,286)
Net cash flow generated from / (used in) all activities	27,615,491	(48,192,427)
Cash and cash equivalents at the beginning of the year	44,702,252	92,894,679
Cash and cash equivalents at the end of the year	72,317,743	44,702,252
	14.1	
Reconciliation to Profit and Loss Account		
Operating cash flows	(46,909,514)	56,969,782
Depreciation expense	(133,314)	(121,756)
Investment income	258,823,222	140,059,251
Amortization/capitalization	72,240	541,043
Allocation of surplus	4,500,000	-
Non Cash Adjustments (APL)		(24,592,135)
Increase in assets other than cash	115,094,587	62,045,624
(Increase)/decrease in liabilities other than running finance	(100,532,046)	(65,596,529)
Change in policy holder liabilities	(205,389,747)	(149,856,354)
Change in deferred tax liabilities	(6,405,700)	-
Other adjustments	(4,400,001)	(5,720,657)
Profit for the year after taxation	14,719,723	13,728,269

The annexed notes from 1 to 48 form an integral part of these unconsolidated financial statements.

Sulaiman S. Mehdi
Chairman

Humayun Bashir
Director

Pouruchisty Sidhwa
Director

Shoab Javed Hussain
Chief Executive Officer

Muhammad Rashid
Chief Financial Officer

Unconsolidated Statement of Changes In Equity

FOR THE YEAR ENDED DECEMBER 31, 2023

	Attributable to equity holders of the Corporation				Total
	Share capital	Revenue reserves General reserves	Ledger Account C & D [Refer Note]	Unappropriated profit	
----- (Rupees in '000) -----					
Balance as at January 1, 2022	4,900,000	4,725	8,544,917	1,954,840	15,404,482
Dividend paid for the year December 31, 2021	-	-	-	(1,720,286)	(1,720,286)
Transferred to reserve	-	172,615	30,965	(203,580)	-
Transfer to unappropriated profit (refer note 4)	-	(69,026)	-	69,026	-
Total comprehensive income for the year	-	-	-	13,728,269	13,728,269
Surplus for the year retained in statutory funds - net of tax	-	-	9,614,664	(9,614,664)	-
Transferred from ledger to shareholder	-	2,000,000	-	(2,000,000)	-
Transfer for the issuance of share capital	1,300,000	(1,300,000)	-	-	-
Balance as at December 31, 2022	6,200,000	808,314	18,190,546	2,213,605	27,412,465
Balance as at January 1, 2023	6,200,000	808,314	18,190,546	2,213,605	27,412,465
Dividend paid for the year December 31, 2022	-	-	-	(2,000,000)	(2,000,000)
Transferred to reserve	-	213,605	-	(213,605)	-
Total comprehensive income for the year	-	-	-	14,719,723	14,719,723
Surplus for the year retained in statutory funds - net of tax	-	-	10,009,881	(10,009,881)	-
Capital contributed to statutory fund	-	-	400,000	(400,000)	-
Transferred from ledger to shareholder	-	2,440,000	-	(2,440,000)	-
Transferred for the issuance of share capital	1,800,000	(1,800,000)	-	-	-
Balance as at December 31, 2023	8,000,000	1,661,919	28,600,427	1,869,842	40,132,188

Note: This includes balances maintained in accordance with the requirements of Section 35 of the Insurance Ordinance, 2000 read with Rule 14 of the Insurance Rules, 2017 (previously the SEC Insurance Rules, 2002) to meet solvency margins, which are mandatorily maintained for the carrying on of the life insurance business.

The annexed notes from 1 to 48 form an integral part of these unconsolidated financial statements.



Sulaiman S. Mehdi
Chairman




Humayun Bashir
Director



Pouruchisty Sidhwa
Director



Shoaib Javed Hussain
Chief Executive Officer



Muhammad Rashid
Chief Financial Officer

Notes to the Unconsolidated Financial Statements

FOR THE YEAR ENDED DECEMBER 31, 2023

1 LEGAL STATUS AND NATURE OF BUSINESS

- 1.1 State Life Insurance Corporation of Pakistan (the Corporation) was incorporated in Pakistan on November 01, 1972 under the Life Insurance Nationalization Order, 1972 (LINO). The Corporation's principal office is located at State Life Building No. 9, Dr. Ziauddin Ahmad Road, Karachi. It operates in Pakistan through 35 zones for individual life business alongwith 7 Regions, 4 zones for group life business and in the gulf countries comprising United Arab Emirates (UAE) through zonal office located at Dubai (UAE).
- 1.2 The Corporation is engaged in the life insurance business, health, accident insurance business and takaful business.
- 1.3 The Corporation was issued the certificate of authorization for commencement of Window Takaful Operation under rule 6 of the Takaful rules, 2012 by Securities Exchange Commission of Pakistan vide letter no. 0097, dated September 22, 2016. For the purpose of carrying on the takaful business, the Corporation has formed an Individual Family Participant Takaful Fund (IFPTF) on August 18, 2017 under the Waqf deed and ceded Rs. 1 million to the IFPTF. The Waqf deed governs the relationship of Corporation and participants for management of takaful operations. The Corporation launched the Window Takaful Operations on January 28, 2021.
- 1.4 In prior years, Privatization Commission (PC) has envisioned to divest the shares of Government of Pakistan held by Ministry of Commerce through an Initial Public Offer (IPO). For this purpose, PC sent the Term of Reference (ToR) to the Corporation vide letter no. PC/SLIC-IPO/B&U/04 dated June 24, 2015 regarding the appointment of lead manager and book runner for public offering through domestic stock exchange transaction, which was been approved by the Board on August 11, 2015.

Moreover, PC also constituted an Evaluation Committee to evaluate technical and financial proposals of bids received. Based on the evaluation process of the Committee, the Board of PC appointed consortium of Habib Bank Limited, Bank Alfalah Limited, Arif Habib Limited and Elixir Securities Pakistan (Private) Limited as lead manager and book runner for IPO as mentioned in the 243rd meeting of the Board of Directors held on February 20, 2016.

The Presidential Order dated April 06, 2016 in respect of State Life (Reorganization and Conversion), 2016 was issued by Government of Pakistan Ministry of Law and Justice to provide for the re-organization and conversion of the State Life Insurance Corporation of Pakistan into a Public Limited Company.

After the commencement of this Ordinance, the Federal Government established a Company to be known as State Life Insurance Company Limited by shares under the repealed Companies Ordinance, 1984 (now the Companies Act, 2017). The National Assembly converted the said Ordinance into bill for the conversion of State Life Insurance Corporation to State Life Insurance Company Limited and sent the bill to Senate for approval and the Senate, instead of passing the bill, proposed few amendments in the bill. For the consideration of the proposed amendments, the matter was moved to National Assembly Standing Committee on Commerce.

Ministry of Commerce (MoC), vide letter No.1(7)/2013-SLIC-INS dated September 10, 2020, informed that the Senate of Pakistan passed the Bill with certain amendments. The Bill was forwarded to the National Assembly (the Assembly), however, the Assembly did not pass the amended Bill within 90 days. Therefore, a request was made to the Ministry of Parliamentary Affairs to the place the same before the Joint Session of the Parliament for consideration. However, Bill was not passed by the Joint Session due to end of Assembly session that day. Hence, in terms of Article 76(3) of the Constitution of Pakistan said Bill has been lapsed, despite the fact that it had been passed by the Senate.

During the year, on January 25, 2023 in a Committee Room of MoC, it was unanimously decided that now the Finance Division shall draft a new legislation with the technical support of legal advisors, to enable the requisite amendments/changes in the legal/regulatory framework of the five selected State Owned Entities

(SOEs). The draft shall be shared with the Line Ministries/(SOEs) for their views/concurrence before its submission to the Federal Cabinet and subsequently to the Parliament.

1.5 The Corporation maintains a shareholders' fund and five statutory funds, separately in respect of its each class of life insurance business. The details relating to each fund has been described in note 3.4.

1.6 **Summary of significant events and transactions**

During the year the Corporation implemented Balochistan Health Programme in the province of Balochistan in agreement with Balochistan Government which aimed to provide health facilities to all the families residing in these areas. Balochistan Health Programme resulted in increase in premium revenue of Rs. 912 million during the year.

2 **BASIS OF PREPARATION**

These unconsolidated financial statements have been prepared on the format of financial statements issued by the Securities and Exchange Commission of Pakistan (SECP) through the Insurance Rules, 2017 vide its S.R.O. 89(1) / 2017 dated February 09, 2017.

2.1 **Statement of compliance**

These unconsolidated financial statements have been prepared in accordance with the accounting and reporting standards as applicable in Pakistan. The accounting and reporting standards comprise of:

- International Financial Reporting Standard (IFRS), issued by the International Accounting Standards Board (IASB) as are notified under the Companies Act, 2017;
- Provisions of and directives issued under the Companies Act, 2017 and Insurance Ordinance, 2000, Insurance Rules, 2017, Insurance Accounting Regulations, 2017 and Takaful Rules, 2012.

In case requirements differ, the provisions or directives of the Companies Act, 2017, the Insurance Ordinance, 2000, the Insurance Rules, 2017, the Insurance Accounting Regulations, 2017 and the Takaful Rules 2012 shall prevail.

As required by Circular 15 of 2019 dated November 18, 2019 issued by the Securities & Exchange Commission of Pakistan (the Commission), the Corporation has prepared and annexed to these financial statements, a standalone set of financial statements for Window Takaful Operations of the Corporation, as if these are carried out by a standalone Takaful Operator. These financial statements for window takaful operations of the Corporation are submitted in compliance under the conditions imposed by the Commission as stated above.

2.2 **Basis of measurement**

These unconsolidated financial statements have been prepared under the historical cost convention except as disclosed in the accounting policies mentioned below (refer note 3).

2.3 **Functional and presentation currency**

These unconsolidated financial statements have been presented in Pakistani Rupee, which is the Corporation's functional and presentation currency. Amounts have been rounded off to the nearest thousand, unless otherwise stated.

2.4 Standards, amendments and interpretations to the published standards that have become effective during the year .

The following standards, amendments and interpretations to the accounting and reporting standards which are mandatory for accounting periods which began on January 01, 2023. However, these do not have any significant impact or not relevant to the Company's financial statements.

Standard or Interpretation

Effective Date (Annual period beginning on or after)

Amendments to IAS 1 'Presentation of Financial Statements' and IFRS Practice Statement 2 Making Materiality Judgements- Disclosure of Accounting Policies	January 01, 2023
Amendments to IAS 8 'Accounting Policies, Changes in Accounting Estimates and Errors' - Definition of Accounting Estimates	January 01, 2023
Amendments to IAS 12 'Income Taxes' - Deferred Tax related to Assets and Liabilities arising from a single transaction	January 01, 2023
Amendments to IAS 12 'Income Taxes' - Temporary exception to the requirements regarding deferred tax assets and liabilities related to pillar two income taxes	January 01, 2023

2.5 Standards, amendments and interpretations to the published standards that may be relevant but not yet effective and not early adopted by the Corporation.

The following new standards, amendments to published standards and interpretations would be effective from the dates mentioned below against the respective standard or interpretation.

Standard or Interpretation

Effective Date (Annual period beginning on or after)

- IFRS 16 - 'Leases' (amendments)	January 01, 2024
- IAS 1 - 'Presentation of financial statements' (amendments)	January 01, 2024
- IAS 7 - 'Statement of cashflows' (amendments)	January 01, 2024
- IFRS 7 - 'Financial Instruments - Disclosures' (amendments)	January 01, 2024
- IAS 21 - 'The effect of changes in foreign exchange rates' (amendments)	January 01, 2025
- IFRS 9 - Financial instruments	January 01, 2026
- IFRS 17- Insurance contracts	January 01, 2026

IFRS 1 standard has been issued by IASB effective from 01, July 2009. However, it has not been adopted yet locally by Securities and Exchange Commission of Pakistan (SECP).

Since, IFRS 17 is not yet effective in Pakistan, the Corporation is still applying the temporary exemption (Note 2.7) given in IFRS 4 for the implementation of IFRS 9 till the effective date of IFRS 17.

IFRS 17 - "Insurance contracts" has been notified by IASB to be effective for annual periods beginning on or after the January 1, 2023, however, the Securities and Exchange Commission of Pakistan (SECP) through S.R.O. 1715(I)/2023 has directed the companies engaged in insurance / takaful and re-insurance / re-takaful business for application of IFRS 17 from period beginning on or after January 01, 2026. The Corporation is in the process of assessing the impact of these Standards, amendments and interpretations to the published standards on the financial statements of the Corporation.

2.6 Standards, amendments and interpretations to the published standards that are effective but not relevant.

There are certain other amendments in standards and interpretations that are mandatory for the Corporation's accounting periods beginning on or after January 01, 2023 but are considered not to be relevant or will not have any significant effect on the Corporation's operations and therefore not stated in these financial statements.

2.7 Temporary exemption from application of IFRS 9

Amendment to IFRS 4 'Insurance Contracts' - Applying IFRS 9 'Financial Instruments' with IFRS 4 addresses issue arising from the different effective dates of IFRS 9 and the forthcoming new standard IFRS 17 'Insurance Contracts' to be implemented for annual reporting periods on or after January 01, 2023 as per IASB. The amendments introduce two alternative options for entities issuing contracts within the scope of IFRS 4, notably a temporary exemption and an overlay approach. The temporary exemption enables eligible entities to defer the implementation date of IFRS 9. The overlay approach allows an entity applying IFRS 9 from 01 July 2018 onwards to remove from profit and loss account the effects of some of the accounting mismatches that may occur from applying IFRS 9 before IFRS 17 is applied.

The Corporation has determined that it is eligible for the temporary exemption option since the Corporation has not previously applied any version of IFRS 9, its activities are predominantly connected with insurance as the percentage of the total carrying amount of its liabilities connected with insurance relative to the total carrying amount of all its liabilities is greater than 90 percent and the Corporation doesn't engage in significant activities unconnected with insurance based on historical available information. Under the temporary exemption option, the Corporation can defer the application of IFRS 9 until the application of IFRS 17.

To determine the appropriate classification of financial assets under IFRS 9, an entity would need to assess the contractual cash flows characteristics of any financial asset. Indeed, the contractual terms of the financial asset give rise, on specified dates, to cash flows that are solely payments of principal and interest on the principal amount outstanding ("SPPI") i.e. cash flows that are consistent with a basic lending arrangement. In a basic lending arrangement, consideration for the time value of money and credit risk are typically the most significant elements of interest.

IFRS 9 defines the terms "principal" as being the fair value of the financial asset at initial recognition, and the "interest" as being compensation for (i) the time value of money, and (ii) the credit risk associated with the principal amount outstanding during a particular period of time.

The tables below set out the fair values as at the end of reporting period and the amount of change in the fair value during that period for the following two groups of financial assets separately:

- financial assets with contractual terms that give rise on specified dates to cash flows that are solely payments of principal and interest ("SPPI") on the principal amount outstanding, excluding any financial asset that meets the definition of held-for-trading in IFRS 9, or that is managed and whose performance is evaluated on a fair value basis; and
- all other financial assets

Description	2023					
	Fails the SPPI test			Passes the SPPI test		
	Fair Value	Impairment	Change in unrealised gain / loss during the year	Carrying Value	Impairment	Change in unrealised gain / loss during the year
	----- (Rupees in '000) -----					
Cash at bank	82,227,016	-	82,227,016	-	-	-
Investment in equity securities	71,964,309	(218,605)	71,745,704	-	-	-
Investment in government securities	-	-	-	1,218,241,835	-	1,218,241,835
Investment in debt securities	-	-	-	13,247,824	(7,573)	13,255,397
Investment in mutual funds	3,876,637	-	3,876,637	-	-	-
Other loans and receivables	95,902,946	-	95,902,946	-	-	-
Insurance / reinsurance receivables	184,565,731	-	184,565,731	-	-	-
Loans secured against life insurance policies	159,781,265	-	159,781,265	-	-	-

Description	2023								
	AA	A+	A	AA-	AAA	A-	A-1	A-2	Unrated
	----- (Rupees in '000) -----								
Investment in Debt Securities	-	-	13,247,824	-	-	-	-	-	7,573,000
Investment in Govt Securities	-	-	-	-	-	-	-	-	1,218,241,835
Loans secured against life insurance policies	-	-	-	-	-	-	-	-	159,781,265

2.8 Critical accounting estimates and judgements

The preparation of these unconsolidated financial statements in conformity with the approved accounting standards, as applicable in Pakistan, requires management to make judgments, estimates and assumptions that affect the application of policies and reported amounts of assets and liabilities, income and expenses. The estimates and associated assumptions are based on historical experience and various other factors that are believed to be reasonable under the circumstances, the result of which form the basis of making the judgements about carrying values of assets and liabilities that are not readily apparent from other sources.

Actual results may differ from these estimates. The estimates and underlying assumptions are reviewed on an ongoing basis. Revisions to accounting estimates are recognized in the period in which the estimate is revised if the revision affects only that period or in the period of the revision and future periods if the revision affects both current and future periods.

Significant areas where assumptions, estimates and judgements were exercised in application of accounting policies relate to:

a) Classification of investments

In investments classified as "held to maturity", the Corporation has included financial assets with fixed or determinable payments and fixed maturity. In making this judgement, the Corporation evaluates its intention and ability to hold such investments to maturity.

b) Provision for outstanding claims (including IBNR)

The Corporation records claims based on the sum assured or other basis set by the Corporation. However, settlement of all the claims is made based on the nature of insured event.

Provision of claims incurred but not reported (IBNR) is made on the basis of actuarial valuation. Actuarial valuation is made on the basis of past trend and pattern of reporting of claims. Actual amount of IBNR may materially differ from the actuarial estimates.

c) Provision for taxation

In making estimates for taxation currently payable by the Corporation, management looks at the current income tax law and the decisions of appellate authorities on certain issues in the past.

d) Impairment of other assets, including premium due but unpaid

The Corporation also considers the need for impairment provision against other assets, including premium due but unpaid and provision required there-against. While assessing such a requirement, various factors including delinquency in the account and financial position of the policyholders are considered.

e) Fixed assets, investment properties, depreciation and amortization

In making estimates of depreciation / amortization, management uses method which reflects the pattern in which economic benefits are expected to be consumed by the Corporation. The method applied is reviewed at each financial year end and if there is a change in expected pattern of consumption of future economic benefits embodied in the assets, the method would be changed to reflect the change in pattern. Such change is accounted for as change in accounting estimate in accordance with International Accounting Standard - 8, "Accounting Policies, Changes in Accounting Estimates and Errors".

The assets residual values, useful lives and methods are reviewed, and adjusted if appropriate, at each reporting date.

The Corporation also reviews value of the assets for possible impairment on an annual basis. Any change in estimates in future years might affect the carrying amounts of respective items of fixed assets with a corresponding effect on the depreciation / amortization charge and impairment.

f) **Staff retirement benefits**

Staff retirement benefits are provided as per actuarial valuation or following the actuarial advice which is based upon certain assumptions.

3 **MATERIAL ACCOUNTING POLICY INFORMATION**

The material accounting policy information and methods of computation adopted in the preparation of these unconsolidated financial statement are same as those applied in the preparation of the annual unconsolidated financial statements of the Corporation for the year ended December 31, 2022.

3.1 **Property and equipment**

These are stated at cost less accumulated depreciation and impairment losses, if any.

Subsequent costs

Subsequent costs are included in the assets carrying amount or recognized as separate asset, as appropriate, only when it is probable that future economic benefit associated with the item will flow to the Corporation and the cost of the item can be measured reliably. Normal repairs and maintenance are charged to statement of comprehensive income currently.

Depreciation

Depreciation is calculated on straight-line method to write off the cost of assets over their expected useful lives at the rates specified in note 4 to the financial statements, after taking into account residual values, if any. The useful lives, residual values and depreciation methods are reviewed and adjusted, if appropriate, at each reporting date. Depreciation on addition is charged from the month in which the asset is available for use while no depreciation is charged in the month of disposal.

Gain and losses on disposal

An item of fixed asset is derecognized upon disposal or when no future economic benefits are expected from its use or disposal. Gains and losses on disposal of fixed assets are included in current year's income and expenses respectively.

Capital work in progress

Capital work in progress is stated at cost less impairment, if any and consist of expenditure incurred and advances made in respect of fixed assets in the course of their acquisition, erection, construction and installation. The assets are transferred to relevant category of fixed asset when they are available for use.

3.2 **Investment properties**

Investment properties are accounted for under the cost model in accordance with International Accounting Standard 40, 'Investment Property' and S.R.O. 938 (1)/2002 dated December 12, 2002 issued by the SECP.

These are carried at cost less accumulated depreciation and impairment losses, if any. Subsequent expenditure, depreciation and gains or losses on disposal are accounted for in the same manner as of operating fixed assets.

3.3 **Other assets**

Stock of stationery, printed material and maintenance store in hand for investment properties etc. are valued at lower of cost or net realizable value. Cost is determined on 'first in first out' basis.

3.4 **Funds**

The Corporation maintains a shareholders' fund and five statutory funds, separately in respect of its each class of life insurance business, namely:

- Pakistan Life Fund (ordinary life);
- Overseas Life Fund (ordinary life);
- Pension Fund;
- Accidental and health Insurance Fund; and
- Family Takaful Fund.

Assets, liabilities, revenues and expenses are referable to respective statutory funds or allocated to shareholders' fund.

Expenses of principal office are distributed among all funds on fair and equitable basis.

a) Pakistan Life Fund (ordinary life)

Pakistan Life Fund comprises individual life business and group life business carried out in Pakistan as well as individual life Rupee business conducted outside Pakistan. Policyholders' liabilities as shown in the Pakistan Life Fund are based on an actuarial valuation conducted by the Appointed Actuary as at the reporting date.

Within the Pakistan Life Fund, business can be further classified as individual life conventional business, BANCA business, group insurance business and a small amount of annuity business. Most of the policies contain Discretionary Participation Feature (DPF).

b) Overseas Life Fund (ordinary life)

The Overseas Life Fund entirely consists of individual life conventional business carried out at UAE, Kingdom of Saudi Arabia and Kuwait through zonal office located in Dubai (UAE). Policyholders' liabilities as shown in the Overseas Life Fund are based on an actuarial valuation conducted by the Appointed Actuary as at the reporting date.

Exchange gains and losses on translation of currencies of Overseas Life Fund and Pakistan Life Fund (Rupee business) are taken to revenue account through statement of comprehensive income. Most of the new business written under the Overseas Life Fund contains a Discretionary Participation Feature (DPF).

c) Pension Fund

The Pension Fund consists of funds on account of group pension deposit administration contracts. Policyholders' liabilities as shown in the pension fund are based on an actuarial valuation conducted by the Appointed Actuary as at the reporting date.

d) Health and Accidental Insurance Fund

The Corporation is implementing mega health insurance programs, i.e. Federal Sehat Sahulat Program and KP Sehat Sahulat Program. These programs covered the 150 million population of Pakistan across 90+ districts to provide them with health insurance coverage through a vast network of 1000+ empaneled hospitals. The Federal Sehat Sahulat Program, with expansion to target more than 68 districts across Pakistan, is covering around 30 million families (i.e. 120 million individuals). The growth in the scheme has a massive impact on the quality of health care available to the poor. The scheme is providing the secondary coverage of Rs. 60,000 and Rs. 300,000 under tertiary coverage per annum. The beneficiaries are also paid additional benefits such as cash payments of transportation and funeral charges. Besides pure BISP data, the entire FATA, FR Region, Tharparkar, GB and AJK regions have been covered under this scheme. The coverage was further extended to all the disabled person and registered transgender community of Pakistan. Plans are underway to expand the scheme to cover 100% population of Islamabad and Punjab. The KP Sehat Card Plus Program has covered the entire population of Khyber Pakhtunkhwa, where more than 7 million families would be covered. This scheme has a worth of around 87+ billion in the next five years. The scheme provides inpatient hospitalization secondary coverage of Rs. 40,000 per member and Rs. 400,000 under tertiary coverage per annum. State Life being a public sector organization would strive to extend its services to manage social health programs most efficiently and economically.

e) **Family Takaful Fund**

The Corporation on receipt of license to start Window Takaful Operations, established a statutory fund namely 'Family Takaful Fund' to offer Family Takaful Contracts. Family Takaful Contract is an arrangement which rests on key Shariah principles of mutual cooperation, solidarity and well-being of a community, and is based on the principles of Wakala Waqf Model. Under a Takaful arrangement, individuals come together and contribute towards the common objective of protecting each other against financial losses by sharing the risk on the basis of mutual assistance.

The obligation of Waqf for Waqf participants' liabilities is limited to the amount available in the Waqf fund. In case there is a deficit in the Waqf Fund, the Window Takaful Operator shall grant an interest free loan (Qard-e-Hasna) to make good the deficit. The loan shall be repayable from the future surpluses generated in the Waqf Fund, without any excess of the actual amount given to it. Repayment of Qard-e-Hasna shall receive priority over surplus distribution to Participants from the Waqf Fund.

3.5 **Insurance contracts - classification**

The Corporation maintains five statutory funds which are as follows:

- Pakistan Life Fund
- Overseas Life Fund
- Pension Fund
- Accidental and Health Insurance Fund
- Family Takaful Fund

Within the Pakistan Life Fund the business can be further classified as individual life conventional business, group insurance business and a small amount of annuity business.

Most of the new individual life conventional policies written by the Corporation contain a Discretionary Participation Feature (DPF). DPF indicates policies in which the investor receives an additional payment, the amount or timing of which is contractually at the discretion of the issuer.

The Overseas Life Fund entirely consists of individual life conventional business. Most of the new business written under the overseas life fund contains a DPF.

The Pension Fund consists of funds administered under Group Pension Deposit Administration contracts.

The Accident and Health Insurance Fund consists of Group Health and Accident Insurance Contracts.

Family Takaful Operations effective from the date as mentioned in note 1.3.

Considering all the five statutory funds together, the bulk of Corporation business consists of individual life conventional policies. Most of the remaining business consists of group life insurance business. Group Health is a relatively new venture of the Corporation which started in 2012 and has yet to register any significant growth. The Corporation also offers some supplementary benefits attached in the form of riders to the individual life policies and the group life contracts. Each of these classes of business are described in greater detail below.

Contract details and measurement

The insurance contracts offered by the Corporation are described below:

3.5.1 **Individual life policies**

Individual life conventional products

These are long term contracts with either level or single premiums. These plans generally provide for some death benefit on death during the currency of the policy and a survival benefit either on the happening of certain contingencies or on the maturity of the policy. The premiums are payable only in the life time of the policyholder. In case of term insurance products there is no survival benefit.

Universal life policies

Under these plans a certain amount is set aside from the premium for expenses and meeting the mortality cost and the remainder of the premium is invested to earn some investment return. Investment return is allocated to these products on an annual basis keeping in view the investment earnings of the Pakistan Life Fund.

Term insurance policies

A few products of the Corporation are term insurance plans providing benefits only in case of death. Under these policies no benefit is due if the policy holder survives the duration of the policy. The Corporation sells both level term insurances and decreasing term insurances also known as mortgage protection plans.

Annuities

The Corporation also has a small number of individual and group life-annuities on its books. Under these contracts a periodic income benefit is payable to the insured life for as long as annuitant is alive. Besides, the Corporation offers annuity-certain plans under which periodic income benefit is payable for a stipulated period and is not dependent on the life of the policyholder.

Supplementary riders

The Corporation offers various types of supplementary riders. Some of these riders offer additional life coverage, in some cases they offer accidental death and disability benefits. The benefits can take various forms such as lump sum payment or an income benefit or waiver of premiums due under the host policy contract.

Insured event

Under the individual life insurance policies in most cases the insured event is either death or survival until the maturity date of the policy, except in case of term insurance where there is no maturity benefit. Under the annuity policies the Corporation is exposed to the risk of longevity. In this case the insured event is survival of the life insured for a long duration, exceeding the period normally expected under standard mortality tables.

In case of supplementary rider the insured event is either death or just accidental death or disability whether accidental or natural or both.

Distribution channel

The individual life business of the Corporation is sold through its dedicated sales force which is present all over the country. This field force is organized under a three tier system consisting of sales representatives, senior sales managers and sales managers. Each sales sector headed by area manager and a sector head. Presently there are 1,096 area managers and 150 sector heads who are working in 35 different zones and 7 regions throughout country in addition to this there is one zone in Gulf region who is head by Zonal Chief, Gulf. The Gulf zone has its own marketing team of sector heads, Area Managers and Sales Force.

The individual life policy holders of the Corporation come from all strata of society, with greater representation of the rural areas due to wider outreach of its field force. New policyholders have an average age of around 34 years.

3.5.2 Group life policies

Basic coverage

The group life policies are generally one year renewable term insurance contracts. In most cases they provide group coverage to the employees of an employer. Some times the coverage is tied up with loans extended by the employer for house building or purchase of motor vehicles or other household items. In some cases group policies are issued to lending agencies such as banks to provide group coverage to their borrowers. There are also a small number of group endowment policies which provide benefits identical to individual life policies but under the umbrella of a group contract.

Supplementary coverage

In many cases the group policies also provide supplementary coverage which may include accidental or natural disability benefits and additional accidental death benefit. These riders also take the form of one year renewable term insurance policies.

Insured event

Under the group life insurance policies in most cases the insured event is death due to any cause. In case of supplementary coverage the insured event can include accidental death or disability or natural disability.

Distribution channel

The group insurance business is sold through four group and pension zones of the Corporation. Each zone has its own marketing force consisting of sector heads who are full time salaried employees of the Corporation, however, some of the group business is also procured through individual life field force of the Corporation.

Most of the lives covered under the group insurance consist of industrial and office workers, civil servants and employees of corporations, banks, other financial institutions, army, navy etc.

3.6 Policyholders' liabilities

Policyholders' liabilities are stated at a value determined by the appointed actuary through an actuarial valuation carried out as at each reporting date. In determining the value, both acquired policy values (which forms the bulk of policyholders' liabilities) as well as estimated values which will be payable against risks which the Corporation underwrites are taken into account. The basis used are applied consistently from year to year.

The basic liability consists of the estimated actuarial liability against each contract, which is in force. Following elements are added to this amount:

- a) any reserve required for premiums;
- b) reserve for incurred but not reported (IBNR) claims;
- c) reserve for income benefit in course of payment; and
- d) reserve for potential losses on a policy to policy basis.

The unearned premium liability in respect of group life and health insurance schemes is included in actuarial liability.

3.7 Re-insurance contracts held

3.7.1 Conventional

The Corporation has re-insurance arrangements with Swiss Re. The net retention limit of the Corporation for individual life is Rs. 5 million (2022: Rs. 5 million) per policy and for group life is Rs. 5 million (2022: Rs. 5 million) per person of risk. Re-insurance premium is recorded as an expense evenly over the period of the re-insurance contract and is off-set against the premium income of the respective year.

The claim recoveries arising out of re-insurance contracts are off-set against the claims expenses of respective year.

3.7.2 Retakaful Contribution

These contracts are entered into by the Corporation with the retakaful operator under which the retakaful operator cedes the Takaful risk assumed during normal course of its business, and according to which the Waqf is compensated for losses on contracts issued by it.

Retakaful contribution is recorded at the time the retakaful is ceded. Retakaful liabilities represent balances due to retakaful companies. Amounts payable are calculated in a manner consistent with the associated retakaful treaties.

3.7.3 Retakaful Expenses

Retakaful expenses are recognized through liability.

Retakaful assets represent balances due from retakaful operator. Recoverable amounts are estimated in a manner consistent with the associated retakaful treaties.

Retakaful assets are offset against related Retakaful liabilities under the circumstances only that there is a clear legal right of off-set of the amounts. Income or expenses from retakaful contract are not offset against expenses or income from related Retakaful contracts as required by the Insurance Ordinance, 2000. Retakaful assets and liabilities are derecognized when the contractual rights are extinguished or expired.

3.8 Claims

The liability in respect of outstanding claims represents the ascertained value of claims incurred and reported before the end of the accounting year. Incurred but not reported (IBNR) cases are provided on the basis of actuarial advice and included in the policyholders' liabilities.

On May 19, 2014, Securities and Exchange Commission of Pakistan (SECP) has issued Circular No. 11 of 2014 in which they have prohibited all life insurers from writing back the unclaimed insurance benefit amount in any circumstances. The unclaimed insurance benefits are the amount which have become payable in accordance with the terms and conditions of an insurance policy but have not been claimed by the policyholders or their beneficiaries. Such unclaimed amounts include unclaimed maturity benefits, long outstanding claims and un-intimated or unclaimed death or disability claims. The Corporation has a practice of writing back claims which are outstanding for more than three years from the date from which the claims become payable and an equivalent amount has been placed in 'reserve for unpaid insurance benefits' within the policyholders' liabilities. The Corporation has received letter dated May 22, 2015 from SECP clarifying that the practice to retain the unclaimed insurance benefits in its actuarial reserve is in compliance with the clause 3 of the aforementioned Circular.

3.9 Amount due to other insurers / reinsurers

Liabilities for other insurers / reinsurers are carried at cost which is the fair value of consideration to be paid in future for services.

3.10 Premiums due but unpaid

Premiums due but unpaid are recognized at cost, which is the fair value of consideration to be received less provision for impairment, if any.

3.11 Amount due from other insurers / reinsurers

Amount due from other insurers / reinsurers are carried at cost less provision for impairment, if any.

3.12 Acquisition costs

These are costs incurred in acquiring and maintaining insurance policies and include without limitation all forms of remuneration paid to insurance agents and certain field force staff.

3.13 Expenses of management

Expenses of management represent directly attributable expenses and indirect expenses allocated to statutory funds.

3.14 Staff retirement benefits

a) Provident fund

The Corporation operates a defined contribution plan, a recognized contributory provident fund scheme for all its eligible employees. For employees who have opted for the gratuity scheme, monthly contributions at the

rate of 8.33% of their basic salaries are made to the fund by the Corporation. However, in respect of employees who have opted for the pension scheme, no contribution is made by the Corporation to the provident fund.

b) Gratuity fund

Officers

The Corporation maintains a funded defined benefit plan for those officers who opted for gratuity rules. On retirement, resignation, termination or on death they will be paid last month's drawn salary for each completed year of service. Liability for the fund is based on the advice of appointed actuary.

Staff

The Corporation maintains a unfunded defined benefit plan for those staff who opted for gratuity rules. On retirement, resignation, termination or on death they will be paid last month's drawn salary for each completed year of service. Liability for the fund is based on the advice of appointed actuary.

Previously, the Corporation maintained a defined contribution plan in respect of all those officers of the Corporation who initially opted for the unfunded gratuity scheme. At the end of each month, starting from the effective date of admission of a member to the fund, the Corporation used to make a contribution equal to 8.33% of the member's basic salary. However, pursuant to decision of the Board of Directors taken in their 241st meeting held on October 20, 2015, the gratuity scheme of the officers of the Corporation has been revamped from defined contribution plan to defined benefit plan.

c) Pension fund

The Corporation operates a defined benefit plan, a funded pension scheme for its employees opting for the pension scheme established in 1984 and payments are made annually to the extent allowed under the Income Tax Rules, 2002 to meet the obligations there-under on the basis of actuarial valuation. From a previous year pursuant to the order of Honorable Supreme Court of Pakistan, the Corporation has restored its pension scheme, as aforesaid, that was in effect before December 31, 1999. Liability for the fund is based on the advice of appointed actuary.

d) Compensated absences

From the year 2002, the un-availed earned leave balance of officers is encashed to the extent of two third of the leave balance with simultaneously proceeding on leave for one third leave balances, minimum for twelve days. A policy is already in force for the staff on similar lines. For officers leaves upto 60 days can be carried forward upto the date of retirement and can be encashed at retirement. Similarly, in respect of staff leaves upto 180 days can be carried forward upto the date of retirement and can be encashed at retirement.

The liability in respect of compensated absences as at December 31, 2023 amounting to Rs.2,179 million (2022: Rs.1,915 million) has been provided for in these unconsolidated financial statements based on actuarial valuation.

e) Post retirement medical benefits

The Corporation provides medical facilities to its retired officers and their spouses in accordance with the service regulations. As at December 31, 2023, liability for post retirement medical benefit as computed by the appointed actuary is estimated at Rs. 3,500 million (2022: Rs. 2,503 million) and the same has been provided in these unconsolidated financial statements.

3.15 Loans secured against life insurance policies

Cash loans

Loans in cash against the security of life insurance policies may be extended to the policyholders to the extent of 80% of surrender value of the respective policy, provided the policy has been in force for at least two years.

Automatic non-forfeiture provisions

- (a) Automatic Premium Loans secured against surrender value of the policy may be extended to the extent of the surrender value of the respective policy, provided the policyholder has exercised Automated Premium Loan option.
- (b) An advance equal to one year premium may be allowed to the policyholder only once, if the policyholder has exercised Auto Paid-up option provided the respective policy has been in force for at least two years.

3.16 Revenue recognition

3.16.1 Premium

(a) Individual life policies

The initial premium is recognized when the policy is issued after receipt of that premium. Subsequent premiums falling due under the policy are recognized if received before expiry of the grace period, or if advanced by the Corporation under the Automatic Non-Forfeiture provisions. However, premiums due in the month of December but not received by 31st December are recognized if the grace period is to expire after the next 1st January.

(b) Group life policies

The premium on group life policies is recognized on a proportionate basis.

3.16.2 Reinsurance Commission

Commission from reinsurers is recognized as revenue in accordance with the pattern of recognition of the reinsurance premium to which it relates. Commission, if any, under the terms of reinsurance arrangements is recognized when the Corporation's right to receive the same is established.

3.16.3 Individual Life Family Takaful

First year, renewal and single contributions are recognized once the related policies are issued / renewed against receipt of contribution.

3.16.4 Rental income on investment properties

Rental income is recognized on an accrual basis except where dues are more than six months old in which case income is recognized on a receipt basis, except for the cases that are under litigation.

3.16.5 Investment income

Income on government securities, term finance certificates and other fixed income securities is recognized on an accrual basis for the number of days these are held taking into account effective yield on the instruments.

Dividend income is recognized when the Corporation's right to receive dividend is established. Income on debentures is recognized at the prescribed rates, except where recovery is considered doubtful in which case the income is recognized on a receipt basis.

Capital gain / loss arising on sale of listed securities is recognized on settlement date.

Income on future transactions is taken to income as the difference between ready market purchase price and future sale at settlement of future transactions. Income on reverse repurchase transactions is taken to income at the date of settlement.

3.16.6 Deferred capital grant

Grants received for capital expenditure is credited to "Deferred liabilities". Amount equal to the depreciation charged during the year as per rate applicable to the respective assets is transferred to other income. Grants received in cash for revenue expenditure are treated as income on the basis of expenditure incurred.

3.16.7 Others

All other income are recognized on accrual basis.

3.17 Taxation

Current

Provision of current tax is based on the taxable income for the year determined in accordance with prevailing laws (Fourth Schedule to the Income Tax Ordinance, 2001) for taxation of income. All sources of income of the Corporation are taxed as one basket income using prevailing tax rate expected to apply to the profit for the year, if enacted. The charge for the current tax also includes adjustments, where considered necessary, to the provision for tax made in previous years arising from assessments finalized during the current year for such years.

Deferred

Deferred taxation is accounted for using the balance sheet liability method providing for temporary differences between the carrying amounts of assets and liabilities for financial reporting purposes and the amounts used for taxation purposes. The amount of deferred tax provided is based on the expected manner of realization on settlement of the carrying amount of assets and liabilities using the tax rates enacted at the reporting date.

A deferred tax asset is recognized only to the extent that it is probable that future taxable profits will be available and credits can be utilized. Deferred tax assets are reduced to the extent that it is no longer probable that the related tax benefit will be realized.

3.18 Bad and doubtful debts

Known bad debts are written off and impairment loss is recognized for debts / receivables considered doubtful.

3.19 Provisions

Provisions are recognized when the Corporation has a present legal or constructive obligation as a result of past events and it is probable that an outflow of resources embodying economic benefits will be required to settle the obligation, and a reliable estimate of the amount can be made.

3.20 Impairment of non financial assets

The carrying amounts of non financial assets are assessed at each reporting date to ascertain whether there is any indication of impairment. If any such indication exists then the asset's recoverable amount is estimated. An impairment loss is recognized, as an expense, for the amount by which the asset's carrying amount exceeds its recoverable amount.

The recoverable amount is the higher of an asset's fair value less cost to sell and value in use. Value in use is ascertained through discounting of the estimated future cash flows using a discount rate that reflects current market assessments of the time value of money and the risk specific to the assets. For the purpose of assessing impairment, assets are grouped at the lowest levels for which there are separately identifiable cash flows (cash generating units).

3.21 Related party transactions and transfer pricing

Transactions and contracts with the related parties are carried out at arm's length price determined in accordance with comparable uncontrolled price method.

3.22 Cash and cash equivalents

These include cash and bank balances and deposits maturing within twelve months.

3.23 Dividend distributions and appropriations

Dividend distributions and appropriations are recorded in the period in which the distributions and appropriations are approved.

3.24 Earnings per share

The Corporation presents basic and diluted Earnings Per Share (EPS) for its shareholders. Basic EPS is calculated by dividing the profit or loss attributable to ordinary shareholders of the Corporation by the weighted average number of ordinary shares outstanding during the year. Diluted EPS is calculated if there is any potential dilutive effect on the Corporation's reported net profits.

3.25 Segment reporting

Operating segment is a distinguishable component of the Corporation that is engaged in providing services that are subject to risks and returns that are different from those of other operating segments. The Corporation accounts for segment reporting of operating results using the classes of business as specified under the Insurance Ordinance, 2000 and the Insurance Regulations, 2017.

The Corporation's business segments are currently reported five statutory funds, separately in respect of each class of life insurance business.

3.26 Foreign currency translations

Foreign currency transactions during the year are recorded at the exchange rate approximating those ruling on the date of transaction. Monetary assets and liabilities in foreign currencies are translated at the rate of exchange which approximates those prevailing on the reporting date. Gains and losses on translations are taken to income currently. Non monetary items that are major in terms of historical cost in a foreign currency are translated using the exchange rates as at the date of initial transactions. Non monetary items measured at fair value in a foreign currency are translated using the exchange rate at the date when the fair value was determined.

3.27 Leases

The Corporation recognizes a right-of-use asset and a lease liability at the lease commencement date. The right-of-use asset is initially measured based on the initial amount of the lease liability adjusted for any lease payments made at or before the commencement date, plus any initial direct costs incurred and an estimate of costs to dismantle and remove the underlying asset or to restore the underlying asset or the site on which it is located, less any lease incentives received. The right-of-use asset is depreciated on a straight-line method over the lease term as this method most closely reflects the expected pattern of consumption of the future economic benefits. The lease term includes periods covered by an option to extend if the Corporation is reasonably certain to exercise that option. In addition, the right-of-use asset is periodically reduced by impairment losses, if any, and adjusted for certain remeasurements of the lease liability.

The lease liability is initially measured at the present value of the lease payments that are not paid at the commencement date, discounted using the interest rate implicit in the lease or, if that rate cannot be readily determined, the Corporation's incremental borrowing rate. Generally, the Corporation uses its incremental borrowing rate as the discount rate.

The lease liability is subsequently measured at amortized cost using the effective interest method. It is remeasured when there is a change in future lease payments arising from a change in fixed lease payments or an index or rate, if there is a change in the Corporation's estimate of the amount expected to be payable under a residual value guarantee, or if the Corporation changes its assessment of whether it will exercise a purchase, extension or termination option.

When the lease liability is remeasured in this way, a corresponding adjustment is made to the carrying amount of the right-of-use asset, or is recorded in profit or loss if the carrying amount of the right-of-use asset has been reduced to zero.

The Corporation has elected to apply the practical expedient to account for each lease component and any non-lease components as a single lease component and not to recognize right-of-use assets and lease liabilities for short-term leases that have a lease term of 12 months or less and leases of low-value assets. The lease payments associated with these leases is recognized as an expense on a straight-line basis over the lease term.

3.28 Financial instruments

Financial assets and financial liabilities are recognized when the Corporation becomes a party to the contractual provisions of the financial instrument. Financial assets and financial liabilities are recognized initially at cost including associated transaction costs which is the fair value of the consideration given.

The financial assets and financial liabilities are measured subsequently as described below:

Financial assets

For the purpose of subsequent measurement, financial assets are classified into the following categories upon initial recognition:

- Other loans and receivables;
- Held to maturity; and
- Fair value through profit or loss.

Other loans and receivables

Other loans and receivables are non-derivative financial assets with fixed or determinable payments that are not quoted in an active market. After initial recognition, these are carried at amortized cost.

Held to maturity

These include held to maturity investments that are financial assets with fixed or determinable payments and fixed maturity and the Corporation has a positive intent and ability to hold these investments till maturity. After initial recognition, these are carried at amortized cost.

Fair value through profit or loss

These are investment are initially recognized at cost being the fair value the of consideration given and its related transaction cost are charged to profit and loss account. These investment are subsequently measured at their market value with any gain or loss in statement of comprehensive income.

Impairment of financial assets

A financial asset is assessed at each reporting date to determine whether there is any objective evidence that it is impaired. A financial asset is considered to be impaired if objective evidence indicates that one or more events have had a negative effect on the estimated future cash flows of that asset. An impairment loss is reversed if there has been a change in the estimates used to determine the recoverable amount. An impairment loss is reversed only to the extent that the asset's carrying amount does not exceed the carrying amount that would have been determined, if no impairment loss had been recognized.

Derecognition

Financial assets are derecognized at the time when the Corporation loses control of the contractual rights that comprise the financial assets. Financial liabilities are derecognized at the time when they are extinguished, that is, when the obligation specified in the contract is discharged, cancelled, or expired. Any gains or losses on derecognition of financial assets and financial liabilities are taken to the statement of comprehensive income immediately.

Off setting

Financial assets and liabilities are off set and the amount is reported in the statement of financial position if the Corporation has a legal right to set-off the transactions and also intends either to settle on a net basis or to realize the asset and settle the liability simultaneously.

Fair / market value measurements

For investments in Government securities, fair / market value is determined by reference to quotations obtained from Reuters page (PKRV) / (PKISRV) where applicable. For investments in quoted marketable securities, other than Term Finance Certificates / Corporate Sukuks, fair / market value is determined by reference to Stock Exchange quoted market price at the close of business on reporting date. The fair market value of Term Finance Certificates / Corporate Sukuks and investment in Mutual Fund is as per the rates issued by the Mutual Funds Association of Pakistan (MUFAP).

Financial liabilities

For the purpose of subsequent measurement, financial liabilities are measured at amortized cost using effective interest method, which approximates to its cost except for policyholders' liabilities and liability for claims incurred but not reported (IBNR) which are measured on the basis of actuarial valuations.

3.29 Investment in subsidiaries and associates

Investment in subsidiaries has been carried at cost less provision for impairment (if any).

The Corporation carries its investment in associates at fair value through profit or loss, considering the investment made through investment-linked insurance funds.

3.30 Takaful Operator's Fee

The shareholders of the Corporation manage the Window Takaful operations for the participants. Accordingly, the Corporation is entitled to Takaful Operator's Fee for the management of Window Takaful Operations under the Waqf Fund, to meet its general and administrative expenses. The Takaful Operator's fee, termed Wakala Fee, is recognized upfront.

		2023	2022
	Note	----- (Rupees in '000) -----	
4	PROPERTY AND EQUIPMENT		
	Operating assets	<u>1,397,309</u>	<u>1,033,492</u>

2023												
Description	Cost				Depreciation				Written down value as at		Depreciation Rate (%)	
	As at 01 January	Additions/ (disposals)	Adjustment	Transfer from Investment Property / Capital work in progress	As at 31 December	As at 01 January	For the year/ (disposal)	Adjustment	Transfer from Investment Property	As at 31 December		31 December, 2023
(Rupees in '000)												
Building, roads and structure	648,472	8,966 (213)	-	81,548	738,773	170,285	11,030 (213)	-	-	181,102	557,671	1
Electric installation and fittings	719,727	50,564 (3,877)	-	56,157	822,571	626,638	39,828 (3,889)	-	-	662,577	159,994	10
Furniture and fixture	729,278	88,739 (7,158)	-	-	810,859	476,562	40,188 (1,627)	-	-	515,123	295,736	10
Office equipment	236,925	66,268 (1,830)	-	-	301,363	185,803	13,028 (114)	-	-	198,717	102,646	10 to 30
Computer installations-basic	994,367	78,833 (4,409)	-	-	1,068,791	844,698	55,275 (717)	-	-	899,256	169,535	30
Computer installations-peripherals	93,822	10,950 (1,307)	-	-	103,465	85,157	4,441 (1,287)	-	-	88,311	15,154	30
Vehicles	201,884	104,276 (21)	-	-	306,139	201,840	7,747 (21)	-	-	209,566	96,573	20
	3,624,475	408,596 (18,815)	-	137,705	4,151,961	2,590,983	171,537 (7,868)	-	-	2,754,652	1,397,309	

2022												
Description	Cost				Depreciation				Written down value as at		Depreciation Rate (%)	
	As at 01 January	Additions/ (disposals)	Adjustment	Transfer from Investment Property / Capital work in progress	As at 31 December	As at 01 January	For the year/ (disposal)	Adjustment	Transfer from Investment Property	As at 31 December		31 December, 2022
(Rupees in '000)												
Building, roads and structure	634,868	13,604 -	-	-	648,472	155,476	14,809 -	-	-	170,285	478,187	1
Electric installation and fittings	683,806	40,858 (4,937)	-	-	719,727	598,611	32,964 (4,937)	-	-	626,638	93,089	10
Furniture and fixture	631,838	102,342 (4,902)	-	-	729,278	439,629	41,831 (4,898)	-	-	476,562	252,716	10
Office equipment	220,930	16,839 (844)	-	-	236,925	171,436	15,206 (839)	-	-	185,803	51,122	10 to 30
Computer installations-basic	874,461	123,208 (3,302)	-	-	994,367	809,082	38,889 (3,273)	-	-	844,698	149,669	30
Computer installations-peripherals	89,166	5,332 (676)	-	-	93,822	82,011	3,822 (676)	-	-	85,157	8,665	30
Vehicles	199,327	2,564 (7)	-	-	201,884	196,965	4,882 (7)	-	-	201,840	44	20
	3,334,396	304,747 (14,668)	-	-	3,624,475	2,453,210	152,403 (14,630)	-	-	2,590,983	1,033,492	

4.2

Assets with zero value

Description of Assets	2023			2022		
	Cost	Net book value	Number of items	Cost	Net book value	Number of items
(Rupees in '000)						
Furniture and fixture	272,700	-	45,393	209,269	-	31,473
Office equipment	139,822	-	8,025	104,932	-	4,409
Computer installation - basic	703,627	-	10,069	571,812	-	4,963
Computer installation - peripheral	76,555	-	9,232	60,166	-	1,765
Vehicles	141,351	-	227	114,800	-	121
	1,334,055	-	72,946	1,060,979	-	42,731

4.3

There are no assets held by third parties as at reporting date.

5	INVESTMENT PROPERTIES	Note	2023	2022
			(Rupees in '000)	
	Investment properties	5.1	3,451,021	3,175,533
	Less: Provision for impairment in value	5.4	(2,672)	(2,715)
			<u>3,448,349</u>	<u>3,172,818</u>
	Capital work in progress	5.8	18,112	400,264
			<u>3,466,461</u>	<u>3,573,082</u>

5.1 Investment Properties

	2023									
	Cost				Depreciation				Written down value as at	
	As at 01 January	Additions/ (disposals)	Transfer in from Capital work in progress	As at 31 December	As at 01 January	For the year	Transfer to Property and Equipment	As at 31 December	31 December, 2023	Depreciation Rate (%)
	(Rupees in '000)									
Freehold land	274,616	-	-	274,616	-	-	-	-	274,616	-
Leasehold land	332,697	-	-	332,697	124,946	3,865	-	128,811	203,886	1 to 5
Leasehold improvements	19,279	-	-	19,279	12,085	849	-	12,934	6,345	5
Building, roads and structure	2,694,111	20,635	190,460	2,905,206	423,503	25,301	-	448,804	2,456,402	1
Electric installation and fittings	1,638,310	17,877	131,159	1,787,346	1,222,946	54,628	-	1,277,574	509,772	10
	<u>4,959,013</u>	<u>38,512</u>	<u>321,619</u>	<u>5,319,144</u>	<u>1,783,480</u>	<u>84,643</u>	<u>-</u>	<u>1,868,123</u>	<u>3,451,021</u>	
	2022									
	Cost				Depreciation				Written down value as at	
	As at 01 January	Additions/ (disposals)	Transfer in from Capital work in progress	As at 31 December	As at 01 January	For the year	Transfer to Property and Equipment	As at 31 December	31 December, 2022	Depreciation Rate (%)
	(Rupees in '000)									
Freehold land	274,616	-	-	274,616	-	-	-	-	274,616	-
Leasehold land	332,697	-	-	332,697	121,081	3,865	-	124,946	207,751	1 to 5
Leasehold improvements	19,279	-	-	19,279	11,235	850	-	12,085	7,194	5
Building, roads and structure	2,680,901	13,210	-	2,694,111	400,594	22,909	-	423,503	2,270,608	1
Electric installation and fittings	1,626,006	12,304	-	1,638,310	1,178,258	44,688	-	1,222,946	415,364	10
	<u>4,933,499</u>	<u>25,514</u>	<u>-</u>	<u>4,959,013</u>	<u>1,711,168</u>	<u>72,312</u>	<u>-</u>	<u>1,783,480</u>	<u>3,175,533</u>	

5.2 The market value of the investment properties, owned by the Corporation as determined by the independent valuers, amounted to Rs. 132,750 million (2022: Rs. 109,852 million). The forced sale value of the investment properties, owned by the Corporation as determined by the independent valuers (i.e. RBS Associates (Private) Limited) as at December 31, 2023, amounted to Rs. 119,480 million (2022: Rs. 98,867 million).

5.3 The above includes, title deeds of 61 land/buildings, that were taken over by the Corporation under the Life Insurance (Nationalization) Order, 1972 (LINO) dated November 01, 1972 and have been transferred in the name of the Corporation. The title deeds 13 buildings / plots (2022: 13 buildings / plots) are still in the name of defunct insurance companies that were merged in the Corporation as per the LINO order.

5.4 There are properties costing Rs. 4.269 million (2022: Rs. 4.269 million) having written down value of Rs. 2.672 million (2022: Rs. 2.715 million) to which the Corporation's title is disputed. Against this, a provision of Rs. 2.715 million (2022: Rs. 2.715 million) exists.

5.5 The Corporation has a plot at Rawalpindi costing Rs. 0.581 million (2022: Rs. 0.581 million) for which execution of title deed is pending due to dispute with the Cantonment Board, Rawalpindi.

5.6 The Corporation has a plot at Mirpur (Azad Kashmir) costing Rs. 1.192 million (2022: Rs. 1.192 million) for which execution of title deed remain pending.

5.7 The investment properties also include Rs. 23 million (2022: Rs. 23 million) paid by the Corporation to the People Media Foundation (PMF) for acquisition of ground floor measuring 13,000 sq. ft. in PMF Complex

(Press Club Building) at G-8, Markaz, Islamabad. The Corporation has taken over the possession of ground floor in July 1996, under an irrevocable General Power of Attorney, as the construction of building was incomplete. The management of the Corporation is of the opinion that under irrevocable General Power of Attorney, the Corporation is in a position to freely transfer the title of said property in its own name.

5.8 Capital work in progress	Note	2023	2022
		----- (Rupees in '000) -----	
Opening balance		400,264	399,393
Additions	5.8.1	77,172	871
Transfer to investment properties		(321,619)	-
Transfer to property and equipment		(137,705)	-
Closing balance		<u>18,112</u>	<u>400,264</u>

5.8.1 This mainly represents the amount incurred in respect of Rahim Yar Khan projects.

6 INVESTMENTS IN SUBSIDIARIES

Alpha Insurance Company Limited	6.1	298,918	298,918
State Life (Lakie Road) Properties (Private) Limited	6.1	12,910	12,910
Less provision for impairment		(12,910)	(12,910)
State Life (Abdullah Haroon Road) Properties (Private) Limited	6.1	26,182	26,182
Less: provision for impairment		(1,482)	(1,482)
		<u>323,618</u>	<u>323,618</u>

6.1 Investment in Subsidiaries

2023	2022	Face value Rs.	Company Name	2023	2022
----- Number of shares -----				----- (Rupees in '000) -----	
47,574,843	47,574,843	10	Alpha Insurance Company Limited Equity held 95.15% (2022:95.15%)	298,918	298,918
414,916	414,916	10	State Life (Lakie Road) Properties (Pvt) Limited Equity held 100% (2022:100%)	12,910	12,910
779,500	779,500	10	State Life (Abdullah Haroon Road) Properties (Pvt) Limited Equity held 100% (2022:100%)	26,182	26,182
				<u>338,010</u>	<u>338,010</u>

6.2 The Corporation's interests in its subsidiaries were as follows:

Name	Country of Incorporation	2023					
		Assets	Liabilities	Break up value per share	Revenues	(Loss) / Profit	% of interest held
----- (Rupees in '000) -----							
Alpha Insurance Company Limited	Pakistan	1,270,942	552,803	14.36	246,992	49,571	95.15%
State Life (Lakie Road) Properties (Private) Limited	Pakistan	2,951	9,648	(16.14)	121	(310)	100%
State Life (Abdullah Haroon Road) Properties (Private) Limited (Note 6.2.1)	Pakistan	111,504	10,502	129.57	13,140	12,768	100%
Total at the end of 2023		<u>1,385,397</u>	<u>572,953</u>		<u>260,253</u>	<u>62,029</u>	

Name	Country of Incorporation	2022					
		Assets	Liabilities	Break up value per share	Revenues	(Loss) / Profit	% of interest held
----- (Rupees in '000) -----							
Alpha Insurance Company Limited	Pakistan	1,154,685	466,485	13.76	182,580	(14,283)	95.15%
State Life (Lakie Road) Properties (Private) Limited	Pakistan	3,004	9,444	(15.52)	121	(3,961)	100%
State Life (Abdullah Haroon Road) Properties (Private) Limited	Pakistan	33,934	1,100	42.12	2,500	1,232	100%
Total at the end of 2022		<u>1,191,623</u>	<u>477,029</u>		<u>185,201</u>	<u>(17,012)</u>	

6.2.1 The Board of Directors in their meeting held on March 25, 2015 decided to liquidate State Life (Abdullah Haroon Road) Properties (Private) Limited. The Board of Directors in their 240th meeting held on August 11, 2015 approved the above said transaction and authorized certain persons to appear in all matters concerning purchase and transfer of property. As of the reporting date, the transaction is in the process of being executed.

7 INVESTMENTS IN EQUITY SECURITIES

Note	2023			2022			
	Cost	Impairment / provision	Carrying value	Cost	Impairment / provision	Carrying value	
----- (Rupees in '000) -----							
FAIR VALUE THROUGH PROFIT OR LOSS							
Related parties							
Listed shares	7.1	3,586,106	-	19,186,769	3,531,054	-	15,684,413
Unlisted shares		5,000	-	5,000	5,000	-	5,000
Others							
Listed shares	7.2	68,090,035	-	126,354,910	31,378,679	-	62,044,839
Unlisted shares	7.3	279,425	(215,623)	63,802	276,097	(212,295)	63,802
Unlisted preference shares		3,743	(2,982)	761	3,743	(2,483)	1,260
		<u>71,964,309</u>	<u>(218,605)</u>	<u>145,611,242</u>	<u>35,194,573</u>	<u>(214,778)</u>	<u>77,799,314</u>

7.1 This includes carrying value of Pakistan Reinsurance Company Limited (associated company) amounting to Rs. 1,689 million (2022: Rs. 1,507 million).

7.2 This includes 653,995 shares (2022: 653,995) owned by Corporation in National Bank of Pakistan on behalf of Life Insurance Corporation of India (LIC) which has a carrying value of Rs. 21.00 million (2022: Rs. 15.43 million).

7.3 Name of the chief executives of companies which forms majority portion of total investment in unlisted equities is given below:

Company	Chief Executive	Shareholding	No of Shares	Carrying Value in Rupees
Peoples Steels Mills Limited	Brig. Shuja Hassan	N/A	1,998,967	12,681,714
Al Baraka Bank Pakistan Limited	Mr. Ahmed Shuja	1.10%	4,941,176	52,522,921
Arabian Sea Country Club Limited	Mr. Arif Ali Khan	N/A	500,000	351,049
State Bank of Pakistan	Mr. Jameel Ahmed	N/A	29,458	3,221,374
Pakistan Emerging Ventures Limited	Mr. Saeed Khan	3.33%	12,500,000	24,771

8 INVESTMENTS IN MUTUAL FUNDS

Note	2023			2022			
	Cost	Impairment / provision for the year	Carrying value	Cost	Impairment / provision for the year	Carrying value	
FAIR VALUE THROUGH PROFIT OR LOSS							
----- (Rupees in '000) -----							
Listed - Others							
Open & close ended mutual fund	8.1	3,282,447	-	7,159,700	3,282,447	-	5,613,601
Unlisted - Others							
Close ended mutual fund	8.2	594,190	-	2,298,569	594,190	-	1,556,166
		<u>3,876,637</u>	<u>-</u>	<u>9,458,269</u>	<u>3,876,637</u>	<u>-</u>	<u>7,169,767</u>

8.1 Open & close ended mutual fund

	2023			2022		
	Number of units	Cost Rs. in '000	Carrying value Rs. in '000	Number of units	Cost Rs. in '000	Carrying value Rs. in '000
Open ended mutual funds						
Pakistan Life Fund						
National Investment Trust Units	75,996,262	2,304,969	5,769,636	75,996,262	2,304,969	4,394,103
Pak Capital Market Fund	129,297	373	1,983	124,603	373	1,302
NIT Government Bond Fund	28,278,954	300,000	310,986	28,278,954	300,000	296,847
NIT Income Fund	9,831,295	100,000	110,901	9,831,295	100,000	106,647
NIT Islamic Equity Fund	26,316,595	200,000	258,955	24,320,164	200,000	175,105
HBL Growth Fund"B"(PICIC Growth Fund)	12,384,663	-	234,937	12,384,663	-	150,474
HBL Investment Fund -Class"B"	1,663,367	-	15,353	1,663,367	-	9,997
HBL Money Market Fund	610,029	50,000	69,354	610,029	50,000	67,140
Al Meezan Mutual Fund	9,143,431	39,311	215,694	9,143,431	39,311	142,912
Pakistan Capital Market Fund	34,348	962	4,558	34,348	962	2,741
JS Growth Fund	281,952	19,867	59,825	281,952	19,867	39,755
Close ended mutual funds						
HBL Growth Fund"A"(PICIC Growth Fund)	12,024,904	243,312	101,971	12,024,904	243,312	216,208
HBL Investment Fund-Class"A"	1,607,710	23,653	5,547	1,607,710	23,653	10,370
		<u>3,282,447</u>	<u>7,159,700</u>		<u>3,282,447</u>	<u>5,613,601</u>

8.2 Close ended mutual funds

	2023			2022		
	Number of units	Cost Rs. in '000	Carrying value Rs. in '000	Number of units	Cost Rs. in '000	Carrying value Rs. in '000
Pakistan Life Fund						
NIT Equity Market Opportunity Fund	10,179,666	594,190	2,298,569	10,179,666	594,190	1,556,166
		<u>594,190</u>	<u>2,298,569</u>		<u>594,190</u>	<u>1,556,166</u>

9 INVESTMENTS IN GOVERNMENT SECURITIES

	Maturity Year	Effective Yield (%)	2023			2022	
			Amortized Cost	Principal Payment	Carrying Value	Effective Yield (%)	Carrying Value
----- (Rupees in '000) -----							
HELD TO MATURITY							
Pakistan Investment Bond							
3 year Pakistan Investment Bonds	2025 - 2026	17.92% - 19.39%	227,893,674	250,600,000	227,893,674	15.93% - 16.99%	67,234,614
5 year Pakistan Investment Bonds	2024 -2027	16.21% - 21.36%	198,903,155	208,475,000	198,903,155	14.60% - 16.99%	232,657,424
10 year Pakistan Investment Bonds	2024 - 2033	14.94% - 21.37%	489,926,970	508,768,300	489,926,970	13.87% - 16.65%	432,458,978
15 year Pakistan Investment Bonds	2026 -2035	14.63% - 17.11%	114,206,245	112,353,700	114,206,245	13.62% - 16.99%	115,332,892
20 year Pakistan Investment Bonds	2024 - 2039	14.68% - 21.37%	71,252,327	70,091,300	71,252,327	13.86% - 16.96%	70,655,625
30 year Pakistan Investment Bonds	2036 - 2038	13.89% - 14.78%	37,824,081	40,050,000	37,824,081	13.77% -13.78%	37,766,082
			<u>1,140,006,452</u>	<u>1,190,338,300</u>	<u>1,140,006,452</u>		<u>956,105,615</u>
Sukuk Bonds (Takaful)							
	2025 - 2027		1,137,444	1,137,444	1,137,444		511,333
Islamic Republic of Pakistan Bond							
			18,686,308	-	18,686,308		14,700,870
Treasury Bills							
1 year Pakistan Treasury Bills	2024	21.40% - 22.85%	58,411,631	62,600,000	58,411,631		162,353,685
			<u>1,218,241,835</u>	<u>1,254,075,744</u>	<u>1,218,241,835</u>		<u>1,133,671,503</u>

- 9.1 Government securities include Rs. 501.5 million (2022: Rs. 501.5 million) placed with the State Bank of Pakistan, in accordance with Section 29 of the Insurance Ordinance, 2000.
- 9.2 Market value of government securities carried at amortized cost amounted to Rs. 1,074,912 million (2022: Rs. 999,073 million), which has been done based on PKRV valuation technique taken by MUFAP.

10 INVESTMENTS IN DEBT SECURITIES

	Note	2023			2022		
		Cost	Impairment / provision	Carrying value	Cost	Impairment / provision	Carrying value
HELD TO MATURITY - OTHERS							
----- (Rupees in '000) -----							
Debentures	10.1	7,573	(7,573)	-	7,573	(7,573)	-
Foreign fixed income securities	10.2	13,240,251	-	13,240,251	10,763,786	-	10,763,786
		<u>13,247,824</u>	<u>(7,573)</u>	<u>13,240,251</u>	<u>10,771,359</u>	<u>(7,573)</u>	<u>10,763,786</u>

- 10.1 Debentures include an amount of Rs. 7.573 million (2022: Rs. 7.573 million) pertaining to those companies which are in liquidation process since 1974. Further, a court case is in process against the Colony Textile Mills Limited against debenture loan amounting to Rs. 0.678 million (2022: Rs. 0.678 million). The Corporation had made full provision against these debentures.
- 10.2 It represents investments made by gulf zone of the Corporation.

	Note	2023	2022
		----- (Rupees in '000) -----	
11 INSURANCE / REINSURANCE RECEIVABLES			
Unsecured and considered good			
Due from insurance contract holders		183,224,823	77,397,131
Less: provision for impairment of receivables from Insurance contract holders		-	-
		1,340,908	695,565
Due from other insurers / reinsurers / retakaful		-	-
Less: provision for impairment of due from other insurers / reinsurers		-	-
		<u>184,565,731</u>	<u>78,092,696</u>

12 OTHER LOANS AND RECEIVABLES

Accrued investment income		76,587,035	58,152,076
Loans to agents		98,204	86,441
Loans to employees	12.1	1,420,194	936,969
Advance to contractors & security deposit		365,010	379,491
Other receivables		17,080,987	5,278,891
Deposit against bank guarantee		351,516	447,701
		<u>95,902,946</u>	<u>65,281,569</u>

- 12.1 This represents unsecured interest free short-term advances and loans to employees amounting to Rs. 427.402 million (2022: Rs. 326.779 million). Further, this also includes secured loans to employees amounting to Rs. 992.792 million (2022: Rs. 610.190 million) bearing interest rate of 8% per annum which are secured against documents of property / vehicle.

13 PREPAYMENTS

Prepaid miscellaneous expenses		168,221	42,011
Prepaid rent		116,381	24,094
		<u>284,602</u>	<u>66,105</u>

	Note	2023	2022
----- (Rupees in '000) -----			
14 CASH & BANK			
Cash and cash equivalent			
- Cash in hand		176	644
- Cash in transit		61,097	3,207,642
- Policy & Revenue stamps, Bond papers		14,341	9,608
Cash and bank			
- Current account		13,318,736	11,084,563
- Saving account	14.2	58,923,393	30,399,795
- Fixed deposits maturing after 12 months	14.3	9,909,273	3,643,189
		<u>82,227,016</u>	<u>48,345,441</u>
14.1 Cash and cash equivalent include the following for the purposes of the statement of cash flows:			
Cash and cash equivalent			
- Cash in hand		176	644
- Cash in transit		61,097	3,207,642
- Policy & Revenue stamps, Bond papers		14,341	9,608
		<u>75,614</u>	<u>3,217,894</u>
Cash and bank			
- Current account		13,318,736	11,084,563
- Saving account		58,923,393	30,399,795
Cash and cash equivalent		<u>72,317,743</u>	<u>44,702,252</u>
14.2	These carry mark-up ranging from 14.50% to 20.75% (2022: 9.00% to 15.10%) per annum.		
14.3	These carry mark-up ranging from 18.00% to 22.00% (2022: 13.00% to 16.70%) per annum.		
15 ORDINARY SHARE CAPITAL			
15.1 AUTHORIZED CAPITAL			
		<u>2023</u>	<u>2022</u>
		Number of shares	
		<u>90,000,000</u>	<u>80,000,000</u>
	Ordinary shares of Rs. 100 each	<u>9,000,000</u>	<u>8,000,000</u>
15.2 Issued, subscribed and paid up share capital			
		<u>2023</u>	<u>2022</u>
		Number of shares	
		<u>62,000,000</u>	<u>49,000,000</u>
	Ordinary shares of Rs. 100 each fully paid in cash	<u>6,200,000</u>	<u>4,900,000</u>
	Issued during the year. 15.3	<u>1,800,000</u>	<u>1,300,000</u>
		<u>8,000,000</u>	<u>6,200,000</u>
15.3	During the year, the Corporation issued share capital amounting to Rs. 1,800 million (2022: 1,300 million) with the approval of Finance Division wing of Government of Pakistan vide letters dated October 17, 2023.		

16	LEDGER ACCOUNT C & D	Note	2023	2022
			----- (Rupees in '000) -----	
	Opening balance		27,400,780	12,134,493
	Change in solvency margin through statement of comprehensive income		16,815,579	15,266,287
			44,216,359	27,400,780
	Related deferred tax liability on:			
	Opening balance		(9,210,234)	(3,489,579)
	Charge to statement of comprehensive income		(6,405,698)	(5,720,655)
	Closing balance		(15,615,932)	(9,210,234)
	Net of tax		28,600,427	18,190,546
17	RESERVES			
	Revenue reserves			
	General reserve		1,661,919	808,314
18	INSURANCE LIABILITIES			
	Reported outstanding claims (including claims in payment)	18.1	194,249,640	118,667,425
	Incurred but not reported claims (IBNR)	18.2	9,398,543	7,672,373
	Investment Component of Unit Linked and Account Value Policies	18.3	804,216	300,962
	Liabilities under individual conventional insurance contracts	18.4	1,589,029,838	1,385,674,040
	Liabilities under group insurance contracts (other than investment linked)	18.5	7,976,153	8,285,685
	Other insurance liabilities (premium deficiency reserve)	18.6	1,522,083	1,408,027
			1,802,980,473	1,522,008,512
18.1	Reported outstanding claims (including claims in payment)			
	Gross of Reinsurance			
	Payable within one year		194,249,640	118,667,425
	Payable over a period of time exceeding one year		-	-
			194,249,640	118,667,425
	Recoverable from Reinsurance			
	Receivable within one year		-	-
	Receivable over a period of time exceeding one year		-	-
			-	-
	Net reported outstanding claims		194,249,640	118,667,425
18.2	Incurred but not reported claims (IBNR)			
	Gross of reinsurance		9,398,543	7,672,373
	Reinsurance recoveries		-	-
	Net of reinsurance		9,398,543	7,672,373
18.3	Investment Component of Unit Linked and Account Value Policies			
	Investment Component of Unit Linked Policies		804,216	300,962
18.4	Liabilities under individual conventional insurance contracts			
	Gross of reinsurance		1,590,359,425	1,386,839,056
	Reinsurance credit		(1,329,587)	(1,165,016)
	Net of reinsurance		1,589,029,838	1,385,674,040
18.5	Liabilities under group insurance contracts (other than investment linked)			
	Gross of reinsurance		7,976,153	8,285,685
	Reinsurance credit		-	-
	Net of reinsurance		7,976,153	8,285,685
18.6	Other insurance liabilities (premium deficiency reserve)			
	Gross of reinsurance		1,553,747	1,421,187
	Reinsurance recoveries		(31,664)	(13,160)
	Net of reinsurance		1,522,083	1,408,027

19	RETIREMENT BENEFIT OBLIGATIONS	Note	2023	2022
			----- (Rupees in '000) -----	
	Post retirement benefit	19.1	4,924,749	4,198,662
	Accumulated Compensation Absences	19.2	2,179,000	1,915,000
			<u>7,103,749</u>	<u>6,113,662</u>

As stated in note 3.14, the Corporation operates Employees' Pension Fund, Officers' Gratuity Funds, Employees' Unfunded Gratuity Scheme and Employees' Post Retirement Medical benefits.

The latest actuarial valuation of the scheme as at December 31, 2023 was carried out using the projected unit credit method. The results of the actuarial valuation are as follows:

19.1 Post retirement benefit

	Employees' Pension Funds		Officers Gratuity Funds		Employees' Unfunded Gratuity Scheme		Employees' PRMB Scheme	
	2023	2022	2023	2022	2023	2022	2023	2022
(Rupees in '000)								
Balance Sheet Reconciliation								
Fair value of plan assets	30,859,384	27,601,890	23,477	68,621	-	-	-	-
Present value of defined benefit obligations	(32,290,270)	(29,328,783)	(17,217)	(37,293)	-	-	(3,500,124)	(2,503,097)
Arrears	-	-	-	-	-	-	-	-
Recognized liability	(1,430,885)	(1,726,893)	6,260	31,328	-	-	(3,500,124)	(2,503,097)
Movement in the fair value of plan assets								
Fair value as at January 1	27,601,890	27,052,518	68,621	97,996	-	-	-	-
Expected return on plan assets	3,917,881	3,253,101	8,104	9,103	-	-	-	-
Actuarial gains / (losses)	(727,098)	(2,610,207)	1,752	(4,436)	-	-	-	-
Employer contributions	66,712	(93,522)	(45,520)	(19,534)	-	-	-	-
Benefits paid	-	-	(9,480)	(14,508)	-	-	-	-
Fair value as at December 31	30,859,385	27,601,890	23,477	68,621	-	-	-	-
Movement in the defined benefit obligations								
Obligation as at January 1	29,328,784	28,678,677	37,293	76,328	-	-	2,503,097	2,798,838
Service cost	841,843	923,897	679	1,505	-	-	718,920	106,418
Interest cost	4,184,034	3,549,174	3,609	6,801	-	-	356,438	342,874
Liability in respect of promotees	-	-	-	-	-	-	-	-
Settlement and Curtailment	-	-	-	-	-	-	-	-
Actuarial losses / (gains)	(166,037)	(2,448,309)	32,947	(13,989)	-	-	43,284	(640,870)
Benefits paid	(1,898,354)	(1,374,656)	(57,311)	(33,352)	-	-	(121,615)	(104,163)
Obligation as at December 31	32,290,270	29,328,783	17,217	37,293	-	-	3,500,124	2,503,097

	Employees' Pension Funds		Officers Gratuity Funds		Employees' Unfunded Gratuity Scheme		Employees' PRMB Scheme	
	2023	2022	2023	2022	2023	2022	2023	2022
Cost								
Current service cost	841,843	923,897	679	1,505	-	-	718,920	106,418
Interest cost	4,184,034	3,549,174	3,609	6,801	-	-	356,438	342,874
Expected return on plan assets	(3,917,881)	(3,253,101)	(8,104)	(9,103)	-	-	-	-
Settlement and curtailment	-	-	-	-	-	-	-	-
Recognition of actuarial loss	561,061	161,898	31,196	(9,552)	-	-	43,284	(640,870)
Expense	1,669,057	1,381,868	27,380	(10,349)	-	-	1,118,642	(191,578)
Actual return on plan assets	3,190,783	642,894	9,855	4,668	-	-	-	-
Principal actuarial assumptions used are as follows:								
Discount rate & expected return on plan assets	15.50%	14.50%	15.50%	14.50%	-	-	15.50%	14.50%
Salary increase rate	12.50%	12.00%	12.50%	12.00%	-	-	12.50%	12.00%
Pension increase rate	9.50%	9.50%	-	-	-	-	-	-
Mortality rates	----- SLIC (2001-05)-1 -----							

Maturity Profile of the Defined Benefit Obligation

Weighted average duration of the PBO	7.97	8.94	0.83	0.88	-	-	7.83	7.75
---	------	------	------	------	---	---	------	------

Distribution of timing of benefit payments (time in years)

1	2,601,045	1,821,757	10,223,587	26,349,538	-	-	265,739	188,493
2	3,081,337	2,319,316	10,069,900	8,857,205	-	-	282,946	200,109
3	3,245,257	2,761,575	-	8,966,853	-	-	327,157	235,590
4	3,560,609	2,997,130	-	-	-	-	371,717	275,375
5	4,141,157	3,249,317	-	-	-	-	423,210	314,883
6-10	26,956,168	22,681,151	-	-	-	-	3,423,569	2,344,543

Comparison for five years:

As at December 31

	2023	2022	2021	2020	2019
	----- (Rupees in '000) -----				
Fair value of plan assets	(30,882,862)	(27,670,511)	(27,150,514)	(28,095,183)	(24,126,768)
Benefit obligations	35,807,611	31,869,174	31,553,841	28,578,109	27,306,840
Arrears	-	-	36,747	-	-
Deficit	4,924,749	4,198,662	4,440,074	482,926	3,180,072

Experience adjustments

Gain / (loss) on plan assets (as percentage of plan assets)	-15.95%	-15.17%	-16.35%	-1.71%	-13.18%
Gain / (loss) on plan obligations (as percentage of plan obligations)	13.75%	13.17%	14.06%	1.69%	11.64%

The effect of a 1% movement in actuarial assumptions are as follows:

	Employees' Pension Funds		Officers Gratuity Funds		Employees' Unfunded Gratuity Scheme		Employees' PRMB Scheme	
	2023	Restated 2022	2023	2022	2023	2022	2023	2022
	----- (Rupees in '000) -----							
Impact on the defined benefit obligation								
Increase in assumption of discount rate	29,716,517	26,707,808	17,077	36,968	-	-	3,225,908	2,309,106
Decrease in assumption of discount rate	35,307,007	32,312,530	17,361	37,625	-	-	3,815,987	2,726,686
Increase in assumption of long term salary increase	32,754,882	30,337,398	17,218	37,463	-	-	3,627,398	2,603,856
Decrease in assumption of long term salary increase	31,859,521	28,360,784	17,218	37,124	-	-	3,385,122	2,410,679
Increase in assumption of pension increase rate	34,324,759	31,262,640	-	-	-	-	-	-
Decrease in assumption of pension increase rate	30,511,514	27,586,407	-	-	-	-	-	-
Expected contribution for the year.	2024		2024		2024		2024	
	Rs. '000		Rs. '000		Rs. '000		Rs. '000	
Current services cost	843,655		334		-		129,632	
Interest income / (cost) - net	226,973		(945)		-		532,351	
	<u>1,070,628</u>		<u>(611)</u>		<u>-</u>		<u>661,983</u>	

Plan assets comprise of the following:

	Employees' Pension Funds				Officers Gratuity Funds			
	2023		2022		2023		2022	
	Rs. In 000	%	Rs. In 000	%	Rs. In 000	%	Rs. In 000	%
Equity	-	-	-	-	-	-	-	-
Debt	30,307,404	98%	26,569,952	96%	-	-	-	-
Others (including cash and bank balances)	551,981	2%	1,031,938	4%	23,476	100%	68,621	100%
	<u>30,859,385</u>	<u>100%</u>	<u>27,601,890</u>	<u>100%</u>	<u>23,476</u>	<u>100%</u>	<u>68,621</u>	<u>100%</u>

19.2 Accumulated Compensation Absences Movement in Payable

	2023	2022
	----- (Rupees in '000) -----	
Opening Balance	1,915,000	1,805,000
Addition / (Reversal) during the year	264,000	110,000
Closing balance of compensated absences	<u>2,179,000</u>	<u>1,915,000</u>

20 DEFERRED TAXATION

Deferred tax credit arising in respect of

On retained balance on Ledger Account D

	2023	2022
	----- (Rupees in '000) -----	
	15,615,932	9,210,234

	Balance as at January 01, 2023	Recognised in the statement of profit or loss	Recognised in other comprehensive income	Balance as at December 31, 2023
	----- (Rupees in '000) -----			
Deferred credit arising in respect of:				
- on retained balance on Ledger Account D	<u>9,210,234</u>	<u>6,405,698</u>	<u>-</u>	<u>15,615,932</u>
	Balance as at January 01, 2022	Recognised in the statement of profit or loss	Recognised in other comprehensive income	Balance as at December 31, 2022
	----- (Rupees in '000) -----			
Deferred credit arising in respect of:				
- on retained balance on Ledger Account D	<u>3,489,579</u>	<u>5,720,655</u>	<u>-</u>	<u>9,210,234</u>

	2023	2022
	----- (Rupees in '000) -----	
21 INSURANCE / REINSURANCE PAYABLES		
Due to other insurers / reinsurers	1,994,831	1,154,322
22 OTHER CREDITORS AND ACCRUALS		
Agents commission payable	7,859,171	5,815,203
Accrued expenses	16,311,117	13,012,469
Other liabilities	29,053,483	11,408,074
	<u>53,223,771</u>	<u>30,235,746</u>

23 CONTINGENCIES AND COMMITMENTS

23.1 Contingencies

23.1.1 The Corporation filed reference applications before the Honorable High Court of Sindh contesting the decision of the ATIR for assessment years 1992-1993 to 2002-2003 relating to turnover tax. Inland Revenue Department invoked provisions of turnover tax on the ground that the tax paid under Fourth Schedule of the repealed Income Tax Ordinance, 1979 is less than turnover tax and hence, should be paid accordingly. The Corporation filed aforesaid appeals on the ground that the Fourth Schedule of the repealed Ordinance restricts taxable income to that portion of actuarial surplus which is attributed to the shareholders fund by the appointed Actuary.

Sindh High Court vide judgement dated November 24, 2020 decided these reference applications against the Corporation. Corporation has filed CPLAs before the Honorable Supreme Court of Pakistan against judgement of the Sindh High Court. Honourable Supreme Court of Pakistan has granted leave to appeal in Civil Petitions filed by the Corporation. Management of the Corporation and its tax advisor are confident that ultimate outcome of these matters will be in favour of the Corporation.

Subsequent to the above judgement of Sindh High Court, Karachi; Additional Commissioner Inland Revenue, Large Taxpayers Office, Karachi issued notices u/s 122(9) of the Income Tax Ordinance, 2001 to the Corporation for tax years 2018 to 2023. Vide aforesaid notices, it was confronted that tax paid by the Corporation under Fourth Schedule to the Ordinance for above referred tax years is less than 1.25% of its gross turnover. Hence, in terms of the provisions of section 113 of the Ordinance, Corporation is liable to pay minimum tax @ 1.25% of its gross turnover. Corporation, through its tax consultant furnished replies in which it was argued that owing to the special nature of insurance business, section 99 of the Ordinance states that taxation of insurance business is governed through special statute i.e. Fourth Schedule. Rule 2 of the Fourth Schedule provides that profit and gains of a life insurance business shall be current year's surplus appropriated to P&L Account as per advice of the appointed Actuary. Further, as per Rule 3 of the Fourth Schedule, amount paid to, reserved for or expanded on behalf of the policyholders shall be allowed as deduction. It is evident that tax can only be levied on shareholder's surplus appropriated to P&L account whereas policyholder's surplus is exempt from tax.

Major portion of the premium received from policyholders is reserved/invested in the pooled investment account to meet the statutory obligations of claim payments. Levying minimum tax on gross turnover is tantamount to tax on policyholders which is against the intent of the legislature.

Subsequent to the submission of replies, Additional Commissioner passed amended assessment orders for tax years 2018 to 2023 wherein tax demand of Rs. 14,293 million is raised. Being aggrieved from impugned assessment orders, Corporation has filed appeals before Commissioner-Appeals which are pending adjudication.

23.1.2 In the year 2010, the Inland Revenue Department served legal notices to the Corporation, requiring it to explain why the withholding tax under section 151(1)(d) of the Income Tax Ordinance, 2001 has not been deducted on payments made to the policyholders on the maturity. Those notices were related to tax years 2008 and 2009.

According to those notices, the Inland Revenue Department were of opinion that Corporation was required to withhold Income Tax on maturity claims by virtue of the said section. The Department considered that the total amount of a matured policy given to the policy holder consist of bonuses and the sum assured. The bonuses are given to the policy holder on the basis the amount of premium received during the whole term of the policy which is a form of interest or profit on debt. Hence, the Corporation u/s 151 (1)(d) is liable for deducting withholding tax @ 10% on the amount of bonuses paid to policyholder on maturity. Therefore, the Inland Revenue Department raised demands of Rs. 710.12 million and Rs. 738.51 million as withholding tax for tax year 2008 and 2009 respectively. The Corporation had filed appeals before CIR (A) on the grounds that policy contract as a debt instrument lacks legal sanctity and the definition of debt is being misinterpreted by the tax authorities.

CIR(A) decided the subject appeals in favor of Corporation vide order No. 27 & 28 dated September 29, 2011 on the grounds that the provisions of section 151(1)(d) of the Income Tax Ordinance, 2001 are not attracted to the payments made by way of bonus on the maturity of the policies as the same can not be construed to be interest or profit on debt.

The demand raised by the Department has not been enforced after above judgment of CIR (A), therefore, no payment was made against the demand. Inland Revenue Department filed appeals before the ATIR against the above orders of CIR (A) which were dismissed by learned ATIR vide order No. 506-07/KB/2012 on April 17, 2014.

Inland Revenue Department has filed appeals before High Court of Sindh, Karachi against the orders of ATIR. Management of the Corporation and its tax advisor are confident that ultimate outcome of this matter will be in favor of the Corporation and accordingly, no provision is required in these financial statements on account of this matter.

23.1.3 Inland Revenue Department served a legal notice u/s 122 (5A) on apportionment of expenses under section 67 of the Income Tax Ordinance, 2001 to the dividend income for tax year 2004. The said notice was replied by Corporation but not agreed by the concerned ACIR. Subsequently amended assessment order was passed u/s 122 (5A) which resulted in tax demand of Rs. 164.88 million. The Corporation was not in agreement with said order and preferred appeal before CIR(A). Said appeal was not upheld at this forum. Next appeal was filed before ATIR. Meanwhile the Department adjusted demand amount from the pending refunds for tax year 2010.

Appellate Tribunal Inland Revenue (ATIR) decided the above appeal in favor of Corporation vide order No/ 925/KB/2010 dated July 24, 2012; wherein the addition made u/s 67 has been deleted.

The said issue has already been decided by the Honorable High Court of Sindh, Karachi in an other appeal on the issue reported as Commissioner (Legal) Inland Revenue v/s EFU General Insurance Ltd 2011-PTD-2042.

Inland Revenue Department has passed an order u/s 124 of the Income Tax Ordinance, 2001 to give effect to the appeal Ref. Document # 11/54 dated June 24, 2014 and also issued refund of Rs. 153.75 million to the Corporation. Balance refund of Rs. 11.13 million has also been adjusted against tax liability of other tax years. In the year 2013, the Inland Revenue Department filed appeal in the Honorable High Court of Sindh against the decision of ATIR which was dismissed by the High Court of Sindh, Karachi vide order dated August 30, 2016. Inland Revenue Department has filed civil appeal before Honorable Supreme Court of Pakistan against the judgement of Honorable High Court of Sindh, Karachi which is pending adjudication.

23.1.4 In the year 2013, Inland Revenue Department issued similar notices to Corporation regarding withholding of tax on maturity proceeds of insurance policies as described in note 23.1.2. These notices were related to Tax Year 2010 to Tax Year 2012 stating that the Department holds a similar stance as described in the said note. Reply was filed by the Corporation through authorized representative which was not accepted by the Department and order u/s 161 and 205 of the Income Tax Ordinance was passed, resulting in total demand of Rs. 1,577.46 million (Rs. 1,249.14 million as withholding tax and Rs. 328.32 million as default surcharge).

The entire tax demand of Rs. 1,577.46 million was discharged under protest and without prejudice to its legal right to appeal. The Corporation filed appeals before CIR (A) which was not upheld. The Corporation then filed appeal before ATIR against the above order which has been decided in favour of Corporation vide consolidated order dated February 21, 2017. Inland Revenue Department has filed reference applications before Sindh High Court, Karachi against the order of Tribunal. Out of total tax payment of Rs. 1,577.46 million, Inland Revenue Department adjusted Rs. 587.39 million against tax demand pertaining to tax years 2011 and 2017. Balance amount of Rs. 990.08 million has been adjusted against advance tax payment for tax year 2025.

Further, LTU, Karachi had also issued notice u/s 161/205 of the Income Tax Ordinance, 2001 similar to the notices issued in the previous years to invoke the section 151 (1)(d) of the Ordinance to recover withholding tax from the Corporation on the amount of bonus paid to the policyholders on the maturity of the policies during the tax year 2013. Reply was filed through tax consultant which was not agreed by Department and order u/s 161/205 was passed and tax demand amounting to Rs. 609.23 million including default surcharge of Rs. 99.11 million was raised which was discharged without prejudice to legal rights to appeal. Appeal was filed before CIR (A) against said order which was upheld vide order # 34 dated March 30, 2015.

Inland Revenue Department has issued refund amounting to Rs. 500 million from appeal effect of Tax Year 2013 in July, 2015. Further, IR Department has adjusted outstanding demand for tax year 2009, 2010 and 2011 at Rs. 10.8 million, Rs. 12.58 million and Rs. 56.37 million respectively against pending appeal effect of tax year 2013. Balance appeal effect of Rs. 29.48 million has been adjusted against advance tax payment for tax year 2025. Inland Revenue Department has filed an appeal before ATIR against the said order of the CIR (A) which has been decided in favour of the Corporation vide order dated March 25, 2024.

The management and legal counsel are optimistic that ultimate outcome of the cases shall be decided in favor of the Corporation as ATIR has decided the appeals related to similar issue in previous years in favour of the Corporation.

23.1.5 Assessment of the Corporation for assessment years 2000-01 and 2001-02 was finalized at tax liability of Rs. 141.06 million and Rs. 216.83 million respectively. Subsequently, above assessments were revised vide orders passed u/s 221 of the Income Tax Ordinance, 2001 on the grounds that surcharge @ 5% as per Part III of First Schedule of the repealed Ordinance was not levied on the tax worked out u/s 80-D of the repealed Ordinance. Accordingly, surcharge amounting to Rs. 7.05 million and Rs. 10.84 million was levied for assessment years 2000-01 and 2001-02 respectively. Corporation, being aggrieved filed appeals before CIR-A against above impugned departmental orders on the grounds that surcharge @ 5% was not leviable in the instant case as tax has been worked out u/s 80-D of the repealed Ordinance. However, CIR-A decided the appeals against the Corporation. Thereafter, the Corporation filed appeals before ATIR against above judgement of CIR-A which were also decided against the Corporation. Subsequently, the Corporation filed reference applications before Honorable Sindh High Court, Karachi which has been decided in favor of the Corporation. Inland Revenue Department has filed civil appeals before Honorable Supreme Court of Pakistan which are pending adjudication. Last hearing in these cases were fixed on February 20, 2020. Next date of hearing is not yet announced.

23.1.6 Inland Revenue Department initiated monitoring of withholding of taxes from tax years 2009 to 2013 vide notices issued u/s 161/205 of the Income Tax Ordinance, 2001.

Based on the reply submitted by Corporation, IR Department passed orders u/s 161/205 of the Ordinance whereby tax demand amounting to Rs. 494.15 million was raised for above tax years (tax year 2009: Rs. 48.08 million, tax year 2010: Rs. 57.43 million, tax year 2011: Rs. 53.44 million, tax year 2012: Rs. 258.17 million and tax year 2013: Rs. 77.03 million). Without prejudice to the legal rights to appeal, Corporation paid above demand under protest.

Being aggrieved, Corporation filed appeals against above departmental orders before Commissioner Inland Revenue-Appeals. CIR (A) has vacated the orders passed by DCIR and directed the concerned DCIR to re-visit the case.

On the directives of CIR (A), DCIR issued notices afresh for above tax years. Corporation referred those notices to its tax consultant for compliance. On the basis of reply submitted by Corporation through consultant, DCIR passed revised orders for tax years 2009 to 2013 whereby tax demand of Rs. 403.18 million was created (tax year 2009: Rs. 58.88 million, tax year 2010: Rs. 70.01 million, tax year 2011: Rs. 64.09 million, tax year 2012: Rs. 100.38 million and tax year 2013: Rs. 109.82 million). Corporation filed appeals against aforesaid orders before CIR-A. Tax demand on account of alleged short deduction on salary and incorrect CPRs and penalty / default surcharge has either been deleted or set-aside by CIR-A. Corporation's appeals are pending before Appellate Tribunal Inland Revenue in respect of above tax years.

Further, Inland Revenue Department issued show cause notices for monitoring of withholding taxes on similar lines for tax year 2014 and 2015. On the basis of reply submitted by Corporation, Inland Revenue Department passed orders whereby tax demand amounting to Rs. 449.94 million and Rs. 572.14 million was raised for the tax year 2014 and 2015 respectively. Above orders were subsequently rectified and revised tax demand

of Rs. 212.86 million and Rs. 166.42 million was determined for tax year 2014 and 2015 respectively. Without prejudice to the legal right to appeal, Corporation has offered adjustment of tax demand for tax year 2014 from available refunds and tax demand for tax year 2015 was paid in cash.

Being aggrieved from the order of DCIR for tax year 2014 and 2015, Corporation has filed an appeal before CIRA on alleged non-provision of tax payment challans and levy of default surcharge and Penalty on account of absence of mens rea and also because of availability of significant tax refunds due to the Corporation during the default period. CIRA has set-aside the orders and directed taxation officer to revisit the issue and levy default surcharge and penalty. Corporation had challenged tax recovery of Rs. 71.31 million and Rs. 11.35 million on arbitrary basis for alleged non provision of tax payment challans in respect of tax year 2014 and 2015 respectively. CIRA has remanded back the issue for adjudication being rectificatory matter. We have written to the taxation officer to pass appeal effect orders and evidence of tax refunds were also provided, however, appeal effect orders are not yet passed.

23.1.7 Additional Commissioner Inland Revenue, Audit Range-B, Zone-III, LTU, Karachi served notice u/s 122 (9) of the Income Tax Ordinance, 2001 dated January 02, 2017 to the Corporation for tax year 2016 whereby certain issues regarding deduction claimed on account of provision for impairment in the value of investment properties, deduction claimed on account of gratuity and pension, deduction claimed on account of provision for impairment in shares, rationale for deduction of investment property related expenses, foreign tax credit u/s 103 of the Ordinance claimed in the annual tax return, taxation of dividend income as single basket income, etc were confronted. The Corporation has engaged tax consultant for responding said notice.

Subsequent to the reply filed by the Corporation through its counsel, ACIR proceeded to amend an assessment and passed an amended assessment order dated March 06, 2017 u/s 122 (5A) of the Income Tax Ordinance, 2001 whereby demand of Rs. 23.78 million was raised u/s 137 of the Income Tax Ordinance.

Since, the Corporation has pending refunds towards Inland Revenue Department, therefore; without prejudice to the legal right to appeal; the Corporation through its tax consultant in said case has requested to adjust the above demand against pending refunds.

The Corporation filed appeal against the impugned order before CIR (A). Issue related to subjecting dividend income to normal tax rate is decided in favor of the Corporation whereas issues related to deduction claimed on account of real estate expenses, provision for impairment in value of shares and value of investment properties and provision for diminution in value of investment are decided against the Corporation. Further, issue of refund adjustment amounting to Rs. 220 million against pending appeal effect of tax year 2003 were remanded back to concerned ACIR. Inland Revenue Department as well as the Corporation filed appeals before ATIR against order of CIR (A) which are pending till to date. Date of the hearing is not fixed till date.

23.1.8 Additional Commissioner Inland Revenue, Audit Range-B, Zone-III, LTU, Karachi served notice u/s 122 (9) of the Income Tax Ordinance, 2001 dated March 13, 2017 to the Corporation for tax year 2015 whereby almost similar issues as stated in note 23.1.7 were raised. Subsequent to the reply filed by the Corporation through its counsel, ACIR proceeded to amend an assessment and passed an amended assessment order dated April 13, 2017 u/s 122 (5A) of the Income Tax Ordinance, 2001 whereby demand of Rs. 163.5 million was raised u/s 137 of the Income Tax Ordinance. In said order, ACIR has incorrectly adjusted Rs. 446.61 million.

The Corporation, not in agreement with above order, filed application for rectification u/s 221 dated April 24, 2017 through tax consultant which was rejected by concerned ACIR vide letter dated April 28, 2017. Our tax consultant vide letter dated May 05, 2017 again requested for rectification of order. DCIR passed rectified order vide letter DC # 03/117 dated December 21, 2017 whereby refund of Rs. 316.74 million is determined as refundable to the Corporation.

The Corporation filed appeal against the impugned order before CIR (A). Issues related to subjecting dividend income to normal tax rate and disallowance on account of exchange loss related to foreign currency balances are decided in favor of the Corporation whereas issues related to deduction claimed on account of real estate expenses, provision for impairment in value of shares and provision for bad debts are decided against the Corporation. Further, issue of alleged tax adjustment of Rs. 446.61 million was remanded back to taxation officer. Inland Revenue Department as well as the Corporation filed appeals before ATIR against order of CIR (A) which are pending till to date. No date for the hearing is fixed till date.

23.1.9 Additional Commissioner Inland Revenue, Audit Range-B, Zone-III, LTU, Karachi served notice u/s 122 (9) of the Income Tax Ordinance, 2001 dated December 31, 2014 to the Corporation for tax year 2012 whereby certain issues regarding reconciliation of commission expense between cash flow statement and monthly withholding tax statements, short withholding of tax under various provisions of the Ordinance, taxation of dividend income as single basket income, provision for IBNR, etc were confronted. Tax consultant responded said notice on behalf of the Corporation. Additional information/explanation were also called vide letters dated February 24, 2015, September 22, 2015 and January 25, 2017. Subsequent to the reply filed by tax consultant ACIR proceeded to amend an assessment and passed an amended assessment order dated March 10, 2017 u/s 122 (5A) of the Income Tax Ordinance, 2001 whereby tax amount of Rs. 100.004 million is determined as refundable. Out of tax refundable amount, Rs. 91.05 million has been adjusted against advance tax payment for tax year 2025 whereas balance amount of Rs. 8.95 million has been disallowed by IR Department.

The Corporation has filed appeal against the impugned order before CIR (A). Issue of subjecting dividend income to normal tax rate, foreign tax credit claimed u/s 103, disallowance of provision for IBNR and disallowance of amount pertaining to investment arrangement between Corporation and Bureau of Emigration and Overseas Employment has been decided by CIR (A) in favor of Corporation vide order dated May 22, 2017. However, CIR (A) has decided the issue relating to disallowance of provision for impairment in value of shares against the Corporation. Further, issues of alleged non-deduction of tax on commission payments, payment for goods and prizes were remanded back to concerned taxation officer. Inland Revenue Department as well as Corporation has filed cross appeal before Appellate Tribunal Inland Revenue against above order of CIR (A) which is still pending till to date. Hearing before the Tribunal was fixed on April 19, 2024. Hearing has been concluded and reserved for order.

23.1.10 Additional Commissioner Inland Revenue, Audit Range-B, Zone-III, LTU, Karachi also issued notices u/s 122 of the Ordinance to the Corporation related to tax years 2011, 2013 and 2014. Vide Said notices, ACIR confronted almost similar issues as stated at note 23.1.7 and 23.1.9. the Corporation engaged A.F. Ferguson & Co. for responding these notices. Subsequently, ACIR passed amended orders whereby demand of Rs. 520.63 million was raised (Tax Year 2011: Rs. 56.37 million, Tax Year 2013 Rs. 107.12 million and Tax Year 2014: Rs. 357.14 million). Inland Revenue Department adjusted the demand related to tax year 2011 from pending appeal effect related to tax year 2013. Further, demand related to tax years 2013 and 2014 was adjusted by Inland Revenue Department from pending refund related to tax year 2015. The Corporation, being aggrieved from above orders of ACIR, filed appeals before CIR (A). Issues related to subjecting dividend income to normal tax rate, addition on account of inter-office rent expense, provision for diminution in value of investments and tax on Bureau Fund has been decided in favor of the Corporation by CIR (A). However, issues related to deduction claimed on account of real estate expenses and provision for bad and doubtful debts are decided against the Corporation. Further, issues of interest free loans to employees, alleged short withholding of tax on advertisement and training expenses and reduction in tax liability due to reduction in taxable surplus for tax years 2012 and 2013 were remanded back to concerned ACIR for re-adjudication. Inland Revenue Department as well as the Corporation filed appeals before ATIR against the orders of CIR (A). Further, on the directives of CIR (A), ACIR issued notice dated April 17, 2020 in respect of remand back issues in respect of tax year 2014. The Corporation has duly submitted relevant information along with supporting documents to the ACIR. The ACIR has not yet passed an order in respect of the same.

23.1.11 Additional Commissioner Inland Revenue, Audit Range-B, Zone-III, LTU, Karachi served notice u/s 122 of the Income Tax Ordinance, 2001 dated January 10, 2018 to the Corporation for tax year 2017. Vide Said notice, ACIR confronted issues like investment arrangement between the Corporation and Bureau of Emigration and Overseas Employment, deduction claimed on account of provision for diminution in value of investments, provision for impairment in the value of investment properties, provision for impairment in the value of shares, loans / advances to employees and agents, short withholding of tax under various provisions of the Ordinance. The Corporation engaged A.F. Ferguson & Co. for responding the notice. Subsequently, ACIR passed amended order whereby demand of Rs. 480.25 million was raised. Corporation, being aggrieved from above amended order, file appeal before CIR (A).

Further, Corporation, through its tax consultant, also file application for stay of tax demand vide letter dated April 05, 2018 along with application for out of turn hearing vide letter dated March 28, 2018 before CIR (A). Hearing before CIR (A) was held on April 26, 2018. CIR (A) vide order No. 6 dated May 03, 2018 decided issues which involves major tax impact at Rs. 357.21 million like tax on Bureau Fund, disallowance on account of inter-company rent expenses in favour of the Corporation. However, issue of disallowance on account of real estate expenses and provision against other receivables are decided against the Corporation.

Further, issues of interest free loans to employees, alleged short withholding on training expenses and adjustment of tax liability against pending appeal effect for tax year 2010 were remanded back to concerned ACIR. Inland Revenue Department as well as the Corporation filed appeals before ATIR against order of CIR (A) which are pending till to date. No date for the hearing is fixed till date.

23.1.12 According to the Sindh Sales Tax on Services Act 2011, sales tax is payable on premium of life and health insurance policies written in the province of Sindh. The Punjab and Baluchistan Revenue Authorities have also introduced sales tax on life and health insurance premium effective from November 01, 2018 and July 03, 2015 respectively.

This being a collective issue of the industry, the Insurance Association of Pakistan (IAP) has actively taken up the matter with the provincial revenue authorities for the exemption on sales tax. The industry's main contention is that life insurance is not a service, but in fact, in sum and substance, a contingent contract under which payment is made on occurrence of an event, specified in the terms of contract or policy and thus is a financial arrangement. Superior courts in foreign jurisdiction have held that insurance is not a service.

In this relation, the legal advisors have also opined that an insurance contract is essentially a financial transaction, which is unrelated to the sale of any identifiable consumer goods or service, and as such, in leading jurisdictions, it has been widely held that insurance is not a service and hence, does not fall within the scope of taxability under the provincial sales tax laws.

Subsequently, life insurance companies collectively filed Constitutional Petitions (CPs) before Hon'ble High Courts of Lahore (writ petition no. 55421/ 2019) and Sindh (C.P. No. D.7677 of 2019) against the levy of sales tax on life and health insurance in Punjab and levy of sales tax on life insurance in Sindh respectively that are pending adjudication. As far as Baluchistan Revenue Authority (BRA) is concerned, no notice or communication has been received by the Corporation in this respect and hence, no petition is yet filed before any court.

The Hon'ble LHC in its order dated October 03, 2019 has restrained Punjab Revenue Authority (PRA) from taking any coercive measures against applicants.

Hearing in the main petition related to PRA i.e. WP. 55421 of 2019 was fixed on May 12, 2022 and directed the Federation to submit the reply on the subject matter of the petition. Next date of hearing is yet to be announced.

The Hon'ble SHC, in its interim order dated December 02, 2019, directed that the request of the petitioners, seeking exemption in terms of Section 10 of the Sindh Sales Tax Act, 2011, shall be considered by the Sindh Revenue Board (SRB), in accordance with the law.

Sindh Revenue Board (SRB) vide notification No.3-4/13/2020 dated June 22, 2020, has exempted life insurance from levy of service tax up to June 30, 2020 subject to the condition that person providing insurance services commences e-depositing the amount of Sindh sales tax due on such services from July, 2020 onwards. The exemption to health insurance upto June 30, 2023 vide notification no. SRB-3-4/19/2022 has expired and is not extended. Corporation and other insurance companies have filed joint CP (CP No. 4318 of 2023) before Honorable Sindh High Court, Karachi against sales tax on health insurance which is pending adjudication.

Through the Khyber Pakhtunkhwa Finance Act, 2021, the exemption in respect of the sales tax on services of life and health insurance in the province of Khyber Pakhtunkhwa (KP) has been withdrawn from July 01, 2021. As a consequence, life insurance is taxable at the rate of 15% and health insurance is taxable at a reduced rate of 1% without any input tax adjustment. This withdrawal of the exemption was intimated by Khyber Pakhtunkhwa Revenue Authority (KPRA) on July 29, 2021 vide letter no. F. No. 7(10)/KPRA/ADC(HQ)/2021/12114. In reply, the Corporation most respectfully requested KPRA to exempt the levy of sales tax on life and health insurance vide letter no. F&A/KPRA/ST/47 Dated: August 9, 2021. Moreover, on October 05, 2021, the Corporation sent a letter to the Ministry of Finance, Government of KP, in which the Corporation requested to allow the permanent exemption from sales tax on services under Khyber Pakhtunkhwa Sales Tax on Services Act, 2013. Consequently, the Government of Khyber Pakhtunkhwa has allowed the exemption on health insurance premium vide notification dated August 10, 2022. However, the exemption related to life insurance was not allowed. Consequently, Corporation filed writ petition (WP No. 3521 of 2023) before Peshawar High Court which is pending adjudication.

In view of the opinion of legal advisor the Corporation has calculated estimated aggregated amount of sales tax liability amounting to Rs. 8,233.86 million (December 31, 2022: Rs. 5,985.72 million), which is calculated based on risk premium and excluding the investment amount allocated to policies. The management contends that should the administrative efforts fail, the amount will be charged to the policyholders.

23.1.13 Additional Commissioner Inland Revenue, Audit Range B, Zone-III, LTU Karachi served notice u/s 122(9) of the Ordinance dated November 26, 2019 to the Corporation in respect of tax year 2019. Vide above notice, ACIR confronted certain issues like deduction claimed on account of unrealized loss on investment, investment in value, investment related expenses, advances to employees at interest rate lower than benchmark rate and adjustment of tax liability against outstanding appeal effect of prior year.

Based on the reply filed by the Corporation through tax consultant, ACIR passed amended order u/s 122(5A) of the Ordinance dated March 13, 2020 and raised demand of Rs. 164.68 million.

Since the Corporation has pending refunds/appeal effects towards Inland Revenue Department, therefore the Corporation through its authorized representative filed application for stay of demand. Further, being aggrieved from above amended order, the Corporation also filed appeal before CIR-A. CIR (A) has passed order dated April 20, 2020 wherein issue related to deduction claimed on account of impairment in value of investment has been decided in favor of Corporation. However, issue of disallowance on account of real estate expenses has been decided against the Corporation. Further, matters related to unrealized loss on financial assets, loans/advances to employees, adjustment of tax liability against prior year appeal effect has been remanded back to concerned ACIR for re-adjudication. Inland Revenue Department as well as the Corporation filed appeals before ATIR against order of CIR (A) which are pending till to date. No date for the hearing is fixed till date.

A notice dated June 09, 2022, was issued by the ACIR under section 124 of the Ordinance, initiating the remand back proceedings against which detailed explanation / information along with relevant supporting documents were submitted. Consequently, the ACIR proceeded to pass an order dated June 28, 2022, under section 124 of the Ordinance giving effect to the first appeal and created an Income Tax demand of Rs. 164.02 million. An appeal against the said order was filed before the CIRA on July 20, 2022. The CIRA vide order dated December 15, 2022, remanded the matter back to the assessing officer with directions to re-analyse the matter as per directions of the CIRA in the first appellate order.

23.1.14 Additional Commissioner Inland Revenue, Audit Range B, Zone-III, LTU Karachi served notice u/s 122(9) of the Ordinance dated April 29, 2020 to the Corporation in respect of tax year 2018. Vide above notice, ACIR confronted certain issues like deduction claimed on account of unrealized loss on financial assets and investment property related expenses, advances to employees at interest rate lower than benchmark rate and difference between profit as per financial statements and as per tax return.

Based on the information/expalanation submitted by the Corporation to tax authorities against above notice, ACIR passed an amended assessment order u/s 122 (5A) whereby tax refundable position of Rs. 1,007.84 million is determined for tax year 2018.

An appeal against all the above-mentioned assessments made by the ACIR was filed by the Corporation before the CIRA on September 29, 2020. The CIRA, on the basis of the facts of the case and the arguments submitted, passed an order dated December 21, 2021. Through the said order, issue of impairment in value of shares is decided in favour of Corporation whereas issue of investment property related expenses is decided against the Corporation. Further, issues of unrealized loss on investments, investment related expenses and interest on loans / advances to employees were remanded back to the concered taxation officer for reassessment. Corporation as well as Inland Revenue Department filed cross appeals before the Appellate Tribunal Inland Revenue against the order of the CIRA, which are still pending for hearing. No date for the hearing has been fixed till date.

23.1.15 Additional Commissioner Inland Revenue, Audit Range B, Zone-III, LTU Karachi served notice u/s 122(9) of the Ordinance dated December 10, 2020 to the Corporation in respect of tax year 2020. Vide above notice, ACIR confronted certain issues like deduction claimed on account of investment property related expenses, advances to employees at interest rate lower than benchmark rate, difference between profit as per financial statements and as per tax return, alleged short withholding of tax on commission and advertisement/sales promotion, etc. Based on the information/expalanation submitted by the Corporation to tax authorities against above notice, ACIR passed an amended assessment order u/s 122 (5A) whereby tax demad of Rs. 458.25 million was raised. Out of aforesaid tax demand, recovery of Rs. 306.04 million was not enforced by

Inland Revenue Department as Lahore High Court has granted stay to Field Worker's Federation of Pakistan. Balance tax demand amounting to Rs. 152.21 million has been adjusted against tax refund pertaining to tax year 2012. The Corporation has filed appeal before CIR-A against amended assessment order.

CIR-A vide order dated March 09, 2023 decided the issues of WHT on sales field office expenses, commission paid outside Pakistan, advertisement expenses paid outside Pakistan, electricity and telephone bills, other benefits to insurance intermediaries (group life business) in favour of the Corporation. However, issue related to additions on account of investment property related expenses is decided against the Corporation. Further, issues of adjustment of tax liability against prior year refund, loans/advances to employees are remanded back to the concerned tax officer. Corporation as well as Inland Revenue Department filed cross appeals before the Appellate Tribunal Inland Revenue against the order of the CIR-A, which are still pending for hearing. No date for the hearing has been fixed till date.

23.1.16 Returns of taxable income, being a deemed assessment order u/s 120(1) of the Income Tax Ordinance, 2001 were duly submitted by the Corporation to FBR for tax year 2003 and 2006.

Notices dated August 12, 2008 and May 22, 2012 were issued by the ACIR to the Corporation u/s 122(5A)/122(9) of the Ordinance for tax year 2003 and 2006 respectively for amendment of abovementioned deemed assessment orders on the grounds that surplus attributable to the policyholders was not paid within three years from the year of its appropriation and hence it should be added back in the taxable income of the Corporation under the provisions of section 34(5) of the Ordinance.

The Corporation submitted detailed explanation/information along with relevant supporting documents against above notices to the tax authorities. ACIR passed amended assessment orders u/s 122(5A) of the Ordinance dated September 29, 2008 and June 30, 2012 and determined tax demand of Rs. 2,126.25 million and Rs. 1,401.20 million for tax year 2003 and 2006 respectively.

Appeals against amended assessment orders passed by the ACIR were filed by the Corporation before the CIR-A. The CIR-A deleted the above tax demands vide orders dated July 04, 2012 and October 31, 2012 for tax years 2003 and 2006 respectively.

Inland Revenue Department filed appeals before Appellate Tribunal Inland Revenue against the orders of CIR-A which were also decided in favour of the Corporation vide consolidated order dated September 21, 2016. Inland Revenue Department has filed Income Tax Reference Applications before Honorable High Court of Sindh, Karachi against the order of ATIR which are pending adjudication. Next date of hearing in these reference applications is April 30, 2024.

23.1.17 Additional Commissioner Inland Revenue, LTU Karachi served notice u/s 122(9) of the Ordinance dated November 18, 2022 to the Corporation in respect of tax year 2022. Vide above notice, ACIR confronted certain issues like deduction claimed on account of investment property related expenses, advances to employees at interest rate lower than benchmark rate, difference between profit as per financial statements and as per tax return, alleged short withholding of tax on commission and advertisement/sales promotion, deduction claimed on account of unrealized loss on investments, adjustment of tax liability against prior years refund, etc. Based on the information/expalanation submitted by the Corporation to tax authorities against above notice, ACIR passed an amended assessment order u/s 122 (5A) whereby tax demad of Rs. 119.89 million was raised. The Corporation has filed appeal before CIR-A against amended assessment order. CIR-A vide order dated June 26, 2023 decided the issue of alleged short withholding of tax on commission and advertisement/sales promotion in favour of the Corporation whereas issue of deduction claimed on account of investment property related expenses is decided against the Corporation. Further, issue of adjustment of tax liability against prior year refund has been remanded back to the concerned tax officer for re-adjudication. Corporation had filed appeal before the Tribunal against the order of CIR-A which is pending adjudication.

23.1.18 Assistant Commissioner, Circle-02 (Companies), Inland Revenue Department Mirpur AJ&K issued notices dated February 25, 2022 u/s 161 of the Income Tax Ordinance, 2001 to the Corporation for tax years 2014 to 2018. Vide aforesaid notices, it was alleged that Corporation had short deducted withholding tax to the extent of Rs. 19.24 million under various provisions of the Ordinance (Tax Year 2014: Rs. 4.05 million, Tax Year 2015: Rs. 1.07 million, Tax Year 2016: Rs.3.64 million, Tax Year 2017: Rs. 3.57 million and Tax Year 2018: Rs. 6.91 million).

The Corporation raised a legal objection that proceeding for tax years 2014 to 2016 have become time barred. Without prejudice to the legal objection raised with respect to the notices issued for tax years 2014 to 2016,

Corporation submitted responses along with supporting documents against all the notices from tax years 2014 to 2018.

Subsequently, Assistant Commissioner passed orders u/s 161 of the Ordinance and raised impugned tax demand of Rs. 13.53 million (Tax Year 2014: Rs. 4.41 million, Tax Year 2015: Rs. 1.15 million, Tax Year 2016: Rs. 2.92 million, Tax Year 2017: Rs. 1.78 million and Tax Year 2018: Rs. 3.27 million).

Being aggrieved, the Corporation filed appeals before Commissioner – Appeals, Mirpur AJ&K against above referred impugned orders passed u/s 161 of the Ordinance. Commissioner-Appeals, Mirpur AJ&K vide orders all dated November 29, 2023 decided the appeals against the Corporation. Corporation has filed appeals before Appellate Tribunal Inland Revenue, Mirpur AJ&K against the orders passed by the Commissioner-Appeals, Mirpur AJ&K.

23.2 As of the reporting date, there are several suits in the nature of civil services of employees, rental disputes etc, where the Corporation is defendant. These suits are nominal in value and has no material impact on these unconsolidated financial statements.

23.3 Commitments

The Corporation is committed in respect of capital expenditure contracts aggregating to Rs. 900 million (2022: Rs. 500 million). There were no other commitments at the reporting date.

	2023	2022
	----- (Rupees in '000) -----	
Letter of Guarantee	351,516	447,701
24 NET PREMIUM REVENUE		
Gross Premiums		
Regular premium individual policies		
First year	24,784,670	19,308,601
Single premium	2,165,317	860,967
Second year renewal	16,395,897	13,686,054
Subsequent year renewal	101,823,241	98,108,060
Group policies with cash values	65,176	62,963
Group policies without cash values	193,465,524	154,305,262
Less: experience premium refund	(69,821,320)	(42,181,534)
Total Gross Premiums	268,878,505	244,150,373
Less: Reinsurance Premiums Ceded		
On individual life first year business	(339,069)	(341,876)
On individual life second year business	(61,394)	(53,364)
On individual life renewal business	(233,072)	(200,896)
On group policies	(638,741)	(446,461)
Reinsurance commission on risk premium	237,953	102,917
	(1,034,323)	(939,680)
Net Premiums revenue	267,844,182	243,210,693
25 INVESTMENT INCOME		
Income from equity securities		
Fair value through profit or loss		
- Dividend income	12,198,136	8,875,700
Income from government and debt securities		
Held to maturity		
- Return on government and debt securities	136,899,491	105,815,004
	149,097,627	114,690,704

	2023	2022
	----- (Rupees in '000) -----	
26 NET REALIZED FAIR VALUE GAIN ON FINANCIAL ASSETS		
Fair value through profit or loss		
Realized gain on equity securities	5,344,013	440,311
27 NET FAIR VALUE GAIN / (LOSS) ON FINANCIAL ASSETS AT FAIR VALUE THROUGH PROFIT OR LOSS		
Net unrealized gain / (loss) on investments at fair value through profit or loss	33,383,199	(13,466,390)
Reversal in value	-	4,693
Reversal related to the (loss) / appreciation on shares held by LICl	5,573	(7,148)
Investment related expenses	(172,493)	(69,980)
	<u>33,216,279</u>	<u>(13,538,826)</u>
28 NET RENTAL INCOME		
Rental income	1,813,125	1,415,340
Less: Expenses of investment property	(971,403)	(707,241)
	<u>841,722</u>	<u>708,099</u>
29 OTHER INCOME		
Return on bank balances	16,479,311	5,589,446
Gain on sale of property and equipment	4,094	4,865
Return on loans to employees	63,167	52,217
Return on loans to policyholders	44,148,666	24,592,275
Exchange gain on revaluation	8,365,260	7,328,083
Miscellaneous income	291,679	192,076
	<u>69,352,177</u>	<u>37,758,962</u>
30 NET INSURANCE BENEFITS		
Gross Claims		
Claims under individual policies		
- by death	10,297,340	10,305,093
- by insured event other than death	246,476	351,804
- by maturity	38,110,066	26,195,186
- by surrender	88,549,781	44,064,726
- annuity payments	15,295	8,895
- Bonus in cash	27	1,200
Total gross individual policy claims	<u>137,218,985</u>	<u>80,926,904</u>
Claims under group policies		
- by death	7,350,270	7,858,082
- by insured event other than death	103,280,593	86,769,620
- by maturity	-	1,574
- by surrender	3,684	281
- annuity payments	467	568
Total gross group policy claims	<u>110,635,014</u>	<u>94,630,125</u>
Total gross claims	<u>247,853,999</u>	<u>175,557,029</u>
Less: Reinsurance Recoveries		
- on individual life claims	(32,932)	(99,055)
- on group life claims	(331,437)	(162,446)
	<u>(364,369)</u>	<u>(261,501)</u>
Claim related expenses	23,161	25,353
Net insurance benefit expense	<u>247,512,791</u>	<u>175,320,881</u>

30.1 There are various cases pertaining to policyholders in relation to individual and group insurance policies, claiming amount due as per policy amounting to Rs. 1,030.18 million (December 31, 2022: Rs. 2,163.91 million) but the Corporation is of the view that such claims are not valid based on the criteria provided in the policy issued. In total there are 185 cases out of which 6 cases are in the Supreme Court of Pakistan, 45 cases are pending in different High Courts of Pakistan and remaining in the lower courts.

30.2 Claim Development

Accident years

Estimate of ultimate claims cost:-

	2019	2020	2021	2022	2023
	----- (Rupees in '000) -----				
At the end of accident year	4,305,744	7,230,308	8,850,664	7,741,912	8,325,745
One year later	6,043,465	10,041,288	11,724,627	10,966,014	-
Two years later	6,273,055	10,408,670	12,227,601	-	-
Three years later	6,351,744	10,554,638	-	-	-
Four years later	6,393,338	-	-	-	-
Current estimate of cumulative claims	6,393,338	10,408,670	11,724,627	7,741,912	8,325,745
Cumulative payments	(6,963,095)	(7,058,046)	(10,390,879)	(10,292,762)	(10,697,396)
	(569,757)	3,350,624	1,333,748	(2,550,850)	(2,371,651)
Claim prior to 2019					6,398,169
Liability recognized in the statement of financial position					<u>4,026,518</u>

31 UNCLAIMED INSURANCE BENEFIT

Circular 11 of 2014 dated May 19, 2014 issued by the Securities and Exchange Commission of Pakistan (SECP) has established requirement for all insurers to disclose age wise break up of unclaimed insurance benefits in accordance with format prescribed in the annexure to the said circular.

The unclaimed benefits are described in the circular as the amounts which have become payable in accordance with the terms and conditions of an insurance policy but have not been claimed by the policyholders or their beneficiaries. Such unclaimed amounts may fall into the following categories:

Description	Total Amount	1-6 Months	7-12 Months	13-24 Months	25-36 Months	Beyond 36 Months
	----- (Rupees in '000) -----					
Unclaimed maturity benefits	14,536,107	9,954,074	1,639,959	1,974,818	967,256	-
Unclaimed death benefits	10,416,763	4,790,902	1,682,184	1,906,891	2,036,786	-
Unclaimed disability benefits	32,230,751	29,459,526	2,308,691	301,383	161,151	-
Claims not encashed	-	-	-	-	-	-
Other unclaimed benefits	137,066,019	236,818	202,487	170,312	136,456,402	-
	<u>194,249,640</u>	<u>44,441,320</u>	<u>5,833,321</u>	<u>4,353,404</u>	<u>139,621,596</u>	<u>-</u>

	Note	2023	2022
		----- (Rupees in '000) -----	
32 ACQUISITION EXPENSES			
Remuneration to insurance intermediaries on individual policies:			
- commission to agent on first year premiums		14,763,718	10,344,479
- commission to agent on second year premiums		2,091,861	1,861,253
- commission to agent on subsequent renewal premiums		3,430,965	3,360,919
- other benefits to insurance intermediaries		1,921,747	1,095,217
- branch overhead	32.1	4,596,333	3,701,908
Total		26,804,624	20,363,776
Remuneration to insurance intermediaries on group policies:			
- commission		15,975	15,870
- other benefits to insurance intermediaries		2,699	1,385
		18,674	17,255
Other acquisition costs:			
- Stamp duty		2,583,686	2,192,217
- Initial medical fees		114,741	107,055
		2,698,427	2,299,272
		29,521,726	22,680,303
32.1 Branch overhead			
Employee benefit cost		3,095,585	2,710,581
Traveling expense		1,243,845	773,768
Printing & stationary		15,889	10,727
Postage & telephone		38,511	35,789
Electricity, gas and water		35,747	25,469
Rent		91,565	85,171
Prize & awards		21,723	18,495
Conference & meetings		50,071	38,968
Repair & maintenance		3,397	2,940
		4,596,333	3,701,908
33 MARKETING AND ADMINISTRATION EXPENSES			
Employee benefit cost	33.1	12,613,161	10,013,132
Travelling expenses		748,816	457,585
Advertisements and sales promotion		197,334	217,359
Printing and stationery		269,306	257,144
Depreciation		133,317	121,756
Rent, rates and taxes		168,552	142,154
Legal and professional charges - business related		2,711,809	2,007,015
Electricity, gas and water		449,260	387,289
Office repairs and maintenance		75,035	62,793
Bank charges		41,392	36,615
Postages, telegrams and telephone		167,640	151,154
Appointed Actuary fees		10,040	8,759
Training expense		113,448	69,853
Annual Supervision fees SECP		150,000	50,271
		17,849,110	13,982,879
33.1 Employee benefit cost			
Salaries, allowances and other benefits		11,086,545	8,650,543
Charges for post employment benefits		1,526,616	1,362,589
		12,613,161	10,013,132

	Note	2023	2022
		----- (Rupees in '000) -----	
34 OTHER EXPENSES			
Auditors' remuneration	34.1	23,685	17,928
Revenue stamps		56,115	59,037
Conference and meetings		173,406	137,049
Insurance charges		383,559	333,143
Office maintenance		143,678	112,317
Entertainment		32,154	24,215
Other expenses		130,676	81,311
		<u>943,273</u>	<u>765,000</u>
34.1 Auditors' remuneration			
Business within Pakistan			
Annual audit and half yearly review fee			
BDO Ebrahim & Co.		4,028	4,028
Riaz Ahmad & Company		6,075	-
Grant Thornton Anjum Rahman		-	5,050
		<u>10,103</u>	<u>9,078</u>
Out of Pocket			
BDO Ebrahim & Co.		840	840
Riaz Ahmad & Company		925	-
Grant Thornton Anjum Rahman		-	840
		<u>1,765</u>	<u>1,680</u>
Business Outside Pakistan			
Audit fee			
Sajjad Haider and Co		11,817	7,170
Out of pocket expenses		-	-
		<u>11,817</u>	<u>7,170</u>
		<u>23,685</u>	<u>17,928</u>
35 INCOME TAX EXPENSE			
For the year			
Current		3,153,732	1,100,804
Deferred		6,405,698	5,720,655
		<u>9,559,430</u>	<u>6,821,459</u>
For the prior year			
Current		200,200	114,799
Total income tax charge for the year		<u>9,759,630</u>	<u>6,936,258</u>
35.1 Relationship between tax expense and accounting profit			
Profit before tax		24,479,353	20,664,527
Tax at the applicable rate @ 29% (2022: 29%)		7,099,012	5,992,713
Reconciliation:			
Education cess for the year		3,188	2,165
Super Tax @ 10% (2022: 4%)		2,447,935	826,581
Rate adjustment on super tax		200,200	114,799
Others		9,294	-
Tax expense for the year		<u>9,759,630</u>	<u>6,936,258</u>

	2023	2022 Restated
	----- (Rupees in '000) -----	
36 EARNINGS (AFTER TAX) PER SHARE - RUPEES		
Profit (after tax) for the year	14,719,723	13,728,269
Weighted average number of ordinary shares outstanding as at year end	80,000	80,000
	----- (Rupees) -----	
Earnings per share	184.00	171.60

The Corporation has not issued any instrument which would dilute its basic earnings per share when exercised. Therefore, there is no dilutive effect on earnings per share.

37 REMUNERATION OF CHIEF EXECUTIVE OFFICER, DIRECTORS AND MANAGEMENT EXECUTIVES

	Chief Executive Officer		Directors		Management Executives	
	2023	2022	2023	2022	2023	2022
	----- (Rupees in '000) -----					
Fees	-	-	10,910	5,500	-	-
Managerial remuneration	46,042	24,000	-	-	805,963	494,375
House rent allowance	-	-	-	-	417,322	279,030
Utilities	-	-	-	-	333,576	209,013
Special allowance	-	-	-	-	-	-
Medical	-	-	-	-	-	-
Car allowance	-	-	-	-	-	-
Others	-	-	-	-	141,430	100,211
Reimbursements	-	-	-	-	-	-
Retirement benefits	-	-	-	-	-	-
Staff provident fund	-	-	-	-	-	-
	46,042	24,000	10,910	5,500	1,698,291	1,082,629
Number of persons	1	1	12	6	477	329

37.1 In addition to the above, Chief Executive Officer and Senior Management Executives are also entitled to the Corporation maintained vehicles and mobile phone facility.

38 TRANSACTIONS AND BALANCES WITH RELATED PARTIES

The Corporation has related party relationships with provident fund, pension fund scheme, gratuity fund, state owned profit oriented entities and its key management personnel.

Accrual of liability in respect of the funds are made annually. Remuneration to key management personnel are determined in accordance with the terms of their employment / appointment. Certain key management personnel are also provided with free use of the Corporation maintained vehicles and post retirement benefits in accordance with their entitlement under the terms of their employment.

The related parties also comprise subsidiaries, directors, key management personnel and employees' benefits funds. The Corporation in the normal course of business carries out transactions with various related parties. Amounts due from and to related parties, amounts due from chairman and executive directors are disclosed in the relevant notes.

Terms and conditions of transactions with related parties

Transactions with related parties are carried out at the agreed terms as approved by the Board of Directors. There have been no guarantees provided or received for any related party receivables or payables.

Other material transactions and balances with related parties are given below:

	2023	2022
	----- (Rupees in '000) -----	
Profit oriented state-controlled entities common ownership		
Investment in shares - State Bank of Pakistan	3,221	3,221
PIBs deposited with State Bank of Pakistan	501,500	501,500
Subsidiaries		
Alpha Insurance Company Limited (95.15% holding)		
Rental income received	13,261	3,769
Group insurance	215	203
Staff retirement fund		
Contribution to provident fund	1,314	1,530
Contribution to pension fund	705,953	352,948
Contribution to funded gratuity	1,314	19,535
Expense charged for pension fund	1,898,354	1,374,656
Transactions with associated companies - common directorship		
Dividend received during the year		
Pakistan Reinsurance Company Limited (24.41 % of holding)	164,772	146,464
Fauji Fertilizer Company Limited	1,698,903	1,592,575
Sui Northern Gas Pipelines Company Limited	41,225	206,124
Security Papers Limited	61,171	50,225
Pak Data Communication	8,236	5,491
Pak Cables Limited	-	22,602
Shahtaj Sugar Mills Limited	-	3,785
Wah-Nobel Chemicals Limited	8,621	4,310
Reinsurance premium ceded		
Pakistan Reinsurance Company Limited	-	265,310
Balances with related parties - common directorship		
Investment in units:		
NIT Islamic Equity Fund	258,955	175,105
Balances with related parties		
Retirement benefit obligation	7,103,749	6,113,662

Balances with related parties - common directorship

2023

2022

----- (Rupees in '000) -----

Investment in shares:

Fauji Fertilizer Company Limited	13,225,503	11,533,611
Sui Southern Gas Company Limited	654,355	532,494
Sui Northern Gas Pipelines Company Limited	2,020,560	1,031,992
Alpha Insurance Company Limited	298,818	298,818
Pakistan Cables Limited	422,803	311,013
Security Papers Limited	746,676	469,856
Shahtaj Sugar Mills Limited	650,93	27,743
Pak Data Communication Limited	84,949	52,152
Premier Insurance Company Limited	38,596	33,997
Pakistan Reinsurance Company Limited	1,689,467	1,507,119
Arabian Sea Country Club Limited	5,000	5,000
PICIC Insurance Limited	3,506	3,156
Nina Industries Limited	4,500	4,500
Mirpurkhas Sugar Mills Ltd.	61,819	39,719
State Life Abdullah Haroon Road Property (Private) Limited (Subsidiary Company) (100% holding) - net of provision	24,700	24,700
State Life Lackie Road Property (Private) Limited (Subsidiary Company) (100% holding) - net of provision	-	-
Wah-Nobel Chemicals Ltd	168,942	137,062

39 SEGMENTAL INFORMATION

39.1 Revenue account by statutory fund

	Statutory Funds					Aggregate
	Pakistan Life Fund	Overseas Life Fund	Pension Fund	Health and Accidental Insurance Fund	Family Takaful	2023
----- (Rupees in '000) -----						
For the year ended December 31, 2023						
Income						
Premium less reinsurances	150,924,982	3,568,943	65,176	112,176,893	1,108,188	267,844,182
Rental income from investment property	841,722	-	-	-	-	841,722
Net investment income	229,370,680	11,368,166	56,003	15,479,881	162,321	256,437,051
Total net income	381,137,384	14,937,109	121,179	127,656,774	1,270,509	525,122,955
Insurance benefits and expenditure						
Insurance benefits, including bonuses, net of reinsurance recoveries	140,851,436	3,416,074	46,632	103,169,065	29,584	247,512,791
Management expenses less recoveries	42,869,510	670,791	1,440	4,220,852	547,998	48,310,591
Total insurance benefits and expenditure	183,720,946	4,086,865	48,072	107,389,917	577,582	295,823,382
Excess of income over insurance benefits and expenditures	197,416,438	10,850,244	73,107	20,266,857	692,927	229,299,573
Net change in insurance liabilities (other than outstanding claims)	(182,445,732)	(7,926,470)	(43,527)	134,936	(708,718)	(190,989,511)
Surplus/ (deficit) before tax	14,970,706	2,923,774	29,580	20,401,793	(15,791)	38,310,062
Taxes chargeable to statutory funds						
Prior year(s)	9,294	-	-	-	-	9,294
Surplus/ (deficit) after tax	14,961,412	2,923,774	29,580	20,401,793	(15,791)	38,300,768
Movement in policyholders' liabilities	182,445,732	7,926,470	43,527	(134,936)	708,718	190,989,511
Transfers to and from shareholders' fund						
- Surplus appropriated to shareholders' fund	(3,368,430)	(116,523)	-	(4,000,000)	-	(7,484,953)
- Capital returned to shareholders' fund	-	-	-	-	-	-
- Fund transferred to general reserve	-	-	-	-	-	-
- Capital contributions from shareholders' fund	-	-	-	-	400,000	400,000
Net transfer to/from shareholders' fund	(3,368,430)	(116,523)	-	(4,000,000)	400,000	(7,084,953)
Balance of statutory fund at beginning of the year	1,366,994,252	34,637,845	595,455	28,073,074	441,241	1,430,741,867
Balance of statutory fund at end of the year	1,561,032,966	45,371,566	668,562	44,339,931	1,534,168	1,652,947,193

	Statutory Funds					Aggregate
	Pakistan Life Fund	Overseas Life Fund	Pension Fund	Health and Accidental Insurance Fund	Family Takaful	2022
Revenue account by statutory fund						
For the year ended December 31, 2022	----- (Rupees in '000) -----					
Income						
Premium less reinsurances	138,987,218	2,554,619	62,963	101,159,575	446,318	243,210,693
Rental income from investment property	708,099	-	-	-	-	708,099
Net investment income	124,261,836	9,047,832	46,617	5,443,693	50,109	138,850,087
Total net income	<u>263,957,153</u>	<u>11,602,451</u>	<u>109,580</u>	<u>106,603,268</u>	<u>496,427</u>	<u>382,768,879</u>
Insurance benefits and expenditure						
Insurance benefits, including bonuses, net of reinsurance recoveries	85,837,673	2,765,486	14,377	86,702,319	1,026	175,320,881
Management expenses less recoveries	34,071,340	507,178	1,729	2,585,078	251,719	37,417,044
Total insurance benefits and expenditure	<u>119,909,013</u>	<u>3,272,664</u>	<u>16,106</u>	<u>89,287,397</u>	<u>252,746</u>	<u>212,737,925</u>
Excess of income over insurance benefits and expenditures	144,048,140	8,329,787	93,474	17,315,871	243,682	170,030,954
Net change in insurance liabilities (other than outstanding claims)	(131,646,225)	(6,071,686)	(1,266)	(55,466)	(330,008)	(138,104,651)
Surplus/(deficit) before tax	<u>12,401,915</u>	<u>2,258,101</u>	<u>92,208</u>	<u>17,260,405</u>	<u>(86,326)</u>	<u>31,926,303</u>
Movement in policyholders' liabilities	131,646,225	6,071,686	1,266	55,466	330,008	138,104,651
Transfers to and from shareholders' fund						
- Surplus appropriated to shareholders' fund	(2,759,219)	(80,062)	-	-	-	(2,839,281)
- Capital returned to shareholders' fund	-	-	-	-	-	-
- Fund transfer to general reserve	(69,035)	-	-	(2,000,000)	-	(2,069,035)
- Capital contributions from shareholders' fund	-	-	-	-	-	-
Net transfer to/from shareholders' fund	(2,828,254)	(80,062)	-	(2,000,000)	-	(4,908,316)
Balance of statutory fund at beginning of the year	1,225,774,366	26,388,120	501,981	12,757,203	197,559	1,265,619,229
Balance of statutory fund at end of the year	<u>1,366,994,252</u>	<u>34,637,845</u>	<u>595,455</u>	<u>28,073,074</u>	<u>441,241</u>	<u>1,430,741,867</u>

39.2 Segmental results by line of business

	Statutory Funds					Aggregate
	Pakistan Life Fund	Overseas Life Fund	Pension Fund	Health and Accidental Insurance Fund	Family Takaful	2023
Income	----- (Rupees in '000) -----					
Gross premiums						
- First year	25,700,817	427,147	-	-	822,023	26,949,987
- Second year	15,904,303	258,667	-	-	232,927	16,395,897
- Subsequent year renewal	98,811,381	2,944,041	-	-	67,819	101,823,241
Group policies with cash value	-	-	65,176	-	-	65,176
Group policies without cash value	11,776,348	-	-	181,689,176	-	193,465,524
Less: experience premium refund	(550,607)	-	-	(69,270,713)	-	(69,821,320)
Total gross premiums	<u>151,642,242</u>	<u>3,629,855</u>	<u>65,176</u>	<u>112,418,463</u>	<u>1,122,769</u>	<u>268,878,505</u>
Less: reinsurance premiums ceded						
On individual life first year business	(79,757)	(3,161)	-	(241,570)	(14,581)	(339,069)
On individual life second year business	(61,394)	-	-	-	-	(61,394)
On individual life renewal business	(175,321)	(57,751)	-	-	-	(233,072)
On group policies	(638,741)	-	-	-	-	(638,741)
Less : Reinsurance commission on risk premium	237,953	-	-	-	-	237,953
	<u>(717,260)</u>	<u>(60,912)</u>	<u>-</u>	<u>(241,570)</u>	<u>(14,581)</u>	<u>(1,034,323)</u>
Net Premiums	150,924,982	3,568,943	65,176	112,176,893	1,108,188	267,844,182
Rental income from investment property	841,722	-	-	-	-	841,722
Net investment income	229,370,680	11,368,166	56,003	15,479,881	162,321	256,437,051
Total net income	<u>381,137,384</u>	<u>14,937,109</u>	<u>121,179</u>	<u>127,656,774</u>	<u>1,270,509</u>	<u>525,122,955</u>
Insurance benefits and expenditures						
Claims, including bonuses, net of reinsurance recoveries	140,851,436	3,416,074	46,632	103,169,065	29,584	247,512,791
Management expenses less recoveries	42,869,510	670,791	1,440	4,220,852	547,998	48,310,591
Current tax	9,294	-	-	-	-	9,294
Total insurance benefits and expenditures	<u>183,730,240</u>	<u>4,086,865</u>	<u>48,072</u>	<u>107,389,917</u>	<u>577,582</u>	<u>295,832,676</u>
Excess of income over insurance benefits	197,407,144	10,850,244	73,107	20,266,857	692,926	229,290,279
Add : Policyholder liabilities at the beginning of year	1,312,427,627	27,743,894	122,320	1,172,392	414,278	1,341,880,511
Less : Policyholder liabilities at the end of year	1,494,873,358	35,670,364	165,849	1,037,456	1,122,995	1,532,870,022
Surplus/(deficit) before tax	<u>14,961,413</u>	<u>2,923,774</u>	<u>29,579</u>	<u>20,401,793</u>	<u>(15,791)</u>	<u>38,300,768</u>

Segmental results by line of business

	Statutory Funds					Aggregate
	Pakistan Life Fund	Overseas Life Fund	Pension Fund	Health and Accidental Insurance Fund	Family Takaful	2022
Income						
Gross premiums	----- (Rupees in '000) -----					
- First year	19,623,655	222,594	-	-	323,319	20,169,567
- Second year	13,414,235	145,236	-	-	126,583	13,686,054
- Subsequent year renewal	95,892,124	2,215,936	-	-	-	98,108,060
Group policies with cash value	-	-	62,963	-	-	62,963
Group policies without cash value	11,044,665	-	-	143,260,598	-	154,305,262
Less: experience premium refund	(345,821)	-	-	(41,835,712)	-	(42,181,534)
Total gross premiums	139,628,857	2,583,766	62,963	101,424,885	449,901	244,150,373
Less: reinsurance premiums ceded						
On individual life first year business	(70,608)	(2,375)	-	(265,310)	(3,583)	(341,876)
On individual life second year business	(53,364)	-	-	-	-	(53,364)
On individual life renewal business	(156,784)	(44,112)	-	-	-	(200,896)
On group policies	(446,461)	-	-	-	-	(446,461)
Less : Reinsurance commission on risk premium	85,577	17,340	-	-	-	102,917
	(641,640)	(29,147)	-	(265,310)	(3,583)	(939,680)
Net Premiums	138,987,217	2,554,619	62,963	101,159,575	446,319	243,210,693
Rental income from investment property	708,099	-	-	-	-	708,099
Net investment income	124,261,837	9,047,831	46,617	5,443,693	50,109	138,850,087
Total net income	263,957,154	11,602,450	109,580	106,603,268	496,427	382,768,879
Insurance benefits and expenditures						
Claims, including bonuses, net of reinsurance recoveries	85,837,672	2,765,486	14,377	86,702,319	1,026	175,320,882
Management expenses less recoveries	34,071,339	507,178	1,729	2,585,078	251,719	37,417,044
Total insurance benefits and expenditures	119,909,012	3,272,664	16,106	89,287,397	252,746	212,737,925
Excess of income over insurance benefits	144,048,142	8,329,786	93,474	17,315,871	243,682	170,030,954
Add : Policyholder liabilities at the beginning of year	1,180,781,402	21,672,208	121,054	1,116,926	84,270	1,203,775,860
Less : Policyholder liabilities at the end of year	1,312,427,627	27,743,894	122,320	1,172,392	414,278	1,341,880,511
Surplus/(deficit) before tax	12,401,917	2,258,101	92,208	17,260,405	(86,326)	31,926,303

39.3

Segment Statement of financial position

	Statutory Funds	Shareholders Fund	2023	Statutory Funds	Shareholders Fund	2022
	----- (Rupees in '000) -----					
Assets						
Property and equipment	1,397,309	-	1,397,309	1,033,492	-	1,033,492
Investment properties	3,466,461	-	3,466,461	3,573,082	-	3,573,082
Investments in subsidiaries	323,618	-	323,618	323,618	-	323,618
Investments	1,381,114,695	5,436,902	1,386,551,597	1,229,399,921	4,449	1,229,404,370
Loans secured against life insurance policies	159,781,265	-	159,781,265	171,822,531	-	171,822,531
Insurance / reinsurance receivables	184,565,731	-	184,565,731	78,092,696	-	78,092,696
Other loans and receivables	94,420,205	1,482,741	95,902,946	65,280,512	1,057	65,281,569
Taxation - payments less provision	16,174,768	8,322	16,183,090	3,544,796	-	3,544,796
Prepayments	284,602	-	284,602	66,105	-	66,105
Cash & Bank	82,226,919	97	82,227,016	48,345,441	-	48,345,441
Total assets	1,923,755,573	6,928,062	1,930,683,635	1,601,482,195	5,505	1,601,487,700
Liabilities						
Insurance liabilities net of reinsurance recoveries	1,802,980,473	-	1,802,980,473	1,522,008,512	-	1,522,008,512
Retirement benefit obligations	7,103,749	-	7,103,749	6,113,663	-	6,113,663
Deferred capital grant	5,705	-	5,705	26,692	-	26,692
Premium received in advance	5,903,946	-	5,903,946	5,326,067	-	5,326,067
Insurance / reinsurance payables	1,994,831	-	1,994,831	1,154,322	-	1,154,322
Deferred tax	15,615,932	-	15,615,932	3,489,579	5,720,655	9,210,234
Other creditors and accruals	53,223,771	0	53,223,771	30,235,746	-	30,235,746
Taxation - provision less payments	-	3,723,040	3,723,040	-	1,100,804	1,100,804
Total Liabilities	1,886,828,407	3,723,040	1,890,551,447	1,568,354,581	6,821,459	1,575,176,040

40 MOVEMENT IN INVESTMENTS

	Held to Maturity	Fair value through profit and loss	Total
----- (Rupees in '000) -----			
At beginning of previous year	914,161,415	97,468,066	1,011,629,481
Additions	530,712,373	1,001,765	531,714,138
Disposals (sale and redemptions)	(319,403,125)	(24,618)	(319,427,743)
Unwinding of (premium) / discount	18,964,627	-	18,964,627
Reversal during the year	-	4,561	4,561
Unrealized fair value gain	-	(13,480,694)	(13,480,694)
At beginning of current year	1,144,435,290	84,969,080	1,229,404,370
Additions	343,834,917	40,150,317	383,985,234
Disposals (sale and redemptions)	(288,730,000)	(3,380,580)	(292,110,580)
Fair value net gains (excluding net realised gains)	-	-	-
Unwinding of (premium) / discount	31,941,880	-	31,941,880
Impairment during the year	-	(3,328)	(3,328)
Unrealized fair value gain	-	33,334,021	33,334,021
At end of current year	1,231,482,087	155,069,510	1,386,551,597

41 MANAGEMENT OF INSURANCE RISK AND FINANCIAL RISK

41.1 Insurance risk

41.1.1 Insurance contracts - classification

The Corporation maintains five statutory funds which are as follows:

- Pakistan Life Fund
- Overseas Life Fund
- Pension Fund
- Accidental and Health Insurance Fund
- Family Takaful Fund

Within the Pakistan Life Fund the business can be further classified as individual life conventional business, group insurance business and a small amount of annuity business.

Most of the new individual life conventional policies written by the Corporation contain a Discretionary Participation Feature (DPF).

The Overseas Life Fund entirely consists of individual life conventional business. Most of the new business written under the overseas life fund contains a DPF.

The Pension Fund consists of funds administered under Group Pension Deposit Administration contracts.

The Accident and Health Insurance Fund consists of Group Health and Accident Insurance Contracts.

Family Takaful Fund consists of individual family takaful business.

Considering all the five statutory funds together, the bulk of Corporation business consists of individual life conventional policies. Most of the remaining business consists of group life insurance business. Group Health is a relatively new venture of the Corporation which started in 2012 and has yet to register any significant growth. The Corporation also offers some supplementary benefits attached in the form of riders to the individual life policies and the group life contracts. Each of these classes of business are described in greater detail below.

41.1.2 Contract details and measurement

The insurance contracts offered by the Corporation are described below:

41.1.2.1 Individual Life Policies

Individual Life Conventional Products

These are long term contracts with either level or single premiums. These plans generally provide death benefit on death during the tenure of the policy and a survival benefit either on the happening of certain contingencies or on the maturity of the policy. The premiums are payable only in the life time of the policyholder. In case of term insurance products there is no survival benefit.

Universal life policies

Under these plans a certain amount is set aside from the premium for expenses and meeting the mortality cost and the remainder of the premium is invested to earn some investment return. Investment return is allocated to these products on an annual basis keeping in view the investment earnings of the Pakistan Life Fund.

Term insurance policies

A few products of the Corporation are term insurance plans providing benefits only in case of death. Under these policies no benefit is due if the policy holder survives the duration of the policy. The Corporation sells both level term insurances and decreasing term insurances also known as mortgage protection plans.

Annuities

The Corporation also has a small number of individual and group life-annuities on its books. Under these contracts a periodic income benefit is payable to the insured life for as long as annuitant is alive. Besides, the Corporation offers annuity-certain plans under which periodic income benefit is payable for a stipulated period and is not dependent on the life of the policyholder.

Supplementary riders

The Corporation offers various types of supplementary riders. Some of these riders offer additional life coverage, in some cases they offer accidental death and disability benefits. The benefits can take various forms such as lump sum payment or an income benefit or waiver of premiums due under the host policy contract.

Insured event

Under the individual life insurance policies in most cases the insured event is either death or survival until the maturity date of the policy, except in case of term insurance where there is no maturity benefit. Under the annuity policies the Corporation is exposed to the risk of longevity. In this case the insured event is survival of the life insured for a long duration, exceeding the period normally expected under standard mortality tables.

In case of supplementary rider the insured event is either death or just accidental death or disability whether accidental or natural or both.

Distribution channel

The individual life business of the Corporation is sold through its dedicated sales force which is present all over the country. This field force is organized under a three tier system consisting of sales representatives, sales officers and sales managers. Each sales sector headed by a sector head is further grouped over 1243 area offices, more than 166 sector offices, 33 zones and 7 regional offices in addition to one zone for the Gulf Region. The Gulf zone has its own marketing team of sector heads, area managers and sales force.

The individual life policy holders of the Corporation come from all strata of society, with greater representation of the rural areas due to wider outreach of its field force. New policyholders have an average age of around 34 years.

41.1.2.2 Group life policies

Basic coverage

The group life policies are generally one year renewable term insurance contracts. In most cases they provide group coverage to the employees of an employer. Some times the coverage is tied up with loans extended by the employer for house building or purchase of motor vehicles or other household items. In some cases group policies are issued to lending agencies such as banks to provide group coverage to their borrowers. There are also a small number of group endowment policies which provide benefits identical to individual life policies but under the umbrella of a group contract.

Supplementary Coverage

In many cases the group policies also provide supplementary coverage which may include accidental or natural disability benefits and additional accidental death benefit. These riders also take the form of one year renewable term insurance policies.

Insured event

Under the group life insurance policies in most cases the insured event is death due to any cause. In case of supplementary coverage the insured event can include accidental death or disability or natural disability.

Distribution channel

The group insurance business is sold through four group and pension zones of the Corporation. Each zone has its own marketing force consisting of sector heads who are full time salaried employees of the Corporation. However, some of the group business is also procured through individual life field force of the Corporation.

Most of the lives covered under the group insurance consist of industrial and office workers, civil servants and employees of Corporations, banks, other financial institutions, armed forces etc.

41.1.2.3 Pension business

The pension portfolio of the Corporation consists of group deposit administration pension contracts. These are long-term contracts providing pension benefits to the employees of the policyholder. Under these contracts, the Corporation does not retain any insurance risk apart from a nominal investment return guarantee. The services offered by the Corporation include benefit administration, funding advice and investment of the funds.

These contracts do not transfer any significant insurance risk from the policyholders to the Corporation. These are therefore by nature similar to investment contracts.

The distribution channel employed for the pension business is the same as for the group insurance business.

The target market for this business is also similar to the target market for group insurance business.

41.1.2.4 Group Health Business

In 2012, the Corporation entered the Health Insurance Market by signing an agreement with the Benazir Income Support Program (BISP) authorities for providing Health Insurance to the beneficiaries enrolled under BISP Waseela-e-Sehat Program. This contract terminated on June 30, 2015. However, settlement of the Equalization Reserve Fund (ERF) balance is still pending. Consequently, a provision for this has been kept in the Actuarial Reserves.

In the year 2015, the Corporation entered into two other agreements, namely Prime Minister's National Health Insurance Scheme (PMNHIS) and KPK Micro Health Insurance Scheme. However, no health cards were issued under either scheme in 2015. Therefore, no specific liability was kept for these contracts.

Insured event

The PMNHIS and the KPK schemes are aimed at providing the underprivileged sector of the society the access to health care to cope with a variety of health shocks. The schemes provide in-patient health insurance facilities to enrolled families, subject to Rupee limits prescribed under the respective agreements.

41.1.3 Reserving method

41.1.3.1 Individual life policies

The Corporation values its individual life policy liabilities by a modified net level premium method. Under this method the Corporation's future obligations in respect of guaranteed sums assured and declared bonuses are discounted using a conservative interest basis. The policy liabilities are calculated by deducting from this amount the discounted value of future net premiums receivable under the valued policies, using a conservative basis for calculating the net premiums.

41.1.3.2 Universal Life Policies

For universal life policies the amount of reserve is equal to the actual accumulated value of the portion of premiums invested in the Pakistan Life Fund after accounting for the investment return allocated to these policies.

41.1.3.3 Group Life Policies

Group life business consists of short duration one year renewable term insurance policies. Besides, it contains a five year life insurance scheme for emigrants. It is the Corporation's policy to record only the earned premium in the revenue account. The Corporation holds reserve for claims incurred but not reported up to the valuation date and provision for experience refunds where applicable.

The Corporation also holds a premium deficiency reserve for this block of business. This reserve is calculated on the basis of the unearned premium reserve. The amount of this reserve reflects the view of the Appointed Actuary regarding the eventual loss ratio expected under group insurance contracts.

41.1.3.4 Supplementary Riders

For the supplementary riders attached to individual life policies the Corporation holds a reserve equal to one full year's premium due under these policies. On the other hand, the supplementary riders attached to the group life policies are valued in the same way as the group life policies themselves.

41.1.3.5 Pension Plans

The Corporation holds a reserve equal to the market value of the assets backing the pension business statutory fund. Classification of the Government bonds held by this statutory fund as Held to Maturity means that they are valued on an IRR basis, which is currently less than their market value.

41.1.4 Reserves for outstanding claims

The Corporation holds a reserve for all claims which have been reported but are still outstanding at the reporting date. Another estimated reserve is kept within the actuarial liability for claims which have been incurred but have not yet been reported. The pattern of time lag in reporting of claims observed in previous years is used as a means of estimating as accurately as possible the liability expected to arise from the incurred but not reported claims using the chain ladder method of estimation.

41.1.5 Liability Adequacy Test

The adequacy of liability held by the Corporation has been tested using an alternative reserving method based upon realistic estimates of future mortality, expenses, lapses and investment return. Based on the results of this test the Appointed Actuary considers that the liability being kept by the Corporation is adequate.

41.1.6 Reinsurance Contracts Held

The Corporation reinsures its Pakistan business under a surplus treaty arrangement. Under this arrangement any insurance risk on a particular life which exceeds the retention level is automatically ceded to the reinsurer. The retention level is fixed by the Corporation at a level which it considers optimum and safe.

There is a similar surplus treaty arrangement for reinsurance of the Corporation's Gulf business. The retention level of the Gulf business is fixed by the Corporation which it deems to be safe for that business.

Under both these treaties the re-insurer is not under an obligation to reinsure certain high sum assured cases which exceed the obligatory limit of the reinsurer as specified in the respective treaty. Such cases are reinsured by the Corporation on a facultative basis.

The reinsurers of the Corporation are highly rated companies with a sound credit record.

Primarily, reinsurance assets are amounts due from reinsurers with respect to recoveries under claims and profit commission. Reinsurance recoveries are measured according to the terms and conditions of the reinsurance contracts.

Reinsurance liabilities consist of amounts due to reinsurers on account of reinsurance premiums due which are measured according to the terms of the arrangements.

The Corporation assesses impairment on its reinsurance assets on a regular basis to identify any losses in recoveries. As of now, the Corporation's all reinsurance assets are due from re-insurers with a credit rating of "A or above". The reinsurers maintain a sound credit history and hence no impairment provision is required.

41.1.7 Accounting estimates and judgments and process used for deciding assumptions

41.1.7.1 Mortality and disability

Due to nature of its business, the Corporation is exposed to the risk of mortality. The reserving basis utilizes a conservative estimate of mortality. The Corporation carries out a continuous mortality investigation of its individual life and group life business to assess the actual level of mortality experienced by it. The result of this study utilized to ascertain the safety margin built into its reserving basis and the mortality level to be utilized for testing the adequacy of its liability.

The Corporation also has a small exposure to disability risk covered by some of its supplementary contracts. The Corporation constantly monitors its disability experience and an investigation is carried out whenever it assesses that there is an adequate data for arriving at credible results.

41.1.7.2 Investment income

Due to the long term nature of its individual life policies, the Corporation is exposed to the risk of adverse fluctuations in interest rates. In particular a long term declining trend in the interest rates can produce a financial strain for the Corporation. To some extent this risk is mitigated by the Corporation's policy to match the duration of its assets with the duration of its liabilities, whenever this is possible. The reserving basis employed by the Corporation for valuing its liabilities contains adequate safeguards to counter any residual interest rate risk.

The past trend in returns available on Government bonds and the relationship of these returns to other financial variables such as inflation rate and short term interest rates is constantly analyzed to form an opinion regarding the investment returns expected to be earned in the future on a medium term and long term basis. These estimates are utilized in testing the adequacy of liabilities on a realistic basis.

41.1.7.3 Expenses

The Corporation is also exposed to the risk of management expenses being beyond the permissible limits or increase in expenses at a pace faster than expected. The Corporation carries out an annual expense analysis to keep track of its expenses. The result of this study is utilized in the estimation of liability under realistic assumptions to ensure the adequacy of the reserves being held.

In prior year, Corporation was not able to meet the prescribed renewal expense ratio of 18% and its management expense to renewal premium ratio exceeds 18% during the year ended December 31, 2013 after including the impact of staff retirement benefits resulting from retrospective application of amended IAS-19 since January 1, 2013. However, after considering the special circumstances and practical difficulties triggered by events which are beyond the control of Corporation, SECP had granted one time exemption of excluding past service cost and unrecognized actuarial loss of December 31, 2013 from the computation of actual management expense for the year 2013 in order to comply with the prescribed maximum management expense limits.

41.1.8 Frequency and severity of claims

41.1.8.1 Frequency

Since the Corporation covers a large number of lives from diverse backgrounds, which are geographically spread all over the country, the frequency of claims is normally expected to remain relatively stable over time due to the law of large numbers. However, the frequency can be affected in case there is a variation in the mortality rates experienced by the group of lives insured by the Corporation. An unusual catastrophic event such as a disease epidemic, flash floods or a major earthquake can produce a sudden spike in the frequency.

41.1.8.2 Severity

To some extent, the Corporation is protected from isolated large claims because the liability for any claim exceeding its retention level is automatically passed on to the reinsurer under the existing treaty arrangements. However, there is also the risk of a large number of small claims occurring due to a catastrophic event. Exposure to catastrophic events is also dependent upon the concentration of risk.

The Corporation is represented by 33 zones which are spread out all over the country. However, as the population of the country is concentrated more in the Punjab and Sindh provinces, the business distribution of the Corporation naturally reflects the same pattern. Nearly 87 % of the Corporation's business emanates from these two provinces.

In addition, there is also some concentration of risk due to the nature of group business. These policies are typically issued to an employer for coverage of all the persons in their employment. Normally, the employees of an employer are distributed over one or more establishments maintained by the employer's business. This produces local concentration of risk wherever such establishments happen to exist. Furthermore, a large number of such establishments can exist in a small geographical area such as an industrial zone or the business district of a major city.

41.1.9 Sources of uncertainty in estimation of future benefit payments and premium receipts

There are many theoretical reasons giving rise to uncertainty in estimation of future benefit payments and premium receipts.

Generally, mortality rates for a large segment of the population are quite stable from year to year but mortality is dependent upon a number of factors. Unhygienic living conditions, inadequate health care facilities, prevalence of general stress in society or emergence of epidemic disease are some socio-economic reasons which may give rise to an adverse trend in mortality rates.

Life insurance also serves as a channel for savings. However, in times of economic recession the savings rate can fall. This can reflect upon the Corporation in the form of lower new business growth and higher lapse rates of existing policies.

41.1.10 Management of insurance risk

The insurance law has laid down some minimum criteria for insurance risk management, which is mandatory for all insurers. This includes guidance regarding minimum capital requirement for insurers, requirement to submit a financial condition report on an annual basis, minimum reserving basis for the financial condition report, minimum solvency requirements and requirement to match the currency of assets and liabilities. Also the law lays down certain restrictions on the assets that may be counted as admissible assets, prescribes guidelines for valuation of assets and liabilities, prescribes reinsurance arrangements and prescribes guidelines for investment of funds.

The Corporation's strategy for management of insurance risk meets the minimum standards laid down by the law in addition to certain other practices which are specified by the Corporation.

41.1.10.1 Financial risk

a) Interest risk

The Corporation values its liabilities at the rate of 3.75% per annum, which is a requirement prescribed

by the SECP. However, the actual return earned by the Corporation is much more than this. This large gap between the valuation discount rate and the market rate ensures that there is an adequate margin for the Corporation to absorb any impact of adverse fluctuation in the inte

As a further security mechanism all the guaranteed liabilities of the Corporation are fully backed by the combined value of cash in hand, Government bonds and policy loans. The first two of these asset classes are by definition risk free. Also the policy loans are fully backed by the cash values of the underlying policies. Hence this asset class also does not carry any default risk.

The practice of valuing the assets Held to Maturity by the IRR method precludes any possibility of sudden changes in the investment return for which credit is taken in the accounts. This stability in the returns add another layer of security against interest risk.

b) **Expense risk**

Expense risk is the risk that the actual expenses of the Corporation will exceed the expense margins built in the premium rates. To cover this risk, a specific provision is kept in the actuarial reserves.

c) **Mortality risk**

The mortality used in the reserving basis is the mortality prescribed by the SECP, which is the SLIC 2001-2005 table. Due to advancement in health care technology the current mortality levels are lower than the mortality rates of this table. Hence, the reserving basis has adequate margins for absorbing the impact of adverse fluctuation in mortality.

d) **Surrenders risk**

The reserving basis used by the Corporation does not assume any surrenders. However, the Corporation ensures that the reserves kept by it for each policy are more than its surrender value. This ensures that the Corporation does not suffer any adverse impact in case any policies are surrendered.

e) **Inflation risk**

To a certain extent some inflation risk is already built into the reserving basis, since the average premium size and the average sum assured per policy tends to increase in line with inflation. Also at each actuarial valuation date the Appointed Actuary reviews the special provisions required to be kept as described under the heading Expense risk, keeping in view the expense level of the Corporation on the valuation date. This provides a mechanism of adjusting for any unanticipated movements in the inflation rate.

f) **Catastrophe risk**

The business of the Corporation is spread all over the country. However the insurance penetration rate in the country is still very low. This means that for any localized segment of the population only a small proportion of the people would be covered under life insurance. The proportion covered by the Corporation's policies is expected to be even smaller. As a result any localized catastrophic event is not expected to have any significant impact on the Corporation.

The situation is a bit different on the group insurance side where there is a higher concentration of risk because by its very nature this business often covers a large number of persons located within a restricted geographical area, such as a building or a factory premises.

This risk is mitigated to an extent due to the presence of reinsurance cover for the individual and group policies. In addition the premium rates of the Corporation are designed to adequately cater for this risk. Premium deficiency reserve held by the Corporation for its group business provides an extra layer of security against this risk.

g) **Currency risk**

The Corporation deals in only one currency within Pakistan. Hence, this risk is non-existent for the Pakistan Life Fund.

In case of the Gulf business the Corporation writes business in UAE Dirhams and US Dollars. The exchange rate parity between these two currencies is relatively stable. Also, there is a high degree of matching between the assets and liabilities in these two currencies.

The effect of fluctuation of currency risk upto 10% on the net assets to the revenue account will be as follows:

	UAE Dirhams	US Dollars
December 31, 2023		
10% increase	1,299,161	3,228,479
10% decrease	(1,299,161)	(3,228,479)
December 31, 2022		
10% increase	999,711	2,474,017
10% decrease	(999,711)	(2,474,017)

41.1.10.2 Credit risk and asset risk

Management of credit risk and asset risk deals with risks emanating from the assets side of the statement of financial position. Management of this risk has already been adequately explained under the heading "Financial risk management objectives and policies". Hence, no further explanation is deemed to be necessary.

41.1.10.3 Operational risk or pricing risk

The Corporation utilizes industry recognized underwriting practices to ensure that only standard risks are written on standard rates. Any sub standard risks identified during the underwriting process are charged suitable extra premiums. This ensures fair and equitable treatment between various risk categories and helps in keeping its standard rates competitive by the insurance industry standards.

This practice also protects the Corporation against the risk of large number of sub-standard impaired lives accumulating on its policy portfolio, since extra premium automatically charged to commensurate with such risk.

For lives which are otherwise uninsurable, the Corporation offers a special product line known as the non-declinature scheme. Individuals who are unable to obtain insurance cover due to their poor state of health can choose to obtain cover under this scheme, which by passes normal underwriting in return for a suitable extra premium and waiting period.

41.1.11 Sensitivity analysis

Mortality rates and the discounting factor are the two most significant variables which can have an impact on the policyholder liabilities. The Corporation has tested the sensitivity of its liabilities to both these variables which is as follows:

Variable	Quantum of Change	% change in liability
Increase in mortality	10%	0.07%
Decrease in mortality	10%	-0.07%
Increase in discount rate	0.5% addition in rate	-3.39%
Decrease in discount rate	0.5% reduction in rate	3.55%

According to the Life Insurance (Nationalization) Order, 1972, any increase or decrease in the actuarial surplus is shared by the policyholders and the Government as the sole shareholder in the ratio of 97.5% and 2.5% respectively.

41.2 Financial risk

The Corporation is exposed to variety of financial risks: market risk (comprising interest rate risk, currency risk, and other price risk), credit risk and liquidity risk in relation to the financial statements on its statement of financial position. The Corporation's risk management program is geared to ensure the survival of the Corporation as a going concern in the face of all sources of significant identifiable financial risks. It focuses

on the unpredictability of financial markets and seeks to minimize potential adverse effects on the Corporation's financial performance.

The Board of Directors has the overall responsibility for establishment and oversight of the Corporation's risk management framework and is responsible for developing risk management policies and its monitoring.

41.2.1 Interest rate risk

2023

		Interest / Markup bearing			Non-interest / Non-markup bearing			Total
		Maturity upto one year	Maturity after one year	Sub total	Maturity upto one year	Maturity after one year	Sub total	
Note		(Rupees in '000)						
Financial Assets								
Investments								
Equity securities	7	-	-	-	145,611,242	-	145,611,242	145,611,242
Mutual funds	8	-	-	-	9,458,269	-	9,458,269	9,458,269
Government securities	9	179,505,761	1,038,836,074	1,218,341,835	-	-	-	1,218,341,835
Debt securities	10	-	13,240,251	13,240,251	-	-	-	13,240,251
Loans secured against life insurance policies		-	159,781,265	159,781,265	-	-	-	159,781,265
Insurance / reinsurance receivables	11	-	-	-	183,224,823	1,340,908	184,565,731	184,565,731
Other loans and receivables	12	992,792	-	992,792	94,545,144	-	94,545,137	95,537,936
Cash & bank	14	13,318,736	9,909,273	23,228,009	13,380,009	-	13,380,009	36,608,018
As at December 31, 2023		193,817,289	1,221,766,862	1,415,584,152	446,219,481	1,340,908	447,560,389	1,863,144,547
Financial Liabilities								
Insurance liabilities	18	-	-	-	194,249,640	1,608,730,833	1,802,980,473	1,802,980,473
Premium received in advance		-	-	-	5,903,946	-	5,903,946	5,903,946
Insurance / reinsurance payables	21	-	-	-	1,994,831	-	1,994,831	1,994,831
Other creditors and accruals	22	-	-	-	53,223,771	-	53,223,771	53,223,771
As at December 31, 2023		-	-	-	255,372,189	1,608,730,833	1,864,103,022	1,864,103,022
On Balance Sheet Financial Instrument								
As at December 31, 2023		193,817,296	1,221,766,862	1,415,584,152	190,847,292	(1,607,389,924)	(1,416,542,633)	(958,475)

2022

		Interest / Markup bearing			Non-interest / Non-markup bearing			Total
		Maturity upto one year	Maturity after one year	Sub total	Maturity upto one year	Maturity after one year	Sub total	
Note		(Rupees in '000)						
Financial Assets								
Investments								
Equity securities	7	-	-	-	77,799,314	-	77,799,314	77,799,314
Mutual funds	8	-	-	-	7,169,767	-	7,169,767	7,169,767
Government securities	9	212,412,158	921,259,345	1,133,671,503	-	-	-	1,133,671,503
Debt securities	10	-	10,763,786	10,763,786	-	-	-	10,763,786
Loans secured against life insurance policies		-	171,822,531	171,822,531	-	-	-	171,822,531
Insurance / reinsurance receivables	11	-	-	-	77,397,131	695,565	78,092,695	78,092,695
Other loans and receivables	12	-	-	-	64,902,078	-	64,902,078	64,902,078
Cash & bank	14	11,084,563	3,643,189	14,727,752	33,608,081	-	33,608,081	48,335,834
As at December 31, 2022		223,496,721	1,107,488,852	1,330,985,573	260,876,371	695,565	261,571,936	1,592,557,509
Financial Liabilities								
Insurance liabilities		-	-	-	118,667,425	1,403,341,087	1,522,008,512	1,522,008,512
Premium received in advance	18	-	-	-	5,326,067	-	5,326,067	5,326,067
Insurance / reinsurance payables		-	-	-	1,154,322	-	1,154,322	1,154,322
Other creditors and accruals	21	-	-	-	30,234,214	-	30,234,214	30,234,214
As at December 31, 2022	22	-	-	-	155,382,027	1,403,341,087	1,558,723,114	1,558,723,114
On Balance Sheet Financial Instrument								
As at December 31, 2022		223,496,721	1,107,488,852	1,330,985,573	105,494,344	(1,402,645,522)	(1,297,151,178)	33,834,395

41.2.2 Market risk

Market risk is the risk of adverse financial impact as a consequence of market movements of prices of financial instruments and securities. Such price movements can arise due to variation of market interest rates, currency exchange rates, industry profitability and other economic factors.

The Corporation's investments are primarily in long term Government bonds. In addition, the Corporation also has a significant exposure to the equity market and invests some funds in corporate term finance certificates. Funds awaiting long term investment are kept in short duration fixed deposits with banks.

41.2.3 Interest rate risk

Interest rate risk is the risk that the value of future cash flows of a financial instrument will fluctuate because of changes in market interest rates. The Corporation is exposed to interest rate risk since it issues insurance policies which are long term in nature. These policies are essentially backed by long term Government bonds and cash at bank.

It is the policy of the Corporation to match the average duration of its investments in Government bonds with the average duration of its policyholders liabilities as much as possible but this is not always possible due to market limitations. This is because sufficient quantities of the Government bonds of longer duration are not available in the market. As a result some mismatch in the average duration of the Corporation's liabilities and assets is possible.

Interest rate risk exposures from options and guarantees embedded in insurance liabilities.

The Corporation's deposit administration pension contracts have certain guarantees that transfer interest rate risk to the Corporation. These guarantees include a minimum guaranteed investment return of 0.375% per month on the pension funds being managed by the Corporation. The pension liabilities of the Corporation are a very insignificant proportion of overall liabilities of the Corporation and historically investment return earned on the assets backing these liabilities has never been below the amount of the guaranteed return.

41.2.4 Currency risk

Currency risk is the risk that the fair value or future cash flows of financial instruments will fluctuate because of changes in foreign exchange rates. This risk arises if there is a currency mismatch between the assets and liabilities.

All assets and liabilities of the Corporation within Pakistan are in Pakistan rupees. This business is therefore not exposed to any currency risk.

The Corporation's Overseas Life Fund undertakes business in US Dollars and UAE Dirhams. It is policy of the Corporation to ensure the maximum possible currency matching between its assets and liabilities in each currency. Historically, UAE Dirham has remained pegged to US Dollar, hence any inadvertent mismatch between these two currencies is not expected to entail any significant currency risk.

Carrying amounts of the Corporation's foreign currency denominated assets, liabilities and reserves are as follows:

	2023		2022	
	UAE Dirhams	US Dollars	UAE Dirhams	US Dollars
	----- (in '000)	-----	----- (in '000)	-----
Assets	234,288	229,040	171,079	145,529
Liabilities	63,233	113,212	9,130	36,325
Reserves	171,055	115,828	161,949	109,204

41.2.5 Other price risk

Other price risk is the risk that equity prices can fluctuate due to speculative investment activity, variations in the profit outlook of industries, interest rates prevailing in the market and general market sentiment, whether those changes are caused by factors specific to the individual financial instrument or its issuer, or factors affecting all similar financial instruments traded in the market.

The Corporation's investment in listed securities are exposed to market price risk arising from uncertainties about the future value of investment securities. The Corporation limits market risk by maintaining a diversified portfolio and by continuous monitoring of developments in equity. In addition, the Corporation actively monitors the key factors that affect stock market.

41.2.6 Credit risk

Credit risk refers to the risk that a counterparty will default on its contractual obligation resulting in financial loss to the Corporation. The key areas of exposure to credit risk for the Corporation are in relation to its investment portfolio, reinsurance program and to a lesser extent amounts due from policyholders and intermediaries.

The Corporation has adopted a policy of only dealing with creditworthy counterparties and obtaining sufficient collateral where appropriate, as a means of mitigating the risk of financial loss from defaults. The Corporation only transacts with entities that are rated the equivalent to investment grade and above.

This information is supplied by independent rating agencies where available and if not available the Corporation uses other publicly available financial information and its own trading records to rate its major policyholders and reinsurers. The Corporation's exposure and credit ratings of its counterparties are continuously monitored and the aggregate value of transactions concluded is spread amongst approved counterparties.

Receivables consist of a large number of policyholders, spread across diverse industries and geographical areas. The Corporation extends policy loans to its policyholders. These loans are entirely backed by the cash values of their policies.

The Corporation does not have any significant credit risk exposure to any single counterparty or any group of counterparties. Concentration of credit did not exceed 5% of gross monetary assets at any time during the year. The credit risk on liquid funds is limited because the counterparties are banks with high credit-ratings. The Corporation does not invest in derivative financial instruments.

The carrying amount of financial assets represents the maximum credit exposure, as specified below:

	Note	2023 ----- (Rupees in '000)	2022 -----
Bank deposits		82,151,402	45,127,548
Loans secured against life insurance policies		159,781,265	171,822,531
Investments		1,386,551,597	1,229,404,370
Insurance / reinsurance receivables	11	184,565,731	78,092,696
Other loans and receivables		95,537,936	64,902,078
Total		<u>1,908,587,931</u>	<u>1,589,349,224</u>
The age analysis of insurance/reinsurance receivable:			
Up to 1 year		<u>184,565,731</u>	<u>78,092,696</u>

Subsequent years premium falling due under the policy are recognized if received before expiry of the grace period, or if advanced by the corporation under the Automatic Non-forfeiture provisions. However, premiums due in the month of December but not received are recognized if the grace period is to expire after the next 1st January. Hence the age of outstanding premium is always less than one year.

The credit quality of the Corporation's bank balances can be assessed with reference to external credit ratings as follows:

Bank name	Long term	Short term	Rating Agency	2023	2022
				----- (Rupees in '000) -----	
Allied Bank Limited	AAA	A1+	PACRA	1,384	1,384
Bank AL Habib Limited	AAA	A1+	JCR-VIS	4,419,975	-
Bank Al Falah Limited	AA+	A1+	PACRA	9,130,409	6,589,001
Dubai Islamic Bank	AA	AA+	JCR-VIS	179,105	125,670
First Women Bank Limited	A-	A2	PACRA	7,435	9,893
Habib Bank Limited	AAA	A1+	JCR-VIS	14,365,264	16,503,855
MCB Bank Limited	AAA	A1+	PACRA	238,309	23,248
Mobilink Micro Finance Bank	A	A1	PACRA	99,563	33,900
National Bank of Pakistan	AAA	A1+	PACRA	-	87,423
Barclays Banks	-	-	-	28,212	20,754
The Bank of Punjab	AA	A1+	PACRA	4,048,952	3,398,515
Faysal Bank Limited	AA+	A1+	JCR-VIS	4,231,558	1,545,427
Samba Bank Limited	AA	A-1	PACRA	6,937	8,191
Silk Bank Limited	A-	A-2	JCR-VIS	15,262	15,984
Sindh Bank Limited	A+	A1+	JCR-VIS	1	1
Soneri Bank Limited	AA	A1+	PACRA	4,338,706	3,016,150
Standard Chartered Bank Limited	AAA	A1+	PACRA	159	159
Summit Bank Limited	-	-	JCR-VIS	4,576	9,469
United Bank Limited	AAA	A1+	JCR-VIS	34,268,429	12,395,464
Habib Metropolitan Bank	AA+	A1+	PACRA	-	9,578
Julius Bar Bank	-	-	-	1,057,387	52,244
Al Ahli Bank Kuwait	-	-	-	103,176	18,723
Bank of Singapore	-	-	-	5,606,603	1,262,516
				<u>82,151,402</u>	<u>45,127,549</u>

The credit quality of amount due from other insurers and reinsurers can be assessed with reference to external credit ratings as follows:

Rating Status	2023	2022
	----- (Rupees in '000) -----	
A or above	<u>1,340,908</u>	<u>695,565</u>

41.2.7 Liquidity risk

Liquidity risk is the risk that the Corporation cannot meet its obligations associated with financial liabilities as they fall due.

The Corporation has adopted an appropriate liquidity risk management framework for the management of the Corporation's liquidity requirements. The Corporation manages liquidity risk by maintaining banking facilities by continuously monitoring forecast and actual cash flows and matching the maturity profiles of assets and liabilities. The Corporation is exposed to liquidity risk arising from clients on its insurance and investment contracts. The Corporation maintains adequate liquid reserves to meet any eventuality arising from a catastrophe.

Liquidity management ensures that the Corporation has sufficient access to funds necessary to cover insurance claims, surrenders, withdrawals and maturing liabilities. In practice, most of the Corporation's assets are marketable securities which could be converted into cash when required.

41.2.8 The fair values of all major financial assets are estimated to be not significantly different from their carrying values except for the following:

	2023	
	Carrying value	Fair value
	----- (Rupees in '000) -----	
Government securities	<u>1,218,241,835</u>	<u>1,074,911,638</u>
	2022	
	Carrying value	Fair value
	----- (Rupees in '000) -----	
Government securities	<u>1,133,671,503</u>	<u>999,072,761</u>

41.2.9 Reinsurance risk

In order to minimise the financial exposure arising from large claims, the Company, in the normal course of business, enters into agreement with other reinsurers.

Reinsurance ceded does not relieve the Company from its obligation to policy holders and as a result the Company remains liable for the portion of outstanding claims reinsured to the extent that reinsurer fails to meet the obligation under the reinsurance agreements.

In order to manage this risk, the Company obtains reinsurance cover only from companies with sound financial health.

42 CAPITAL RISK MANAGEMENT

The Corporation manages its capital to ensure that it remains financially solvent while maintaining adequate financial strength to sustain business growth. It also complies with the minimum capital requirements of the SECP. The capital structure of the Corporation consists of equity attributable to the Government which is the sole shareholder of the Corporation and accumulated surplus.

There were no changes made to the objectives, policies and processes for managing capital.

Further details are given in the table below:

	2023	2022
	----- (Rupees in '000) -----	
Accumulated surplus	1,869,842	2,213,605
Ledger account C & D	28,600,427	18,190,546
General reserve	1,661,919	808,314
Issued, subscribed and paid-up capital	<u>8,000,000</u>	<u>6,200,000</u>
Shareholders' equity	<u>40,132,188</u>	<u>27,412,465</u>

43 FAIR VALUE OF FINANCIAL INSTRUMENTS

43.1 Carrying amount versus fair value

The following table compares the carrying amounts and fair values of the Corporation's financial assets and financial liabilities as at December 31, 2023.

The Corporation considers that the carrying amount of the following financial assets and financial liabilities are a reasonable approximation of their fair value:

	As at December 31, 2023		As at December 31, 2022	
	Carrying value	Fair value	Carrying value	Fair value
----- (Rupees in '000) -----				
Financial Assets				
- Cash and bank deposits	82,227,016	82,227,016	48,345,441	48,345,441
- Loans secured against life insurance policies	159,781,265	159,781,265	171,822,531	171,822,531
- loan to agents	98,204	98,204	86,441	86,441
- loan to employees	1,420,194	1,420,194	936,969	936,969
- Other loans and receivables	94,019,538	94,019,538	63,878,669	63,878,669
Investments				
Fair value through Profit and loss				
Listed equity securities and mutual fund units	152,701,380	152,701,380	83,342,853	83,342,853
Unlisted equity securities and mutual fund units	2,368,132	2,368,132	1,626,228	1,626,228
Held to maturity				
Government securities	1,218,241,835	1,074,911,638	1,133,671,503	999,072,761
Holding in subsidiary companies	323,618	323,618	323,618	323,618
Other fixed income securities	13,240,251	13,240,251	10,763,786	10,763,786
	1,386,875,215	1,243,545,018	1,229,727,988	1,095,129,246
- Insurance / reinsurance receivables	184,565,731	184,565,731	78,092,696	78,092,696
Financial Liabilities				
- Balance of statutory funds-including policyholders' liabilities	1,802,980,473	1,802,980,473	1,522,008,512	1,522,008,512
- Creditors and accruals	53,223,771	53,223,771	30,235,746	30,235,746
- Premium received in advance	5,903,946	5,903,946	5,326,067	5,326,067
- Insurance / reinsurance payables	1,994,831	1,994,831	1,154,322	1,154,322

43.2 FAIR VALUE HIERARCHY

The level in the fair value hierarchy within which the asset or liability is categorized is determined on the basis of the lowest level input that is significant to the fair value measurement.

Assets and liabilities are classified in their entirety into only one of the three levels.

The fair value hierarchy has the following levels:

- Level 1 - quoted prices (unadjusted) in active markets for identical assets or liabilities.
- Level 2 - inputs other than quoted prices included within Level 1 that are observable for the asset or liability, either directly (i.e. as prices) or indirectly (i.e. derived from prices).
- Level 3 - inputs for the asset or liability that are not based on observable market data (unobservable inputs).

The table below analyses assets measured at the end of the reporting period by the level in the fair value hierarchy into which the fair value measurement is categorized:

	As at December 31, 2023	Level 1	Level 2	Level 3
----- (Rupees in '000) -----				
Financial Assets at carrying value				
<i>Investments at carrying value Fair value through Profit and loss</i>				
Listed equity securities and mutual fund units	152,701,380	152,701,380	-	-
Unlisted equity securities and mutual fund units	2,368,132	-	2,368,132	-
Holding in subsidiary companies	323,618	-	-	323,618
	<u>155,393,129</u>	<u>152,701,380</u>	<u>2,368,132</u>	<u>323,618</u>

	As at December 31, 2022	Level 1	Level 2	Level 3
----- (Rupees in '000) -----				
Financial Assets at carrying value				
<i>Investments at carrying value Fair value through Profit and loss</i>				
Listed equity securities and mutual fund units	83,342,853	83,342,853	-	-
Unlisted equity securities and mutual fund units	1,626,228	-	1,626,228	-
Holding in subsidiary companies	323,618	-	-	323,618
	<u>85,292,699</u>	<u>83,342,853</u>	<u>1,626,228</u>	<u>323,618</u>

Carrying values of all other financial assets and liabilities approximate their fair value.

43.3 Transfers during the period

During the year to December 31, 2023:

- There were no transfers between Level 1 and Level 2 fair value measurements.
- There were no transfers into or out of Level 3 fair value measurements.

43.4 Valuation techniques

Fair value of investments is determined as follows:

- Fair value of listed equity securities is determined on the basis of closing market prices quoted on the respective stock exchange.
- Unlisted equity securities are carried at cost.
- Investments in subsidiary companies are being carried at cost.
- Fair value of open-ended mutual fund is determined on the basis of closing net assets value taken from MUFAP.

44 CORRESPONDING FIGURES

The corresponding figures of these unconsolidated financial statements has been reclassified for better presentation. Following reclassification is made during the year.

Reclassification From	Reclassified To	----- (Rupees in '000) -----
- Taxation - payments less provision	- Taxation - provision less payments	1,100,804
- Marketing and administration expenses	- Acquisition expenses	11,528
- Capital contributed to statutory fund	- Unappropriated profit	100,000

45 SUBSEQUENT EVENTS

The Board of Directors of the Corporation in their meeting held on 20 April, 2024 declared dividend of Rs. 2,500 million (2022: Rs. 2,000 million).

These unconsolidated financial statements for the year ended December 31, 2023 do not include the effect of these appropriations and these will be accounted in the unconsolidated financial statements for the year ending December 31, 2024.

46 NUMBER OF EMPLOYEES

2023

2022

The details of number of employees are as follows:

Permanent employees as at year end	3,726	3,756
Area managers	1,143	1,127
	<u>4,869</u>	<u>4,883</u>
Average number of employees during the year	<u>4,876</u>	<u>4,890</u>

47 DATE OF AUTHORISATION FOR ISSUE

These unconsolidated financial statements were authorized for issue by the Board of Directors of the Corporation on 30 April, 2024.

48 GENERAL

Figures in these unconsolidated financial statements have been rounded off to nearest thousand of rupees. In narrative notes, certain figures have been rounded off to million of rupees.



Sulaiman S. Mehdi
Chairman



Humayun Bashir
Director



Pouruchisty Sidhwa
Director



Shoaib Javed Hussain
Chief Executive Officer



Muhammad Rashid
Chief Financial Officer



“

*Financial
Statements*

CONSOLIDATED



Independent **Auditors' Report**

To the members of State Life Insurance Corporation of Pakistan

Report on the Audit of the Consolidated Financial Statements

Opinion

We have audited the annexed consolidated financial statements of State Life Insurance Corporation of Pakistan and its subsidiaries (the Group), which comprise the consolidated statement of financial position as at December 31, 2023, and the consolidated statement of comprehensive income, the consolidated statement of changes in equity and the consolidated cash flow statement for the year then ended, and notes to the consolidated financial statements, comprising material accounting policy information and other explanations.

In our opinion, consolidated financial statements give a true and fair view of the consolidated financial position of the Group as at December 31, 2023, and of its consolidated financial performance and its consolidated cash flows for the year then ended in accordance with the accounting and reporting standards as applicable in Pakistan.

Basis for Opinion

We conducted our audit in accordance with International Standards on Auditing (ISAs) as applicable in Pakistan. Our responsibilities under those standards are further described in the Auditors' Responsibilities for the Audit of the Consolidated Financial statements section of our report. We are independent of the Group in accordance with the International Ethics Standards Board for Accountants' Code of Ethics for Professional Accountants as adopted by the Institute of the Chartered Accountants of Pakistan (the Code), and we have fulfilled our other ethical responsibilities in accordance with the Code. We believe that the audit evidence we have obtained is sufficient and appropriate to provide a basis for our opinion.

Emphasis of Matter

We draw attention to the note 23.1.12 to the consolidated financial statements that describes the chargeability of sales tax on premium by provincial revenue authorities.

Our opinion is not modified in respect of this matter.

Information Other than the Consolidated Financial Statements and Auditors' Report Thereon

Management is responsible for the other information. The other information comprises the information included in the annual report, but does not include the consolidated financial statements and our auditors' report thereon.

Our opinion on the consolidated financial statements does not cover the other information and we do not express any form of assurance conclusion thereon.

In connection with our audit of the consolidated financial statements, our responsibility is to read the other information and, in doing so, consider whether the other information is materially inconsistent with the consolidated financial statements or our knowledge obtained in the audit or otherwise appears to be materially misstated. If, based on the work we have performed, we conclude that there is a material misstatement of this other information; we are required to report that fact. We have nothing to report in this regard.

Responsibilities of Management and the Board of Directors for the Consolidated Financial Statements

Management is responsible for the preparation and fair presentation of the consolidated financial statements in accordance with accounting and reporting standards as applicable in Pakistan and the requirements of Insurance Ordinance, 2000 and Companies Act, 2017 (XIX of 2017) and for such internal control as management determines is necessary to enable the preparation of consolidated financial statements that are free from material misstatement, whether due to fraud or error.

In preparing the consolidated financial statements, management is responsible for assessing the Group's ability to continue as a going concern, disclosing, as applicable, matters related to going concern and using the going concern basis of accounting unless management either intends to liquidate the Group or to cease operations, or has no realistic alternative but to do so.

The Board of Directors is responsible for overseeing the Group's financial reporting process.

Auditor's Responsibilities for the Audit of the Consolidated Financial Statements

Our objectives are to obtain reasonable assurance about whether the consolidated financial statements as a whole are free from material misstatement, whether due to fraud or error, and to issue an auditors' report that includes our opinion. Reasonable assurance is a high level of assurance, but is not a guarantee that an audit conducted in accordance with ISAs as applicable in Pakistan will always detect a material misstatement when it exists. Misstatements can arise from fraud or error and are considered material if, individually or in the aggregate, they could reasonably be expected to influence the economic decisions of users taken on the basis of these consolidated financial statements.

As part of an audit in accordance with ISAs as applicable in Pakistan, we exercise professional judgment and maintain professional skepticism throughout the audit. We also:

- Identify and assess the risks of material misstatement of the consolidated financial statements, whether due to fraud or error, design and perform audit procedures responsive to those risks, and obtain audit evidence that is sufficient and appropriate to provide a basis for our opinion. The risk of not detecting a material misstatement resulting from fraud is higher than for one resulting from error, as fraud may involve collusion, forgery, intentional omissions, misrepresentations, or the override of internal control.
- Obtain an understanding of internal control relevant to the audit in order to design audit procedures that are appropriate in the circumstances, but not for the purpose of expressing an opinion on the effectiveness of the Group's internal control.
- Evaluate the appropriateness of accounting policies used and the reasonableness of accounting estimates and related disclosures made by management.
- Conclude on the appropriateness of management's use of the going concern basis of accounting and, based on the audit evidence obtained, whether a material uncertainty exists related to events or conditions that may cast significant doubt on the Group's ability to continue as a going concern. If we conclude that a material uncertainty exists, we are required to draw attention in our auditors' report to the related disclosures in the consolidated financial statements or, if such disclosures are inadequate, to modify our opinion. Our conclusions are based on the audit evidence obtained up to the date of our auditors' report. However, future events or conditions may cause the Group to cease to continue as a going concern.
- Evaluate the overall presentation, structure and content of the consolidated financial statements, including the disclosures, and whether the consolidated financial statements represent the underlying transactions and events in a manner that achieves fair presentation.
- Obtain sufficient appropriate audit evidence regarding the financial information of the entities or business activities within the Group to express an opinion on the consolidated financial statements. We are responsible for the direction, supervision and performance of the group audit. We remain solely responsible for our audit opinion.

We communicate with the Board of Directors regarding, among other matters, the planned scope and timing of the audit and significant audit findings, including any significant deficiencies in internal control that we identify during our audit.

Other Matter:

The annual consolidated financial statements of the Group for the preceding year December 31, 2022 were audited by Grant Thornton Anjum Rahman and BDO Ebrahim & Co, whose audit report dated June 22, 2023 expressed an unmodified opinion.

The engagement partners on the audit resulting in this independent auditor's report are Junaid Ashraf and Tariq Feroz Khan on behalf of Riaz Ahmad and Company and BDO Ebrahim & Co., respectively.



Riaz Ahmad & Company
Chartered Accountants

Karachi
Date: April 30, 2024
UDIN: AR20231004546EQFI3AW



BDO Ebrahim & Co
Chartered Accountants

Karachi
Date: April 30, 2024
UDIN: AR202310166MNocnDHXJ

Consolidated Statement of Financial Position

AS AT DECEMBER 31, 2023

		2023	2022
	Note	----- (Rupees in '000) -----	
ASSETS			
Property and equipment	4	1,423,537	1,049,424
Intangible asset	5	316	497
Investment properties	6	3,466,461	3,573,082
Investments			
Equity securities	7	145,776,597	77,990,966
Mutual funds	8	9,458,269	7,169,767
Government securities	9	1,218,540,388	1,134,162,759
Debt securities	10	13,240,251	10,763,786
Loans secured against life insurance policies		159,781,265	171,822,531
Insurance / reinsurance receivables	11	184,703,277	78,199,817
Other loans and receivables	12	95,910,441	65,280,415
Reinsurance recoveries against outstanding claims		101,276	91,694
Salvage recoveries accrued		-	862
Deferred commission expense/acquisition cost		24,952	15,115
Advance Taxation		16,280,285	4,726,732
Prepayments	13	331,888	93,623
Cash & bank	14	82,542,384	48,470,888
		<u>1,931,581,587</u>	<u>1,603,411,958</u>
		65,197	-
		<u>1,931,646,784</u>	<u>1,603,411,958</u>
Total Assets of Window Takaful Operations - Operator's Fund			
TOTAL ASSETS			
EQUITY AND LIABILITIES			
CAPITAL AND RESERVES ATTRIBUTABLE TO GROUP'S EQUITY HOLDERS			
Ordinary share capital	15	8,000,000	6,200,000
Ledger account C & D		28,600,427	18,190,546
Group reserves	17	3,927,386	3,378,432
		<u>40,527,813</u>	<u>27,768,978</u>
Non-controlling interest		35,915	34,463
TOTAL EQUITY		<u>40,563,728</u>	<u>27,803,441</u>
LIABILITIES			
Insurance liabilities	18	1,803,319,945	1,522,305,774
Retirement benefit obligations	19	7,103,749	6,113,692
Deferred capital grant		5,705	26,692
Deferred taxation	20	15,614,872	9,200,076
Premium received in advance		5,917,525	5,333,943
Insurance / reinsurance payables	21	2,086,881	1,223,216
Other creditors and accruals	22	53,281,061	30,301,120
Provision for taxation		3,741,004	1,104,004
		<u>1,891,070,742</u>	<u>1,575,608,517</u>
		12,314	-
		<u>1,891,083,056</u>	<u>1,575,608,517</u>
Total Liabilities of Window Takaful Operations (General Insurance) - Operator's Fund			
TOTAL LIABILITIES			
TOTAL EQUITY AND LIABILITIES			
		<u>1,931,646,784</u>	<u>1,603,411,958</u>
CONTINGENCIES AND COMMITMENTS			
	23		

The annexed notes from 1 to 49 form an integral part of these consolidated financial statements.

Sulaiman S. Mehdi
Chairman

Humayun Bashir
Director

Pouruchisty Sidhwa
Director

Shoab Javed Hussain
Chief Executive Officer

Muhammad Rashid
Chief Financial Officer

Consolidated Statement of Comprehensive Income

FOR THE YEAR ENDED DECEMBER 31, 2023

		2023	2022
	Note	----- (Rupees in '000) -----	
Premium revenue		269,198,435	244,392,607
Premium ceded to reinsurers		(1,107,261)	(999,538)
Net insurance premium revenue	24	<u>268,091,174</u>	<u>243,393,069</u>
Investment income	25	149,184,899	114,752,803
Net realised fair value gain on financial assets	26	5,393,611	440,311
Net fair value loss on financial assets at fair value through profit or loss	27	33,196,648	(13,563,680)
Net rental income	28	854,862	713,099
Other income	29	69,379,839	37,772,192
		<u>258,009,859</u>	<u>140,114,725</u>
Net income		<u>526,101,033</u>	<u>383,507,794</u>
Insurance benefits		248,058,095	175,695,661
Recoveries from reinsurers		(423,625)	(283,556)
Premium deficiency		4,082	(1,834)
Claim related expense		23,161	25,353
Net insurance benefits	30	<u>247,661,713</u>	<u>175,435,624</u>
Net change in insurance liabilities (other than outstanding claims)		205,389,747	149,856,354
Acquisition expenses	32	29,575,592	22,709,726
Marketing and administration expenses	33	17,973,928	14,095,323
Other expenses	34	947,072	768,031
Total expenses		<u>253,886,339</u>	<u>187,429,434</u>
Results of operating activities		<u>24,552,981</u>	<u>20,642,736</u>
Finance cost	35	(391)	(997)
Profit before tax from Window Takaful Operations - Operator's Fund		4,061	-
Profit before tax		<u>24,556,651</u>	<u>20,641,739</u>
Income tax expense	36	(9,796,364)	(6,939,497)
Profit for the year		<u>14,760,287</u>	<u>13,702,242</u>
Other comprehensive income		-	-
Total comprehensive income for the year		<u>14,760,287</u>	<u>13,702,242</u>
Profit / (loss) for the year attributable to:			
Equity holder of parent		14,758,835	13,703,447
Non-controlling interest		1,452	(1,205)
		<u>14,760,287</u>	<u>13,702,242</u>
Earnings per share - Rupees	37	<u>184.49</u>	<u>Restated 171.29</u>

The annexed notes from 1 to 49 form an integral part of these consolidated financial statements.



Sulaiman S. Mehdi
Chairman



Humayun Bashir
Director



Pouruchisty Sidhwa
Director



Shoaib Javed Hussain
Chief Executive Officer



Muhammad Rashid
Chief Financial Officer

Consolidated Statement of Cash Flow

FOR THE YEAR ENDED DECEMBER 31, 2023

	2023	2022
Note	----- (Rupees in '000) -----	
Operating Cash flows		
(a) Underwriting activities		
Premiums received	168,356,875	194,890,375
Reinsurance premiums paid	(263,806)	(401,951)
Claims paid	(83,942,792)	(67,355,810)
Surrenders paid	(88,549,781)	(44,064,726)
Reinsurance and other recoveries paid	(231,302)	(51,199)
Commissions paid	(19,313,084)	(14,014,272)
Commission received	2,258	1,026
Other underwriting payments, if any	(7,416,944)	(7,096,397)
Net cash flow from underwriting activities	(31,358,576)	61,907,046
(b) Other operating activities		
Income tax paid	(12,288,444)	(1,293,781)
Other operating payments	(499,923)	(4,696,283)
General management expense paid	(10,134,138)	(12,168,743)
Other operating receipts	9,955	54
Other loans	646	900
Loans secured against life insurance policies - advanced	(20,221,872)	(5,707,326)
Loans secured against life insurance policies - repayments received	27,423,190	18,903,882
Net cash flow used in other operating activities	(15,710,586)	(4,961,297)
Total cash flow from all operating activities	(47,069,162)	56,945,749
Investment activities		
Profit / return received	168,436,830	94,449,381
Dividends received	12,206,563	8,965,905
Rentals received	1,706,145	1,384,319
Payments for investments	(391,079,216)	(527,511,881)
Proceeds from disposal of investments	285,998,871	319,648,011
Fixed capital expenditure	(525,899)	(332,364)
Proceeds from disposal of fixed assets	136,057	(10,538)
Total cash flow generated from / (used in) investing activities	76,879,351	(103,407,167)
Financing activities		
Lease payments	(4,777)	(4,760)
Dividends paid	(2,000,000)	(1,720,286)
Total cash flow used in financing activities	(2,004,777)	(1,725,046)
Net cash flow (used in) / generated from all activities	27,805,412	(48,186,464)
Cash and cash equivalents at beginning of the year	44,827,699	93,014,163
Cash and cash equivalents at end of the year	72,633,111	44,827,699
14.1		
Reconciliation to profit and loss account		
Operating cash flows	(47,069,162)	56,945,749
Depreciation expense	(138,537)	(126,905)
Financial charges expense	391	(997)
Disposal on disposal of property and equipment	4,094	6,510
Investment income	258,951,758	140,107,306
Amortization/capitalization	72,059	540,936
Non-Cash Adjustments (APL)	-	(24,592,135)
Other income	15,578	11,343
Increase in assets other than cash	115,220,926	62,101,183
Increase in liabilities other than running finance	(100,501,573)	(65,702,412)
Other adjustments	(6,405,700)	(5,731,982)
Net change in insurance liabilities (other than outstanding claims)	(205,389,747)	(149,856,354)
Profit after taxation	14,760,287	13,702,242

The annexed notes from 1 to 49 form an integral part of these consolidated financial statements.



Sulaiman S. Mehdi
Chairman



Humayun Bashir
Director



Pouruchisty Sidhwa
Director



Shoab Javed Hussain
Chief Executive Officer



Muhammad Rashid
Chief Financial Officer

Consolidated Statement of Changes In Equity

FOR THE YEAR ENDED DECEMBER 31, 2023

	Attributable to equity holders of the parent				Total
	Ordinary share capital	Ledger Account C & D*	Group reserves	Non Controlling Interest	
	----- (Rupees in '000) -----				
Balance as at January 1, 2022	4,900,000	8,544,917	2,340,900	35,668	15,821,485
Dividend paid for the year ended December 31, 2021	-	-	(1,720,286)	-	(1,720,286)
Transferred to group reserves	-	30,965	(30,965)	-	-
Total comprehensive income for the year	-	-	13,703,447	(1,205)	13,702,242
Surplus for the year retained in statutory funds-net of tax	-	11,614,664	(11,614,664)	-	-
Transferred from ledger to shareholder	-	(2,000,000)	2,000,000	-	-
Transfer for the issuance of share capital	1,300,000	-	(1,300,000)	-	-
Balance as at December 31, 2022	6,200,000	18,190,546	3,378,432	34,463	27,803,441
Balance as at January 1, 2023	6,200,000	18,190,546	3,378,432	34,463	27,803,441
Dividend paid for the year ended December 31, 2022	-	-	(2,000,000)	-	(2,000,000)
Transferred to group reserves	-	-	-	-	-
Total comprehensive income for the year	-	-	14,758,835	1,452	14,760,287
Surplus for the year retained in statutory funds-net of tax	-	10,009,881	(10,009,881)	-	-
Transferred from ledger to shareholder	-	400,000	(400,000)	-	-
Transfer for the issuance of share capital	1,800,000	-	(1,800,000)	-	-
Balance as at December 31, 2023	8,000,000	28,600,427	3,927,386	35,915	40,563,728

* This includes balances maintained in accordance with the requirements of Section 35 of the Insurance Ordinance, 2000 read with Rule 14 of the Insurance Rules, 2017 (previously the SEC Insurance Rules, 2002) to meet solvency margins, which are mandatorily maintained for the carrying on of the life insurance business.

The annexed notes from 1 to 49 form an integral part of these consolidated financial statements.



Sulaiman S. Mehdi
Chairman



Humayun Bashir
Director



Pouruchisty Sidhwa
Director



Shoaib Javed Hussain
Chief Executive Officer



Muhammad Rashid
Chief Financial Officer

Notes to the Consolidated Financial Statements

FOR THE YEAR ENDED DECEMBER 31, 2023

1 LEGAL STATUS AND NATURE OF BUSINESS

The Group consists of:

Holding Corporation: State Life Insurance Corporation of Pakistan

Subsidiary Companies:

- 1 State Life (Lakie road) Properties (Private) Limited
- 2 State Life (Abdullah Haroon Road) Properties (Private) Limited
- 3 Alpha Insurance Company Limited

State Life Insurance Corporation of Pakistan

The State Life Insurance Corporation of Pakistan (the Holding Corporation) was incorporated in Pakistan on November 01, 1972 under the Life Insurance Nationalization Order, 1972 (LINO). The Corporation's principal office is located at State Life Building No. 9, Dr. Ziauddin Ahmad Road, Karachi. It operates in Pakistan through 37 zones for individual life business alongwith 7 Regions, 4 zones for group life business and in the gulf countries comprising United Arab Emirates (UAE) through zonal office located at Dubai (UAE).

The Holding Corporation is engaged in the life insurance business and accident and health insurance business.

State Life (Lakie road) Properties (Private) Limited

State Life (Lakie road) properties (Private) Limited (the Company) was incorporated in Pakistan in the month of July 1979 as Private Limited Company under the Companies Ordinance 1984. The Company was incorporated to deal in Real Estate including Renting, Purchase & Sale of properties. The Company is wholly owned subsidiary of the Holding Corporation. The geographical location and address of the Company's registered office and business unit is situated at 6th Floor State Life Building No. 09, Dr. Ziauddin Road, Karachi.

State Life (Abdullah Haroon Road) Properties (Private) Limited

State Life (Abdullah Haroon Roan) Properties (Pvt) Limited (the Company) was incorporated in Pakistan in the month of June 1979 as Private Limited Company under the Companies Ordinance 1984. The Company is wholly owned subsidiary of the Holding Corporation. The Company was incorporated to deal in Real Estate including Renting, Purchase & Sale of properties. The geographical location and address of the Company's registered office and business unit is situated at 6th Floor State Life Building No. 09, Dr. Ziauddin Road, Karachi.

Alpha Insurance Company Limited

Alpha Insurance Company Limited (the Company) was incorporated in Pakistan on December 24, 1951 under the Indian Companies Act VII of 1913 as a public limited company and registered as a non-life insurance company by the Securities and Exchange Commission of Pakistan (SECP) under the Insurance Ordinance, 2000. The Company is engaged in providing non-life insurance business comprising fire and property, marine, motor, health, credit and suretyship and miscellaneous. The Company commenced its commercial operations on January 23, 1952.

The registered office of the Company is situated at 4th Floor, Building # 1-B, State Life Square, I. I. Chundrigar oad, Karachi. The Company has 09 (December 31, 2022: 09) branches in Pakistan. The parent entity of the Company is State Life Insurance Corporation of Pakistan holding 95.15% (31 December 2022: 95.15%) shares of the Company.

- 1.1 The Holding Corporation was issued the certificate of authorization for commencement of Window Takaful Operation under rule 6 of the Takaful rules, 2012 by Securities Exchange Commission of Pakistan vide letter no. 0097, dated September 22, 2016. For the purpose of carrying on the takaful business, the Holding Corporation has formed an Individual Family Participant Takaful Fund (IFPTF) on August 18, 2017 under the Waqf deed and ceded Rs. 1 million to the IFPTF. The Waqf deed governs the relationship of Holding Corporation and participants for management of takaful operations. The Holding Corporation launched the Window Takaful Operations on January 28, 2021.
- 1.2 In prior year, Privatization Commission (PC) has envisioned to divest the shares of Government of Pakistan held by Ministry of Commerce through an Initial Public Offer (IPO). For this purpose, PC sent the Term of Reference (ToR) to the Holding Corporation vide letter no. PC/SLIC-IPO/B&U/04 dated June 24, 2015 regarding the appointment of lead manager and book runner for public offering through domestic stock exchange transaction, which was been approved by the Board on August 11, 2015.

Moreover, PC also constituted an Evaluation Committee to evaluate technical and financial proposals of bids received. Based on the evaluation process of the Committee, the Board of PC appointed consortium of Habib Bank Limited, Bank Alfalah Limited, Arif Habib Limited and Elixir Securities Pakistan (Private) Limited as lead manager and book runner for IPO as mentioned in the 243rd meeting of the Board of Directors held on February 20, 2016.

The Presidential Order dated April 06, 2016 in respect of State Life (Reorganization and Conversion), 2016 was issued by Government of Pakistan Ministry of Law and Justice to provide for the re-organization and conversion of the State Life Insurance Corporation of Pakistan into a Public Limited Company.

After the commencement of this Ordinance, the Federal Government established a Company to be known as State Life Insurance Company Limited by shares under the repealed Companies Ordinance, 1984 (now the Companies Act, 2017). The National Assembly converted the said Ordinance into bill for the conversion of State Life Insurance Corporation to State Life Insurance Company Limited and sent the bill to Senate for approval and the Senate, instead of passing the bill, proposed few amendments in the bill. For the consideration of the proposed amendments, the matter was moved to National Assembly Standing Committee on Commerce.

Ministry of Commerce (MoC), vide letter No.1(7)/2013-SLIC-INS dated September 10, 2020, informed that the Senate of Pakistan passed the Bill with certain amendments. The Bill was forwarded to the National Assembly (the Assembly), however, the Assembly did not pass the amended Bill within 90 days. Therefore, a request was made to the Ministry of Parliamentary Affairs to the place the same before the Joint Session of the Parliament for consideration. However, Bill was not passed by the Joint Session due to end of Assembly session that day. Hence, in terms of Article 76(3) of the Constitution of Pakistan said Bill has been lapsed, despite the fact that it had been passed by the Senate.

During the year, a detailed discussion was held on January 25, 2023 in a Committee Room of MoC, it was unanimously decided that now the Finance Division shall draft a new legislation with the technical support of legal advisors, to enable the requisite amendments/changes in the legal/regulatory framework of the five selected State Owned Entities (SOEs). The draft shall be shared with the Line Ministries/(SOEs) for their views/concurrence before its submission to the Federal Cabinet and subsequently to the Parliament.

- 1.3 The Group maintains a shareholders' fund and five statutory funds, separately in respect of its each class of life insurance business. The details relating to each fund has been described in note 3.4.

1.4 SUMMARY OF SIGNIFICANT EVENTS AND TRANSACTIONS

During the year, the Holding Corporation has introduced Balochistan Health Programme in the province of Balochistan in agreement with Balochistan Government which aimed to provide health facilities to all the families residing in these areas.

2 BASIS OF PREPARATION

These consolidated financial statements have been prepared on the format of financial statements issued by the Securities and Exchange Commission of Pakistan (SECP) through the Insurance Rules, 2017 vide its S.R.O. 89(1) / 2017 dated February 09, 2017.

2.1 Basis of Consolidation

Subsidiaries are those entities over which the Holding Corporation has control. Control is achieved when the Holding Corporation is exposed, or has rights, to variable returns from its involvement with the investee and has the ability to affect those returns through its power over the investee. Specifically, the Holding Corporation controls an investee if, and only if, the Holding Corporation has:

- power over the investee (i.e., existing rights that give it the current ability to direct the relevant activities of the investee);
- exposure, or rights, to variable returns from its involvement with the investee; and
- the ability to use its power over the investee to affect its returns.

Generally, there is a presumption that a majority of voting rights results in control. To support this presumption and when the Holding Corporation has less than a majority of the voting or similar rights of an investee, the Holding Corporation considers all relevant facts and circumstances in assessing whether it has power over an investee, including:

- the contractual arrangement(s) with the other vote holders of the investee;
- rights arising from other contractual arrangements; and
- the Holding Corporation's voting rights and potential voting rights.

The Holding Corporation re-assesses whether or not it controls an investee if facts and circumstances indicate that there are changes to one.

Subsidiaries are consolidated from the date on which the Holding Corporation obtains control, and continue to be consolidated until the date when such control ceases. Assets, liabilities, income and expenses of a subsidiary acquired or disposed off during the year are included in the consolidated statement of profit or loss account from the date the Holding Corporation gains control until the date the Holding Corporation ceases to control the subsidiary.

Identifiable assets acquired and liabilities and contingent liabilities assumed in a business combination are measured initially at their fair values at the acquisition date, irrespective of the extent of any non-controlling interest. The excess of the cost of acquisition is recorded as goodwill. If the cost of acquisition is less than fair value of the net assets of the subsidiary acquired, the difference is recognised directly in the consolidated statement of comprehensive income.

After initial recognition, goodwill is measured at cost less accumulated impairment losses, if any. For the purposes of impairment testing, goodwill acquired in a business combination is, on the acquisition date, allocated to each of the Holding Corporation's cash generating units that are expected to benefit from the combination. Goodwill is tested annually or whenever there is an indication of impairment exists. Impairment loss in respect of goodwill is recognized in consolidated statement of comprehensive income and is not reversed in future periods.

The assets, liabilities, income and expenses of subsidiary companies are consolidated on a line by line basis and the carrying value of investments held by the Holding Corporation is eliminated against the subsidiaries' shareholders' equity in these consolidated financial statements.

All intra-Group transactions, balances, income, expenses and unrealized gains and losses on transactions between Group companies are eliminated in full.

Subsidiaries have same reporting period as that of the Holding Corporation. The accounting policies of subsidiaries have been changed to confirm with accounting policies of the Holding Corporation, wherever needed.

2.2 Statement of compliance

These consolidated financial statements have been prepared in accordance with the accounting and reporting standards as applicable in Pakistan. The accounting and reporting standards comprise of:

- International Financial Reporting Standard (IFRS), issued by the International Accounting Standards Board (IASB) as are notified under the Companies Act, 2017;
- Provisions of and directives issued under the Companies Act, 2017 and Insurance Ordinance, 2000, Insurance Rules, 2017, Insurance Accounting Regulations, 2017 and Takaful Rules, 2012.

In case requirements differ, the provisions or directives of the Companies Act, 2017, the Insurance Ordinance, 2000, the Insurance Rules, 2017, the Insurance Accounting Regulations, 2017 and the Takaful Rules 2012 shall prevail.

As required by Circular 15 of 2019 dated November 18, 2019 issued by the Securities & Exchange Commission of Pakistan (the Commission), the Group has prepared and annexed to these consolidated financial statements, a standalone set of financial statements for Window Takaful Operations of the Group, as if these are carried out by a standalone Takaful Operator.

2.3 Basis of measurement

These consolidated financial statements have been prepared under the historical cost convention except as disclosed in the accounting policies mentioned below (refer note 3).

2.4 Functional and presentation currency

These consolidated financial statements have been presented in Pakistani Rupee, which is the Group's functional and presentation currency. Amounts have been rounded off to the nearest thousand.

2.5 Standards, amendments and interpretations to the published standards that are relevant to the Group and adopted in the current year

There are certain amendments and interpretations to the accounting and reporting standards which are mandatory for accounting periods which began on January 1, 2023. However, these do not have any significant impact on the consolidated financial statements.

2.6 Standards, amendments and interpretations to the published standards that have become effective during the year

The following standards, amendments and interpretations publish standards and interpretations which are mandatory for accounting period which began on January 01, 2023. However these do not have any significant impact or not related to the group financial statements.

Standard or Interpretation	Effective Date (Annual period beginning on or after)
Classification of Liabilities as Current or Non-current (Amendments to IAS 1)	January 1, 2023
Deferred Tax related to Assets and Liabilities arising from a Single Transaction (Amendments to IAS 12)	January 1, 2023
Definition of Accounting Estimates (Amendments to IAS 8)	January 1, 2023
Disclosure Initiative—Accounting Policies	January 1, 2023

The Group is in the process of assessing the impact of these Standards, amendments and interpretations to the published standards on the consolidated financial statements.

2.7 Standards, amendments and interpretations to the published standards that may be relevant but not yet effective and not early adopted by the Group

The following new amendments to published standards and interpretations would be effective from the dates mentioned below against the respective standard or interpretations.

Standard or Interpretation	Effective Date (Annual period beginning on or after)
- IFRS 16 - 'Leases' (amendments)	January 1, 2024
- IAS 1 - 'Presentation of financial statements' (amendments)	January 1, 2024
- IAS 7 - 'Statement of cashflows' (amendments)	January 1, 2024
- IFRS 7 - 'Financial Instruments - Disclosures' (amendments)	January 1, 2024
- IAS 21 - 'The effect of changes in foreign exchange rates' (amendments)	January 1, 2025
- IFRS 9 - Financial instruments	January 1, 2026
- IFRS 17- Insurance contracts	January 1, 2026
IFRS 1 'First-time adoption of International Financial Reporting Standard'	January 1, 2024

Amendment to IFRS 4 'Insurance Contracts' - Applying IFRS 9 'Financial Instruments' with IFRS 4 addresses issue arising from the different effective dates of IFRS 9 and the forthcoming new standard IFRS 17 'Insurance Contracts'. The amendments introduce two alternative options for entities issuing contracts within the scope of IFRS 4, notably a temporary exemption and an overlay approach. The temporary exemption enables eligible entities to defer the implementation date of IFRS 9. The overlay approach allows an entity applying IFRS 9 from 01 July 2018 onwards to remove from profit and loss account the effects of some of the accounting mismatches that may occur from applying IFRS 9 before IFRS 17 is applied.

The Corporation has determined that it is eligible for the temporary exemption option since the Corporation has not previously applied any version of IFRS 9, its activities are predominantly connected with insurance as the percentage of the total carrying amount of its liabilities connected with insurance relative to the total carrying amount of all its liabilities is greater than 90 percent and the Corporation doesn't engage in significant activities unconnected with insurance based on historical available information. Under the temporary exemption option, the Corporation can defer the application of IFRS 9 until the application of IFRS 17.

To determine the appropriate classification of financial assets under IFRS 9, an entity would need to assess the contractual cash flows characteristics of any financial asset. Indeed, the contractual terms of the financial asset give rise, on specified dates, to cash flows that are solely payments of principal and interest on the principal amount outstanding ("SPPI") i.e. cash flows that are consistent with a basic lending arrangement. In a basic lending arrangement, consideration for the time value of money and credit risk are typically the most significant elements of interest.

IFRS 9 defines the terms "principal" as being the fair value of the financial asset at initial recognition, and the "interest" as being compensation for (i) the time value of money, and (ii) the credit risk associated with the principal amount outstanding during a particular period of time.

The tables below set out the fair values as at the end of reporting period and the amount of change in the fair value during that period for the following two groups of financial assets separately:

- a) financial assets with contractual terms that give rise on specified dates to cash flows that are solely payments of principal and interest (“SPPI”) on the principal amount outstanding, excluding any financial asset that meets the definition of held-for-trading in IFRS 9, or that is managed and whose performance is evaluated on a fair value basis, and
- b) **All other financial assets**

Description	2023					
	Fail the SPPI test			Pass the SPPI test		
	Carrying Value	Impairment	Change in unrealised gain during the year	Carrying Value	Impairment	Change in unrealised gain during the year
----- (Rupees in '000) -----						
Cash at bank	82,542,384	-	-	-	-	-
Investment in equity securities	145,776,597	237,164	(73,935,146)	-	-	-
Investment in mutual funds	9,458,269	-	(5,581,632)	-	-	-
Investment in government securities	-	-	-	1,218,540,388	-	-
Investment in debt securities	-	-	-	13,240,251	7,573	-
Other loans and receivables	95,910,441	-	-	-	-	-
Insurance / reinsurance receivables	184,703,277	-	-	-	-	-
Loans secured against life insurance policies	-	-	-	159,781,265	-	-

Description	2023									
	Gross Carrying amount of debt instrument that pass the SPPI test									
	AA	A+	A	AA-	AAA	A-	A-1	A-2	Unrated	
----- (Rupees in '000) -----										
Investment in government securities	-	-	-	-	-	-	-	-	-	1,218,540,388
Investment in debt securities	-	-	13,240,251	-	-	-	-	-	-	-
Loans secured against life insurance policies	-	-	-	-	-	-	-	-	-	159,781,265

2.8 Critical accounting estimates and judgments

The preparation of consolidated financial statements in conformity with approved accounting standards, as applicable in Pakistan, requires management to make judgments, estimates and assumptions that affect the application of policies and reported amounts of assets and liabilities, income and expenses. The estimates and associated assumptions are based on historical experience and various other factors that are believed to be reasonable under the circumstances, the result of which form the basis of making the judgments about carrying values of assets and liabilities that are not readily apparent from other sources.

Actual results may differ from these estimates. The estimates and underlying assumptions are reviewed on an ongoing basis. Revisions to accounting estimates are recognised in the period in which the estimate is revised if the revision affects only that period or in the period of the revision and future periods if the revision affects both current and future periods.

Significant areas where assumptions and estimates were exercised in application of accounting policies relate to:

a) Classification of investments

In investments classified as "amortized cost", the Group has included financial assets with fixed or determinable payments and fixed maturity. In making this judgment, the Group evaluates its intention and ability to hold such investments to maturity.

b) Provision for outstanding claims (including IBNR)

The Group records claims based on the sum assured or other basis set by the Group. However, settlement of all the claims is made based on the nature of insured event.

Provision of claims incurred but not reported (IBNR) is made on the basis of actuarial valuation. Actuarial valuation is made on the basis of past trend and pattern of reporting of claims. Actual amount of IBNR may materially differ from the actuarial estimates.

c) **Provision for income taxes**

In making estimates for income taxes currently payable by the Group, management looks at the current income tax law and the decisions of appellate authorities on certain issues in the past.

d) **Impairment of other assets, including premium due but unpaid**

The Group also considers the need for impairment provision against other assets, including premium due but unpaid and provision required there-against. While assessing such a requirement, various factors including delinquency in the account and financial position of the policyholders are considered.

e) **Property and equipment, intangibles, investment properties, depreciation, amortisation and impairment**

In making estimates of depreciation / amortisation, management uses method which reflects the pattern in which economic benefits are expected to be consumed by the Group. The method applied is reviewed at each financial year end and if there is a change in expected pattern of consumption of future economic benefits embodied in the assets, the method would be changed to reflect the change in pattern. Such change is accounted for as change in accounting estimate in accordance with International Accounting Standard - 8, "Accounting Policies, Changes in Accounting Estimates and Errors".

The assets residual values, useful lives and methods are reviewed, and adjusted if appropriate, at each financial year end.

The Group also reviews value of the assets for possible impairment on an annual basis. Any change in estimates in future years might affect the carrying amounts of respective items of fixed assets with a corresponding effect on the depreciation / amortization charge and impairment.

f) **Staff retirement benefits**

Staff retirement benefits are provided as per actuarial valuation or following the actuarial advice which is based upon certain assumptions.

3 **MATERIAL ACCOUNTING POLICY INFORMATION**

The material accounting policy information and methods of computation adopted in the preparation of this consolidated financial statement are same as those applied in the preparation of the annual consolidated financial statements of the Group for the year ended December 31, 2022.

3.1 **Property and equipment**

These are stated at cost less accumulated depreciation and impairment losses, if any.

Subsequent costs

Subsequent costs are included in the assets carrying amount or recognized as separate asset, as appropriate, only when it is probable that future economic benefit associated with the item will flow to the Group and the cost of the item can be measured reliably. Normal repairs and maintenance are charged to income currently.

Depreciation

Depreciation is calculated on straight-line method to write off the cost of assets over their expected useful lives at the rates specified in note 4 to the financial statements, after taking into account residual values, if any. The useful lives, residual values and depreciation methods are reviewed and adjusted, if appropriate, at each balance sheet date. Depreciation on fixed assets is charged on a proportionate basis.

Gain and losses on disposal

An item of fixed asset is derecognized upon disposal or when no future economic benefits are expected from its use or disposal. Gains and losses on disposal of fixed assets are included in current year's income and expenses respectively.

Capital work in progress

Capital work in progress is stated at cost less impairment, if any and consist of expenditure incurred and advances made in respect of fixed assets in the course of their acquisition, erection, construction and installation. The assets are transferred to relevant category of fixed asset when they are available for use.

3.2 Investment properties

Investment properties are accounted for under the cost model in accordance with International Accounting Standard 40, 'Investment Property' and S.R.O. 938 (1)/2002 dated December 12, 2002 issued by the SECP.

These are carried at cost less accumulated depreciation and impairment losses, if any. Subsequent expenditure, depreciation and gains or losses on disposal are accounted for in the same manner as of operating fixed assets.

3.3 Other assets

Stock of stationery, printed material and maintenance store in hand for investment properties etc. are valued at lower of cost or net realizable value. Cost is determined on 'first in first out' basis.

3.4 Funds

The Group maintains a shareholders' fund and five statutory funds, separately in respect of its each class of life insurance business, namely:

- Pakistan Life Fund (ordinary life);
- Overseas Life Fund (ordinary life);
- Pension Fund;
- Health Insurance Fund; and
- Family Takaful Fund.

Assets, liabilities, revenues and expenses are referable to respective statutory funds or allocated to shareholders' fund.

Expenses of principal office are distributed among all funds on fair and equitable basis.

Pakistan Life Fund (ordinary life)

Pakistan Life Fund comprises individual life business and Group life business carried out in Pakistan as well as individual life Rupee business conducted outside Pakistan. Policyholders' liabilities as shown in the Pakistan Life Fund are based on an actuarial valuation conducted by the Appointed Actuary as at the reporting date.

Within the Pakistan Life Fund, business can be further classified as individual life conventional business, BANCA business, Group insurance business and a small amount of annuity business. Most of the policies contain Discretionary Participation Feature (DPF).

Overseas Life Fund (ordinary life)

The Overseas Life Fund entirely consists of individual life conventional business carried out at UAE, Kingdom of Saudi Arabia and Kuwait through zonal office located in Dubai (UAE). Policyholders' liabilities as shown in the Overseas Life Fund are based on an actuarial valuation conducted by the Appointed Actuary as at the reporting date.

Exchange gains and losses on translation of currencies of Overseas Life Fund and Pakistan Life Fund (Rupee business) are taken to revenue account through statement of investment income. Most of the new business written under the Overseas Life Fund contains a Discretionary Participation Feature (DPF).

Pension Fund

The Pension Fund consists of funds on account of Group pension deposit administration contracts. Policyholders' liabilities as shown in the pension fund are based on an actuarial valuation conducted by the Appointed Actuary as at the reporting date.

Accidental and Health Insurance Fund

The Group is implementing mega health insurance programs, i.e. Federal Sehat Sahulat Program and KP Sehat Sahulat Program. These programs covered the 80 million population of Pakistan across 90+ districts to provide them with health insurance coverage through a vast network of 450+ panel hospitals. The Federal Sehat Sahulat Program, with expansion to target more than 68 districts across Pakistan, is covering around 10 million families (i.e. 50 million individuals). The growth in the scheme has a massive impact on the quality of health care available to the poor. The scheme is providing the secondary coverage of Rs. 60,000 and Rs. 300,000 under tertiary coverage per annum. The beneficiaries are also paid additional benefits such as cash payments of transportation and funeral charges. Besides pure BISP data, the entire FATA, FR Region, Tharparkar and AJK regions have been covered under this scheme. The coverage was further extended to all disabled person and registered transgender community of Pakistan. Plans are underway to expand the scheme to cover 100% population of GB, Islamabad and Punjab. The KP Sehat Card Plus Program has covered the entire population of Khyber Pakhtunkhwa, where more than 7 million families would be covered. This scheme has a worth of around 87+ billion in the next five years. The scheme provides inpatient hospitalization secondary coverage of Rs. 40,000 per member and Rs. 400,000 under tertiary coverage per annum. State Life being a public sector organization would strive to extend its services to manage social health programs most efficiently and economically.

Family Takaful Fund

The Group on receipt of license to start Window Takaful Operations, established a statutory fund namely 'Family Takaful Fund' to offer Family Takaful Contracts. Family Takaful Contract is an arrangement which rests on key Shariah principles of mutual cooperation, solidarity and well-being of a community, and is based on the principles of Wakala Waqf Model. Under a Takaful arrangement, individuals come together and contribute towards the common objective of protecting each other against financial losses by sharing the risk on the basis of mutual assistance.

The obligation of Waqf for "Waqf participants" liabilities is limited to the amount available in the Waqf fund. In case there is a deficit in the Waqf Fund, the Window Takaful Operator shall grant an interest free loan (Qard-e-Hasna) to make good the deficit. The loan shall be repayable from the future surpluses generated in the Waqf Fund, without any excess of the actual amount given to it. Repayment of Qard-e-Hasna shall receive priority over surplus distribution to Participants from the Waqf Fund.

3.5 Insurance contracts - classification

The Group maintains five statutory funds which are as follows:

- Pakistan Life Fund
- Overseas Life Fund
- Pension Fund
- Accidental and Health Insurance Fund
- Family Takaful Fund

Within the Pakistan Life Fund the business can be further classified as individual life conventional business, Group insurance business and a small amount of annuity business.

Most of the new individual life conventional policies written by the Group contain a Discretionary Participation Feature (DPF). DPF indicates policies in which the investor receives an additional payment, the amount or timing of which is contractually at the discretion of the issuer.

The Overseas Life Fund entirely consists of individual life conventional business. Most of the new business written under the overseas life fund contains a DPF.

The Pension Fund consists of funds administered under Group Pension Deposit Administration contracts.

The Accident and Health Insurance Fund consists of Group Health and Accident Insurance Contracts.

Considering all the five statutory funds together, the bulk of Group business consists of individual life conventional policies. Most of the remaining business consists of Group life insurance business. Group Health is a relatively new venture of the Group which started in 2012 and has yet to register any significant growth. The Group also offers some supplementary benefits attached in the form of riders to the individual life policies and the Group life contracts. Each of these classes of business are described in greater detail below.

Contract details and measurement

The insurance contracts offered by the Group are described below:

3.5.1 Individual life policies

Individual life conventional products

These are long term contracts with either level or single premiums. These plans generally provide for some death benefit on death during the currency of the policy and a survival benefit either on the happening of certain contingencies or on the maturity of the policy. The premiums are payable only in the life time of the policyholder. In case of term insurance products there is no survival benefit.

Universal life policies

Under these plans a certain amount is set aside from the premium for expenses and meeting the mortality cost and the remainder of the premium is invested to earn some investment return. Investment return is allocated to these products on an annual basis keeping in view the investment earnings of the Pakistan Life Fund.

Term insurance policies

A few products of the Group are term insurance plans providing benefits only in case of death. Under these policies no benefit is due if the policy holder survives the duration of the policy. The Group sells both level term insurances and decreasing term insurances also known as mortgage protection plans.

Annuities

The Group also has a small number of individual and Group life-annuities on its books. Under these contracts a periodic income benefit is payable to the insured life for as long as annuitant is alive. Besides, the Group offers annuity-certain plans under which periodic income benefit is payable for a stipulated period and is not dependent on the life of the policyholder.

Supplementary riders

The Group offers various types of supplementary riders. Some of these riders offer additional life coverage, in some cases they offer accidental death and disability benefits. The benefits can take various forms such as lump sum payment or an income benefit or waiver of premiums due under the host policy contract.

Insured event

Under the individual life insurance policies in most cases the insured event is either death or survival until the maturity date of the policy, except in case of term insurance where there is no maturity benefit. Under the annuity policies the Group is exposed to the risk of longevity. In this case the insured event is survival of the life insured for a long duration, exceeding the period normally expected under standard mortality tables.

In case of supplementary rider the insured event is either death or just accidental death or disability whether accidental or natural or both.

Distribution channel

The individual life business of the Corporation is sold through its dedicated sales force which is present all over the country. This field force is organized under a three tier system consisting of sales representatives, sales officers and sales managers. Each sales sector headed by area manager and a sector head. Presently there are 1,096 area managers and 150 sector heads who are working in 33 different zones and 7 regions throughout country in addition to this there is one zone in Gulf region who is head by Zonal Chief, Gulf. The Gulf zone has its own marketing team of sector heads, Area Managers and Sales Force.

The individual life policy holders of the Corporation come from all strata of society, with greater representation of the rural areas due to wider outreach of its field force. New policyholders have an average age of around 34 years.

3.5.2 Group life policies

Basic coverage

The Group life policies are generally one year renewable term insurance contracts. In most cases they provide Group coverage to the employees of an employer. Some times the coverage is tied up with loans extended by the employer for house building or purchase of motor vehicles or other household items. In some cases Group policies are issued to lending agencies such as banks to provide Group coverage to their borrowers. There are also a small number of Group endowment policies which provide benefits identical to individual life policies but under the umbrella of a Group contract.

Supplementary coverage

In many cases the Group policies also provide supplementary coverage which may include accidental or natural disability benefits and additional accidental death benefit. These riders also take the form of one year renewable term insurance policies.

Insured event

Under the Group life insurance policies in most cases the insured event is death due to any cause. In case of supplementary coverage the insured event can include accidental death or disability or natural disability.

Distribution channel

The Group insurance business is sold through four group and pension zones of the Group. Each zone has its own marketing force consisting of sector heads who are full time salaried employees of the Group, however, some of the Group business is also procured through individual life field force of the Group.

Most of the lives covered under the Group insurance consist of industrial and office workers, civil servants and employees of Groups, banks, other financial institutions, army, navy etc.

3.6 Insurance contracts (Non Life Business)

Insurance contracts are those contracts under which the Group, as insurer, has accepted significant insurance risk from the insurance contract holder (insured) by agreeing to compensate the insured if a specified uncertain future event (the insured event) adversely affects the insurance contract holder under the terms and conditions of the contract.

Contracts are issued to multiple types of clients with business in engineering, automobiles, cement, power, textile, paper, agriculture, services and trading sectors etc. and individuals as well. The tenure of these insurance contracts depends upon terms of the policies written and varies accordingly. Nonetheless, once a contract has been classified as an insurance contract, it remains an insurance contract for the remainder of its lifetime, even if the insurance risk reduces significantly during this period, unless all rights and liabilities are extinguished or expired.

Insurance contracts are classified into the following main categories, depending on the nature and duration of risk and whether or not the terms and conditions are fixed.

- Fire and property damage;
 - Marine, aviation and transport;
 - Motor;
 - Accident and health;
 - Credit and suretyship; and
 - Miscellaneous.
- a) Fire and property damage insurance contracts mainly compensate the Group's customers for damage suffered to their properties or for the value of property lost. Customers who undertake commercial activities on their premises could also receive compensation for the loss of earnings caused by the inability to use the insured properties in their business activities.
- b) Marine, aviation and transport insurance covers the loss or damage of vessels, cargo, terminals, and any transport or property by which cargo is transferred, acquired or held between the points of origin and final destination.
- c) Motor insurance provides protection against losses incurred as a result of theft, traffic accidents and against third party liability that could be incurred in an accident.
- d) Accident and health insurance covers unforeseen cash flows and financial hardships arising due to ailments, accidents and other natural causes necessitating hospitalization.
- e) Credit and suretyship insurance covers performance bonds in which surety assures the obligee that the principal can perform the task.
- f) Other types of insurance contracts are classified in the miscellaneous category which includes mainly engineering, terrorism, worker compensation, and travel insurances, etc.

These contracts are provided to individuals as well as commercial organizations with various tenures according to the nature and terms of the contract and the needs of the insurer.

3.7 Policyholders' liabilities

"Policyholders' liabilities are stated at a value determined by the appointed actuary through an actuarial valuation carried out as at each reporting date. In determining the value, both acquired policy values (which forms the bulk of policyholders' liabilities) as well as estimated values which will be payable against risks which the Corporation underwrites are taken into account. The basis used are applied consistently from year to year.

The basic liability consists of the estimated actuarial liability against each contract, which is in force. Following elements are added to this amount:

- a) any reserve required for premiums;
- b) reserve for incurred but not reported (IBNR) claims;
- c) reserve for income benefit in course of payment; and
- d) reserve for potential losses on a policy to policy basis.

The unearned premium liability in respect of group life and health insurance schemes is included in actuarial liability.

3.8 Re-insurance contracts held

3.8.1 Conventional

The Group has re-insurance arrangements with Swiss Re. The net retention limit of the Group for individual life is Rs. 5 million (2022: Rs. 5 million) per policy and for Group life is Rs. 5 million (2022: Rs. 5 million) per person of risk. Re-insurance premium is recorded as an expense evenly over the period of the re-insurance contract and is off-set against the premium income of the respective year.

The claim recoveries arising out of re-insurance contracts are off-set against the claims expenses of respective year.

The subsidiary company - Alpha Insurance Company Limited enters into reinsurance contracts in the normal course of business in order to limit the potential for losses arising from certain exposures. Outward reinsurance premiums is accounted for in the same period as the related premium for the direct business being reinsured. Reinsurance premium is recognised as expense after taking into account the proportion of deferred premium expense which is calculated using pattern similar to calculation of premium income for the same policy. The deferred portion of premium expense is recognised as prepaid reinsurance premium ceded.

3.8.2 Takaful

3.8.2.1 Retakaful Contribution

These contracts are entered into by the Group with the retakaful operator under which the retakaful operator cedes the Takaful risk assumed during normal course of its business, and according to which the Waqf is compensated for losses on contracts issued by it.

Retakaful contribution is recorded at the time the retakaful is ceded.

Retakaful liabilities represent balances due to retakaful companies. Amounts payable are calculated in a manner consistent with the associated retakaful treaties.

3.8.2.2 Retakaful Expenses

Retakaful expenses are recognised through liability.

Retakaful assets represent balances due from retakaful operator. Recoverable amounts are estimated in a manner consistent with the associated retakaful treaties.

Retakaful assets are offset against related Retakaful liabilities under the circumstances only that there is a clear legal right of off-set of the amounts .. Income or expenses from retakaful contract are not offset against expenses or income from related Retakaful contracts as required by the Insurance Ordinance, 2000. Retakaful assets and liabilities are derecognised when the contractual rights are extinguished or expired.

3.9 Claims

The liability in respect of outstanding claims represents the ascertained value of claims incurred and reported before the end of the accounting year. Incurred but not reported (IBNR) cases are provided on the basis of actuarial advice and included in the policyholders' liabilities.

On May 19, 2014, Securities and Exchange Commission of Pakistan (SECP) has issued Circular No. 11 of 2014 in which they have prohibited all life insurers from writing back the unclaimed insurance benefit amount in any circumstances. The unclaimed insurance benefits are the amount which have become payable in accordance with the terms and conditions of an insurance policy but have not been claimed by the policyholders or their beneficiaries. Such unclaimed amounts include unclaimed maturity benefits, long outstanding claims and un-intimated or unclaimed death or disability claims. The Group has a practice of writing back claims which are outstanding for more than three years from the date from which the claims become payable and an equivalent amount has been placed in 'reserve for unpaid insurance benefits' within the policyholders' liabilities. The Group has received letter dated May 22, 2015 from SECP clarifying that the practice to retain the unclaimed insurance benefits in its actuarial reserve is in compliance with the clause 3 of the aforementioned Circular.

3.10 Amount due to other insurers / reinsurers

Liabilities for other insurers / reinsurers are carried at cost which is the fair value of consideration to be paid in future for services.

3.11 Premiums due but unpaid

Premiums due but unpaid are recognised at cost, which is the fair value of consideration to be received less provision for impairment, if any.

3.12 Amount due from other insurers / reinsurers

Amount due from other insurers / reinsurers are carried at cost less provision for impairment, if any.

3.13 Premium deficiency

The cumulative unearned premium reserve for any classes of business is not adequate to meet the expected future liability, after reinsurance, from claims and other supplementary expenses, including reinsurance expense, commissions and other underwriting expenses, expected to be incurred after the reporting date in respect of policies in that class of business in force at the reporting date, a premium deficiency reserve is recognised as a liability to meet the deficit. The movement in premium deficiency reserve is recorded as an expense / income in the profit or loss account for the year.

3.14 Acquisition costs

These are costs incurred in acquiring and maintaining insurance policies and include without limitation all forms of remuneration paid to insurance agents and certain field force staff.

3.15 Expenses of management

Expenses of management represent directly attributable expenses and indirect expenses allocated to statutory funds.

3.16 Staff retirement benefits

3.16.1 Provident fund

The Group operates a defined contribution plan, a recognized contributory provident fund scheme for all its eligible employees. For employees who have opted for the gratuity scheme, monthly contributions at the rate of 8.33% of their basic salaries are made to the fund by the Group. However, in respect of employees who have opted for the pension scheme, no contribution is made by the Group to the provident fund.

3.16.2 Gratuity fund

Officers

The Group maintains a funded defined benefit plan for those officers who opted for gratuity rules. On retirement, resignation, termination or on death they will be paid last month's drawn salary for each completed year of service. Liability for the fund is based on the advice of appointed actuary.

Staff

The Group maintains a unfunded defined benefit plan for those staff who opted for gratuity rules. On retirement, resignation, termination or on death they will be paid last month's drawn salary for each completed year of service. Liability for the fund is based on the advice of appointed actuary.

Previously, the Group maintained a defined contribution plan in respect of all those officers of the Group who initially opted for the unfunded gratuity scheme. At the end of each month, starting from the effective date of admission of a member to the fund, the Group used to make a contribution equal to 8.33% of the member's basic salary. However, pursuant to decision of the Board of Directors taken in their 241st meeting held on

October 20, 2015, the gratuity scheme of the officers of the Group has been revamped from defined contribution plan to defined benefit plan.

Pension fund

The Group operates a defined benefit plan, a funded pension scheme for its employees opting for the pension scheme established in 1984 and payments are made annually to the extent allowed under the Income Tax Rules, 2002 to meet the obligations there-under on the basis of actuarial valuation. From a previous year pursuant to the order of Honorable Supreme Court of Pakistan, the Group has restored its pension scheme, as aforesaid, that was in effect before December 31, 1999. Liability for the fund is based on the advice of appointed actuary.

Compensated absences

From the year 2002, the un-availed earned leave balance of officers is encashed to the extent of two third of the leave balance with simultaneously proceeding on leave for one third leave balances, minimum for twelve days. A policy is already in force for the staff on similar lines. For officers leaves up to 60 days can be carried forward up to the date of retirement and can be encashed at retirement. Similarly, in respect of staff leaves up to 180 days can be carried forward up to the date of retirement and can be encashed at retirement.

The liability in respect of compensated absences as at December 31, 2023 amounting to Rs. 2,179 million (2022: Rs.1,915 million) has been provided in these consolidated financial statements based on actuarial valuation.

Post retirement medical benefits

The Group provides medical facilities to its retired officers and their spouses in accordance with the service regulations. As at December 31, 2023, liability for post retirement medical benefit as computed by the appointed actuary is estimated at Rs. 3,500 million (2022: Rs. 2,503 million) and the same has been provided in these consolidated financial statements.

3.17 Loans secured against life insurance policies

Cash loans

Loans in cash against the security of life insurance policies may be extended to the policyholders to the extent of 80% of surrender value of the respective policy, provided the policy has been in force for at least two years.

Automatic non-forfeiture provisions

- (a) Automatic Premium Loans secured against surrender value of the policy may be extended to the extent of the surrender value of the respective policy, provided the policyholder has exercised Automated Premium Loan option.
- (b) An advance equal to one year premium may be allowed to the policyholder only once, if the policyholder has exercised Auto Paid-up option provided the respective policy has been in force for at least two years.

3.18 Revenue recognition

3.18.1 Premium

Individual life policies

The initial premium is recognized when the policy is issued after receipt of that premium. Subsequent premiums falling due under the policy are recognized if received before expiry of the grace period, or if advanced by the Group under the Automatic Non-Forfeiture provisions. However, premiums due in the month of December but not received by 31st December are recognized if the grace period is to expire after the next 1st January.

Group life policies

The premium on Group life policies is recognized on a proportionate basis.

General insurance

Premium received / receivables under a policy is recognised as written from the date of attachment of the policy to which it relates. Premium income under a policy for direct businesses is recognised over the period of insurance from inception to expiry evenly over the period of the policy.

Receivables under insurance contracts are recognised when due, at the fair value of the consideration receivable less provision for doubtful debts, if any. If there is objective evidence that the receivable is impaired, the Holding Corporation reduces the carrying amount of the receivable accordingly and recognizes that impairment loss in the profit or loss account.

Premium income under a policy is recognised over the period of insurance contract from the date of inception of the policy to which it relates till the expiry in case of marine cargo business whereas, for all other cases of premium, income is recognised as a difference between total premium written and provision for unearned premium.

3.18.2 Reinsurance Commission

Commission from reinsurers is recognised as revenue in accordance with the pattern of recognition of the reinsurance premium to which it relates. Commission, if any, under the terms of reinsurance arrangements is recognised when the Group's right to receive the same is established.

3.18.3 Individual Life Family Takaful

First year, renewal and single contributions are recognised once the related policies are issued / renewed against receipt of contribution.

3.18.4 Rental income on investment properties

Rental income is recognized on an accrual basis except where dues are more than six months old in which case income is recognized on a receipt basis, except for the cases that are under litigation.

3.18.5 Investment income

Income on government securities, term finance certificates and other fixed income securities is recognized on an accrual basis for the number of days these are held taking into account effective yield on the instruments.

Dividend income is recognized when the Group's right to receive dividend is established. Income on debentures is recognized at the prescribed rates, except where recovery is considered doubtful in which case the income is recognized on a receipt basis.

Capital gain / loss arising on sale of listed securities is recognized on settlement date.

Income on future transactions is taken to income as the difference between ready market purchase price and future sale at settlement of future transactions. Income on reverse repurchase transactions is taken to income at the date of settlement.

3.18.6 Deferred capital grant

Grants received for capital expenditure is credited to "Deferred liabilities". Amount equal to the depreciation charged during the year as per rate applicable to the respective assets is transferred to other income. Grants received in cash for revenue expenditure are treated as income on the basis of expenditure incurred.

3.18.7 Others

All other income are recognised on accrual basis.

3.19 Taxation

3.19.1 Current

Provision of current tax is based on the taxable income for the year determined in accordance with prevailing laws (Fourth Schedule to the Income Tax Ordinance, 2001) for taxation of income. All sources of income of the Group are taxed as one basket income using prevailing tax rate expected to apply to the profit for the year, if enacted. The charge for the current tax also includes adjustments, where considered necessary, to the provision for tax made in previous years arising from assessments finalized during the current year for such years.

3.19.2 Deferred

Deferred taxation is accounted for using the balance sheet liability method providing for temporary differences between the carrying amounts of assets and liabilities for financial reporting purposes and the amounts used for taxation purposes. The amount of deferred tax provided is based on the expected manner of realization on settlement of the carrying amount of assets and liabilities using the tax rates enacted at the reporting date. A deferred tax asset is recognised only to the extent that it is probable that future taxable profits will be available and credits can be utilized. Deferred tax assets are reduced to the extent that it is no longer probable that the related tax benefit will be realized.

3.20 Bad and doubtful debts

Known bad debts are written off and impairment loss is recognized for debts / receivables considered doubtful.

3.21 Provisions

Provisions are recognized when the Group has a present legal or constructive obligation as a result of past events and it is probable that an outflow of resources embodying economic benefits will be required to settle the obligation, and a reliable estimate of the amount can be made.

3.22 Impairment of non financial assets

The carrying amounts of non financial assets are assessed at each reporting date to ascertain whether there is any indication of impairment. If any such indication exists then the asset's recoverable amount is estimated. An impairment loss is recognised, as an expense, for the amount by which the asset's carrying amount exceeds its recoverable amount.

The recoverable amount is the higher of an asset's fair value less cost to sell and value in use. Value in use is ascertained through discounting of the estimated future cash flows using a discount rate that reflects current market assessments of the time value of money and the risk specific to the assets. For the purpose of assessing impairment, assets are Grouped at the lowest levels for which there are separately identifiable cash flows (cash generating units).

3.23 Related party transactions and transfer pricing

Transactions and contracts with the related parties are carried out at arm's length price determined in accordance with comparable uncontrolled price method.

3.24 Cash and cash equivalents

These include cash and bank balances and deposits maturing within twelve months.

3.25 Dividend distributions and appropriations

Dividend distributions and appropriations are recorded in the period in which the distributions and appropriations are approved.

3.26 Earnings per share

The Group presents basic and diluted Earnings Per Share (EPS) for its shareholders. Basic EPS is calculated by dividing the profit or loss attributable to ordinary shareholders of the Group by the weighted average number of ordinary shares outstanding during the year. Diluted EPS is calculated if there is any potential dilutive effect on the Group's reported net profits.

3.27 Segment reporting

Operating segment is a distinguishable component of the Group that is engaged in providing services that are subject to risks and returns that are different from those of other operating segments. The Group accounts for segment reporting of operating results using the classes of business as specified under the Insurance Ordinance, 2000 and the Insurance Regulations, 2017.

The Group's business segments are currently reported as shareholders' fund and five statutory funds, separately in respect of each class of life insurance business.

3.28 Foreign currency translations

Foreign currency transactions during the year are recorded at the exchange rate approximating those ruling on the date of transaction. Monetary assets and liabilities in foreign currencies are translated at the rate of exchange which approximates those prevailing on the reporting date. Gains and losses on translations are taken to income currently. Non monetary items that are major in terms of historical cost in a foreign currency are translated using the exchange rates as at the date of initial transactions. Non monetary items measured at fair value in a foreign currency are translated using the exchange rate at the date when the fair value was determined.

3.29 Leases

The Group recognizes a right-of-use asset and a lease liability at the lease commencement date. The right-of-use asset is initially measured based on the initial amount of the lease liability adjusted for any lease payments made at or before the commencement date, plus any initial direct costs incurred and an estimate of costs to dismantle and remove the underlying asset or to restore the underlying asset or the site on which it is located, less any lease incentives received. The right-of-use asset is depreciated on a straight-line method over the lease term as this method most closely reflects the expected pattern of consumption of the future economic benefits. The lease term includes periods covered by an option to extend if the Group is reasonably certain to exercise that option. In addition, the right-of-use asset is periodically reduced by impairment losses, if any, and adjusted for certain remeasurements of the lease liability.

The lease liability is initially measured at the present value of the lease payments that are not paid at the commencement date, discounted using the interest rate implicit in the lease or, if that rate cannot be readily determined, the Group's incremental borrowing rate. Generally, the Group uses its incremental borrowing rate as the discount rate.

The lease liability is subsequently measured at amortized cost using the effective interest method. It is remeasured when there is a change in future lease payments arising from a change in fixed lease payments or an index or rate, if there is a change in the Group's estimate of the amount expected to be payable under a residual value guarantee, or if the Group changes its assessment of whether it will exercise a purchase, extension or termination option.

When the lease liability is remeasured in this way, a corresponding adjustment is made to the carrying amount of the right-of-use asset, or is recorded in profit or loss if the carrying amount of the right-of-use asset has been reduced to zero.

The Group has elected to apply the practical expedient to account for each lease component and any non-lease components as a single lease component and not to recognize right-of-use assets and lease liabilities for short-term leases that have a lease term of 12 months or less and leases of low-value assets. The lease payments associated with these leases is recognised as an expense on a straight-line basis over the lease term.

3.30 Financial instruments

Financial assets and financial liabilities are recognised when the Group becomes a party to the contractual provisions of the financial instrument.

Financial assets and financial liabilities are recognised initially at cost including associated transaction costs which is the fair value of the consideration given.

The financial assets and financial liabilities are measured subsequently as described below:

3.30.1 Financial assets

For the purpose of subsequent measurement, financial assets are classified into the following categories upon initial recognition:

- loans and receivables;
- held to maturity; and
- fair value through profit or loss.

Loans and receivables

Loans and receivables are non-derivative financial assets with fixed or determinable payments that are not quoted in an active market. After initial recognition, these are carried at amortized cost.

Held to maturity

These include held to maturity investments that are financial assets with fixed or determinable payments and fixed maturity and the Group has a positive intent and ability to hold these investments till maturity. After initial recognition, these are carried at amortized cost.

Fair value through profit or loss

These are investment are initially recognised at cost being the fair value of the consideration given and its related transaction cost are charged to profit or loss account. These investment are subsequently measured at their market value with any gain or loss in consolidated statement of comprehensive income.

Impairment of financial assets

A financial asset is assessed at each reporting date to determine whether there is any objective evidence that it is impaired. A financial asset is considered to be impaired if objective evidence indicates that one or more events have had a negative effect on the estimated future cash flows of that asset.

An impairment loss is reversed if there has been a change in the estimates used to determine the recoverable amount. An impairment loss is reversed only to the extent that the asset's carrying amount does not exceed the carrying amount that would have been determined, if no impairment loss had been recognized.

Derecognition

Financial assets are derecognized at the time when the Group loses control of the contractual rights that comprise the financial assets. Financial liabilities are derecognized at the time when they are extinguished, that is, when the obligation specified in the contract is discharged, cancelled, or expired. Any gains or losses on derecognition of financial assets and financial liabilities are taken to the consolidated statement of comprehensive income immediately.

Off setting

Financial assets and liabilities are off set and the amount is reported in the balance sheet if the Group has a legal right to set-off the transactions and also intends either to settle on a net basis or to realize the asset and settle the liability simultaneously.

Fair / market value measurements

For investments in Government securities, fair / market value is determined by reference to quotations obtained from Reuters page (PKRV) / (PKISRV) where applicable. For investments in quoted marketable securities, other than Term Finance Certificates / Corporate Sukuks, fair / market value is determined by reference to Stock Exchange quoted market price at the close of business on balance sheet date. The fair market value of Term Finance Certificates / Corporate Sukuks and investment in Mutual Fund is as per the rates issued by the Mutual Funds Association of Pakistan (MUFAP).

3.30.2 Financial liabilities

For the purpose of subsequent measurement, financial liabilities are measured at amortized cost using effective interest method, which approximates to its cost except for policyholders' liabilities and liability for claims incurred but not reported (IBNR) which are measured on the basis of actuarial valuations.

3.31 Investment in subsidiaries and associates

Investment in subsidiaries has been carried at cost less provision for impairment (if any).

The Group carries its investment in associates at fair value through profit or loss, considering the investment made through investment-linked insurance funds.

3.32 Takaful Operator's Fee

The shareholders of the Group manage the Window Takaful operations for the participants. Accordingly, the Corporation is entitled to Takaful Operator's Fee for the management of Window Takaful Operations under the Waqf Fund, to meet its general and administrative expenses. The Takaful Operator's fee, termed Wakala Fee, is recognized upfront.

	Note	2023 ----- (Rupees in '000) -----	2022 -----
4 PROPERTY AND EQUIPMENT			
Operating assets	4.1	1,409,393	1,046,076
Right-of-use assets	4.2	14,144	3,348
		<u>1,423,537</u>	<u>1,049,424</u>

4.1 Operating assets

2023									
Description	Cost			Depreciation			Written down value as at December 31, 2023	Depreciation Rate (%)	
	As at January 01, 2023	Additions/ (disposals)	Transfer from Investment Property / Capital work in progress	As at December 31, 2023	As at January 01, 2023	For the year / (disposals)			As at 31 December 2023
----- (Rupees in '000) -----									
Building, roads and structure	652,216	8,966 (213)	81,548 -	742,517	169,621	11,030 (213)	180,438	562,079	1
Electric installation and fittings	718,124	51,460 (3,877)	56,157 -	821,864	662,675	40,291 (3,889)	699,077	122,787	10
Furniture and fixture	744,091	88,739 (7,158)	- -	825,672	352,135	40,412 (1,627)	390,920	434,752	10
Office equipment	242,120	66,268 (1,830)	- -	306,558	221,258	13,028 (114)	234,172	72,386	10 to 30
Computer installations-basic	1,004,617	78,350 (4,409)	- -	1,078,558	920,116	55,275 (717)	974,674	103,884	30
Computer installations-peripherals	93,822	11,333 (1,307)	- -	103,848	85,350	4,441 (1,287)	88,504	15,344	30
Vehicles	236,643	104,276 (21)	- -	340,898	234,402	8,356 (21)	242,737	98,161	20
	3,691,633	409,179 (18,602)	137,705	4,219,915	2,645,557	172,620 (7,655)	2,810,522	1,409,393	

2022									
Description	Cost			Depreciation			Written down value as at December 31, 2022	Depreciation Rate (%)	
	As at January 01, 2022	Additions/ (disposals)	Transfer from Investment Property / Capital work in progress	As at December 31, 2022	As at January 01, 2022	For the year / (disposals)			As at 31 December 2022
----- (Rupees in '000) -----									
Building, roads and structure	638,612	13,604 -	- -	652,216	154,635	14,986	169,621	482,595	1
Electric installation and fittings	682,027	41,034 (4,937)	- -	718,124	634,241	33,371 (4,937)	662,675	55,449	10
Furniture and fixture	646,651	102,342 (4,902)	- -	744,091	314,956	42,077 (4,898)	352,135	391,956	10
Office equipment	226,125	16,839 (844)	- -	242,120	206,875	15,222 (839)	221,258	20,862	10 to 30
Computer installations-basic	884,259	123,660 (3,302)	- -	1,004,617	884,259	39,130 (3,273)	920,116	84,501	30
Computer installations-peripherals	89,166	5,332 (676)	- -	93,822	82,206	3,820 (676)	85,350	8,472	30
Vehicles	235,660	2,564 (1,581)	- -	236,643	230,492	5,491 (1,581)	234,402	2,241	20
	3,402,500	289,133 (16,242)	-	3,691,633	2,507,664	137,893 (16,204)	2,645,557	1,046,076	

4.2 Right-of-use assets

	Note	2023	2022
----- (Rupees in '000) -----			
Balance at 1 January		3,348	6,860
Additions during the year		14,144	-
Depreciation charge		(3,348)	(3,348)
Less: Disposal - written down value		-	(164)
Balance at December 31	4.2.1	14,144	3,348

4.2.1

2023								
Description	Cost			Depreciation		Written down		Depreciation Rate
	As at January 01, 2023	Additions/ (disposals)	As at December 31, 2023	As at January 01, 2023	For the year / (disposals)	As at 31 December 2023	value as at December 31, 2023	
----- (Rupees in '000) -----								(%)
Right-of-use assets	17,225	14,144	14,144	13,877	3,348	-	14,144	20 & 33
		(17,225)			(17,225)			
	17,225	14,144	14,144	13,877	3,348	-	14,144	
		(17,225)			(17,225)			

2022								
Description	Cost			Depreciation		Written down		Depreciation Rate
	As at January 01, 2022	Additions	As at December 31, 2022	As at January 01, 2022	For the year	As at 31 December 2022	value as at December 31, 2022	
----- (Rupees in '000) -----								(%)
Right-of-use assets	17,634	-	17,225	10,774	3,348	13,877	3,348	20 & 33
		(409)			(245)			
	17,634	-	17,225	10,774	3,348	13,877	3,348	
		(409)			(245)			

4.3 Assets with zero value

Description of Assets	2023			2022		
	Cost	Net book value	Number of items	Cost	Net book value	Number of items
----- (Rupees in '000) -----						
Furniture and fixtures	272,700	-	45,393	209,269	-	31,473
Office equipment	139,822	-	8,025	104,932	-	4,409
Computer installation - basic	703,627	-	10,069	571,812	-	4,963
Computer installation - peripheral	76,555	-	9,232	60,166	-	1,765
Vehicles	141,351	-	227	114,800	-	121
	1,334,055	-	72,946	1,060,979	-	42,731

4.4 There are no assets held by third parties as at reporting date.

5 INTANGIBLE ASSET

2023								
Description	Cost			Amortization		Written down		Amortization rate (%)
	As at January 01, 2023	Additions	As at December 31, 2023	As at January 01, 2023	For the year	As at 31 December 2023	value as at December 31, 2023	
----- (Rupees in '000) -----								(%)
Computer software	3,016	-	3,016	2,519	181	2,700	316	30

2022								
Description	Cost			Amortization		Written down		Amortization rate (%)
	As at January 01, 2022	Additions	As at December 31, 2022	As at January 01, 2022	For the year	As at 31 December 2022	value as at December 31, 2022	
----- (Rupees in '000) -----								(%)
Computer software	2,412	604	3,016	2,412	107	2,519	497	30

6	INVESTMENT PROPERTIES	Note	2023	2022
			(Rupees in '000)	
	Investment properties	6.1	3,451,021	3,175,533
	Less: Provision for impairment in value	6.4	(2,672)	(2,715)
			<u>3,448,349</u>	<u>3,172,818</u>
	Capital work in progress	6.8	18,112	400,264
			<u>3,466,461</u>	<u>3,573,082</u>

7.1	Investment properties	2023									
		Cost			Depreciation				Written down		Depreciation Rate %
As at January 01, 2023	Additions adjustments	Transfer in from Capital work in progress	As at December 31, 2023	As at January 01, 2023	For the year / (disposals)	Transfer to Property and Equipment	As at 31 December 2023	value as at December 31, 2023			
(Rupees in '000)											
Freehold land	274,616	-	-	274,616	-	-	-	-	274,616	1	
Leasehold land	332,697	-	-	332,697	124,946	3,865	-	128,811	203,886	1 to 5	
Leasehold improvements	19,279	-	-	19,279	12,085	849	-	12,934	6,345	5	
Building, roads and structure	2,694,111	20,635	190,460	2,905,206	423,503	25,301	-	448,804	2,456,402	1	
Electric installation and fittings	1,638,310	17,877	131,159	1,787,346	1,222,946	54,628	-	1,277,574	509,772	10	
	<u>4,959,013</u>	<u>38,512</u>	<u>321,619</u>	<u>5,319,144</u>	<u>1,783,480</u>	<u>84,643</u>	<u>-</u>	<u>1,868,123</u>	<u>3,451,021</u>		

	2022									
	Cost			Depreciation				Written down		Depreciation Rate %
As at January 01, 2022	Additions adjustments	Transfer in from Capital work in progress	As at December 31, 2022	As at January 01, 2022	For the year	Transfer to Property and Equipment	As at 31 December 2022	value as at December 31, 2022		
(Rupees in '000)										
Freehold land	274,616	-	-	274,616	-	-	-	-	274,616	1
Leasehold land	332,697	-	-	332,697	121,081	3,865	-	124,946	207,751	1 to 5
Leasehold improvements	19,279	-	-	19,279	11,235	850	-	12,085	7,194	5
Building, roads and structure	2,680,901	13,210	-	2,694,111	400,594	22,909	-	423,503	2,270,608	1
Electric installation and fittings	1,626,006	12,304	-	1,638,310	1,178,258	44,688	-	1,222,946	415,364	10
	<u>4,933,499</u>	<u>25,514</u>	<u>-</u>	<u>4,959,013</u>	<u>1,711,168</u>	<u>72,312</u>	<u>-</u>	<u>1,783,480</u>	<u>3,175,533</u>	

6.2 The market value of the investment properties, owned by the Group as determined by the independent valuers, amounted to Rs. 132,750 million (2022: Rs. 109,852 million). The forced sale value of the investment properties, owned by the Group as determined by the independent valuers (i.e. RBS Associates (Private) Limited) as at December 31, 2023, amounted to Rs. 119,480 million (2022: Rs. 98,867 million).

6.3 The above includes, title deeds of 61 land/buildings, that were taken over by the Group under the Life Insurance (Nationalization) Order, 1972 (LINO) dated November 01, 1972 and have been transferred in the name of the Group. The title deeds 13 buildings / plots (2022: 13 buildings / plots) are still in the name of defunct insurance companies that were merged in the Group as per the LINO order.

6.4 There are properties costing Rs. 4.269 million (2022: Rs. 4.269 million) having written down value of Rs. 2.672 million (2022: Rs. 2.715 million) to which the Group's title is disputed. Against this, a provision of Rs. 2.715 million (2022: Rs. 2.715 million) exists.

6.5 The Group has a plot at Rawalpindi costing Rs. 0.581 million (2022: Rs. 0.581 million) for which execution of title deed is pending due to dispute with the Cantonment Board, Rawalpindi.

- 6.6 The Group has a plot at Mirpur (Azad Kashmir) costing Rs. 1.192 million (2022: Rs. 1.192 million) for which execution of title deed remain pending.
- 6.7 The investment properties also include Rs. 23 million (2022: Rs. 23 million) paid by the Group to the People Media Foundation (PMF) for acquisition of ground floor measuring 13,000 sq. ft. in PMF Complex (Press Club Building) at G-8, Markaz, Islamabad. The Group has taken over the possession of ground floor in July 1996, under an irrevocable General Power of Attorney, as the construction of building was incomplete. The management of the Group is of the opinion that under irrevocable General Power of Attorney, the Group is in a position to freely transfer the title of said property in its own name.

6.8	Capital work in progress	Note	2023	2022
			----- (Rupees in '000) -----	
	Opening balance		400,264	399,393
	Additions	6.8.1	77,172	871
	Transfer to investment properties		(321,619)	-
	Transfer to property and equipment		(137,705)	-
	Closing balance		<u>18,112</u>	<u>400,264</u>

- 6.8.1 This mainly represents the amount incurred in respect of Rahim Yar Khan projects.

7 INVESTMENTS IN EQUITY SECURITIES

	Note	2023			2022		
		Cost	Impairment / provision	Carrying value	Cost	Impairment / provision	Carrying value
Fair value through profit or loss							
----- (Rupees in '000) -----							
Related parties							
	7.1	3,589,109	-	19,190,871	3,531,057	-	15,688,072
		5,000	-	5,000	5,000	-	5,000
Others							
	7.2	68,201,338	(18,559)	126,516,164	31,508,331	(39,618)	62,232,832
	7.3	279,425	(215,623)	63,802	276,097	(212,295)	63,802
		3,743	(2,982)	761	3,743	(2,483)	1,260
		<u>72,078,615</u>	<u>(237,164)</u>	<u>145,776,597</u>	<u>35,324,228</u>	<u>(254,396)</u>	<u>77,990,966</u>

- 7.1 This includes carrying value of Pakistan Reinsurance Company Limited (associated company) amounting to Rs. 1,689 million (2022: Rs. 1,507 million).
- 7.2 This includes 653,995 shares (2022: 653,995) owned by Corporation in National Bank of Pakistan on behalf of Life Insurance Corporation of India (LIC) which has a carrying value of Rs. 21.00 million (2022: Rs. 15.43 million).
- 7.3 Name of the chief executives of companies which forms majority portion of total investment in unlisted equities is given below:

Company	Chief Executive	Shareholding	No of Shares	Carrying Value in Rupees
Peoples Steels Mills Limited	Brig. Shuja Hassan	N/A	1,998,967	12,681,714
Al Baraka	Mr.Ahmed Shuja	1.10%	4,941,176	52,522,921
Arabian Sea Country Club Limited	Mr. Arif Ali Khan	N/A	500,000	351,049
State Bank of Pakistan	Mr. Jameel Ahmed	N/A	29,458	3,221,374
Pakistan Emerging Ventures limited	Mr. Saeed Khan	3.33%	12,500,000	24,771

8 INVESTMENTS IN MUTUAL FUNDS

	Note	2023			2022		
		Cost	Impairment / provision	Carrying value	Cost	Impairment / provision	Carrying value
----- (Rupees in '000) -----							
Fair value through profit or loss							
Listed - Others							
Open & close ended mutual fund	8.1	3,282,447	-	7,159,700	3,282,447	-	5,613,601
Unlisted - Others							
Close end mutual fund	8.2	594,190	-	2,298,569	594,190	-	1,556,166
		<u>3,876,637</u>	<u>-</u>	<u>9,458,269</u>	<u>3,876,637</u>	<u>-</u>	<u>7,169,767</u>

8.1 Open & close ended mutual fund

	2023			2022		
	Number of units	Cost Rs. in '000	Carrying value Rs. in '000	Number of units	Cost Rs. in '000	Carrying value Rs. in '000
Open ended mutual funds						
Pakistan Life Fund						
National Investment Trust Units	75,996,262	2,304,969	5,769,636	75,996,262	2,304,969	4,394,103
Pak Capital Market Fund	129,297	373	1,983	124,603	373	1,302
NIT Government Bond Fund	28,278,954	300,000	310,986	28,278,954	300,000	296,847
NIT Income Fund	9,831,295	100,000	110,901	9,831,295	100,000	106,647
NIT Islamic Equity Fund	26,316,595	200,000	258,955	24,320,164	200,000	175,105
HBL Growth Fund "B" (PICIC Growth Fund)	12,384,663	-	234,937	12,384,663	-	150,474
HBL Investment Fund -Class "B"	1,663,367	-	15,353	1,663,367	-	9,997
HBL Money Market Fund	610,029	50,000	69,354	610,029	50,000	67,140
Al Meezan Mutual Fund	9,143,431	39,311	215,694	9,143,431	39,311	142,912
MCB Pakistan Stock Market Fund	34,348	962	4,558	34,348	962	2,741
JS Growth Fund	281,952	19,867	59,825	281,952	19,867	39,755
Close ended mutual funds						
HBL Growth Fund "A" (PICIC Growth Fund)	12,024,904	243,312	101,971	12,024,904	243,312	216,208
HBL Investment Fund-Class "A"	1,607,710	23,653	5,547	1,607,710	23,653	10,370
		<u>3,282,447</u>	<u>7,159,700</u>		<u>3,282,447</u>	<u>5,613,601</u>

8.2 Close ended mutual funds

	2023			2022		
	Number of units	Cost Rs. in '000	Carrying value Rs. in '000	Number of units	Cost Rs. in '000	Carrying value Rs. in '000
Pakistan Life Fund						
NIT Equity Market Opportunity Fund	10,179,666	594,190	2,298,569	10,179,666	594,190	1,556,166

9 INVESTMENTS IN GOVERNMENT SECURITIES

	Maturity Year	Effective Yield (%)	2023			2022	
			Amortized Cost	Principal Payment	Carrying Value	Effective Yield (%)	Carrying Value
----- (Rupees in '000) -----							
HELD TO MATURITY							
Pakistan Investment Bond							
3 year Pakistan Investment Bonds	2025 - 2026	17.92% - 19.39%	227,893,674	250,600,000	227,893,674	15.93% - 16.99%	67,234,614
5 year Pakistan Investment Bonds	2024 - 2027	9.50% - 21.36%	199,040,849	208,615,000	199,040,849	9.50% - 16.99%	232,792,188
10 year Pakistan Investment Bonds	2024 - 2033	10.00% - 21.37%	490,023,196	508,868,300	490,023,196	10.00% - 16.65%	432,554,749
15 year Pakistan Investment Bonds	2026 - 2035	14.63% - 17.11%	114,206,245	112,353,700	114,206,245	13.62% - 16.99%	115,332,892
20 year Pakistan Investment Bonds	2024 - 2039	14.68% - 21.37%	71,252,327	70,091,300	71,252,327	13.86% - 16.96%	70,655,625
30 year Pakistan Investment Bonds	2036 - 2038	13.89% - 14.78%	37,824,081	40,050,000	37,824,081	13.77% - 13.78%	37,766,082
Sukuk Bonds (Takaful)	2025 - 2027		1,137,444	1,137,444	1,137,444		511,333
Islamic Republic of Pakistan Bond			18,686,308	-	18,686,308		14,700,870
Treasury Bills							
1 year Pakistan Treasury Bills	2024	21.40% - 22.92%	58,476,264	62,665,000	58,476,264		162,614,406
			<u>1,218,540,388</u>	<u>1,254,380,744</u>	<u>1,218,540,388</u>	12.46% - 16.99%	<u>1,134,162,759</u>

- 9.1 Government securities include Rs. 501.5 million (2022: Rs. 501.5 million) placed with the State Bank of Pakistan, in accordance with Section 29 of the Insurance Ordinance, 2000.
- 9.2 Market value of government securities carried at amortized cost amounted to Rs. 1,074,912 million (2022: Rs. 999,073 million), which has been done based on PKRV valuation technique taken by MUFAP.

10 INVESTMENT IN DEBT SECURITIES

Note	2023			2022		
	Cost	Impairment / provision	Carrying value	Cost	Impairment / provision	Carrying value
HELD TO MATURITY - OTHERS						
----- (Rupees in '000) -----						
Debentures	10.1	7,573	(7,573)	-	7,573	(7,573)
Foreign fixed income securities	10.2	13,240,251	-	13,240,251	10,763,786	-
		<u>13,247,824</u>	<u>(7,573)</u>	<u>13,240,251</u>	<u>10,771,359</u>	<u>(7,573)</u>
					<u>10,763,786</u>	

- 10.1 Debentures include an amount of Rs. 7.573 million (2022: Rs. 7.573 million) pertaining to those companies which are in liquidation process since 1974. Further, a court case is in process against the Colony Textile Mills Limited against debenture loan amounting to Rs. 0.678 million (2022: Rs. 0.678 million). The Corporation had made full provision against these debentures.

- 10.2 It represents investments made by gulf zone of the Group.

11 INSURANCE / REINSURANCE RECEIVABLES *Unsecured and considered good*

Note	2023	2022
	----- (Rupees in '000) -----	
Due from insurance contract holders	183,277,118	77,490,942
Less: provision for impairment of receivables from insurance contract holders	(25,321)	(86,800)
Due from other insurers / reinsurers / retakaful	1,482,759	827,433
Less: provision for impairment of due from other insurers / reinsurers / retakaful	(31,279)	(31,758)
	<u>184,703,277</u>	<u>78,199,817</u>

12 OTHER LOANS AND RECEIVABLES

Receivables from Window Takaful Operation		3,167	-
Accrued investment income		76,593,683	58,158,770
Loans to agents		98,204	86,441
Agent commission receivable		23	73
Loans to employees	12.1	1,420,603	937,974
Other receivables		17,071,681	5,269,660
Federal insurance fees		265	-
Advance to contractors & security deposit		371,299	379,796
Deposit against bank guarantee		351,516	447,701
		<u>95,910,441</u>	<u>65,280,415</u>

- 12.1 This represents unsecured interest free short-term advances and loans to employees amounting to Rs. 427.402 million (2022: Rs. 327.78 million). Further, this also includes secured loans to employees amounting to Rs. 992.792 million (2022: Rs. 610.19 million) bearing interest rate of 8% per annum which are secured against documents of property / vehicle.

Note	2023	2022
	----- (Rupees in '000) -----	
Prepaid reinsurance premium ceded	47,286	27,074
Prepaid miscellaneous expenses	168,221	42,220
Prepaid rent	116,381	24,329
	<u>331,888</u>	<u>93,623</u>

		2023	2022
		----- (Rupees in '000) -----	
14	CASH & BANK	Note	
	Cash and cash equivalent		
	- Cash in hand	176	10,252
	- Cash in transit	61,097	3,207,642
	- Policy & Revenue stamps, Bond papers	14,595	207
	Cash at bank		
	- Current account	13,596,482	11,151,805
	- Saving account	58,960,761	30,405,186
	- Fixed deposits maturing after 12 months	9,909,273	3,643,189
	- Window takaful operations	-	52,607
		<u>82,542,384</u>	<u>48,470,888</u>

14.1 **Cash and cash equivalent include the following for the purposes of the cash flow statement:**

Cash and cash equivalent

- Cash in hand	176	10,252
- Cash in transit	61,097	3,207,642
- Policy and revenue stamps, bond papers	14,595	207

Cash at bank

- Current account	13,596,482	11,151,805
- Saving account	58,960,761	30,405,186
- Window takaful operations	-	52,607
Cash and cash equivalent	<u>72,633,111</u>	<u>44,827,699</u>

14.2 These carry mark-up ranging from 14.50% to 20.75% (2022: 8.25% to 15.10%) per annum.

14.3 These carry mark-up ranging from 18.00% to 22.00% (2022: 13.00% to 16.70%) per annum.

14.4 This represents amount deposited the in separate savings bank accounts of Rs. Nil (2022: Rs. 52.606 million) for window takaful operations of Alpha Insurance Company Limited. It further includes bank account opened for Participant Takaful Fund amounting to Rs. Nil (2022: Rs.10,000). During the year, the Company has transferred these accounts to window takaful operations as reflected in the financial statements of Window Takaful Operations as at December 31, 2023.

15 **ORDINARY SHARE CAPITAL**

15.1 **Authorized share capital**

		2023	2022
		----- (Rupees in '000) -----	
	Number of shares		
		<u>90,000,000</u>	<u>80,000,000</u>
	Ordinary shares of Rs. 100 each	9,000,000	8,000,000

15.2 **Issued, subscribed and paid up share capital**

		62,000,000	49,000,000	Ordinary shares of Rs. 100 each		6,200,000	4,900,000
		18,000,000	13,000,000	fully paid in cash		1,800,000	1,300,000
		<u>80,000,000</u>	<u>62,000,000</u>	Issued during the year.	15.3	<u>8,000,000</u>	<u>6,200,000</u>

15.3 During the year, the Group issued share capital amounting to Rs. 1,800 million (2022: 1,300 million) with the approval of Finance Division wing of Government of Pakistan vide letters dated October 17, 2023.

	Note	2023	2022
		----- (Rupees in '000) -----	
16	LEDGER ACCOUNT C & D		
	Opening balance	27,400,780	12,134,493
	Change in solvency margin through statement of comprehensive income	16,815,579	15,266,287
		44,216,359	27,400,780
	Related deferred tax liability on:		
	Opening balance	(9,210,234)	(3,489,579)
	Charge to statement of comprehensive income	(6,405,698)	(5,720,655)
	Closing balance	(15,615,932)	(9,210,234)
	Net of tax	28,600,427	18,190,546
17	RESERVES		
	Group reserves	3,927,386	3,378,432
		3,927,386	3,378,432
18	INSURANCE LIABILITIES		
	Life insurance business		
	Reported outstanding claims (including claims in payment)	18.1 194,249,640	118,667,425
	Incurred but not reported claims (IBNR)	18.2 9,398,543	7,672,373
	Investment component of Unit Linked and Account Value Policies	18.3 804,216	300,962
	Liabilities under individual conventional insurance contracts	18.4 1,589,029,838	1,385,674,040
	Liabilities under Group insurance contracts (other than investment linked)	18.5 7,976,153	8,285,685
	Other insurance liabilities (premium deficiency reserve)	18.6 1,522,083	1,408,027
		1,802,980,473	1,522,008,512
	Underwriting provisions - General insurance business		
	Outstanding claims including IBNR	18.7 216,794	210,329
	Unearned premium reserves	18.8 116,172	85,324
	Premium deficiency reserves	5,215	1,133
	Unearned reinsurance commission	18.9 1,291	476
		339,472	297,262
		1,803,319,945	1,522,305,774
18.1	Reported outstanding claims (including claims in payment)		
	Gross of Reinsurance		
	Payable within one year	194,249,640	118,667,425
	Payable over a period of time exceeding one year	-	-
	Recoverable from Reinsurance		
	Receivable within one year	-	-
	Receivable over a period of time exceeding one year	-	-
		-	-
	Net reported outstanding claims	194,249,640	118,667,425
18.2	Incurred but not reported claims (IBNR)		
	Gross of reinsurance	9,398,543	7,672,373
	Reinsurance recoveries	-	-
	Net of reinsurance	9,398,543	7,672,373
18.3	Investment Component of Unit Linked and Account Value Policies		
	Investment component of Unit Linked Policies	804,216	300,962

	2023	2022
	----- (Rupees in '000) -----	
18.4 Liabilities under individual conventional insurance contracts		
Gross of reinsurance	1,590,359,425	1,386,839,056
Reinsurance credit	(1,329,587)	(1,165,016)
Net of reinsurance	<u>1,589,029,838</u>	<u>1,385,674,040</u>
18.5 Liabilities under Group insurance contracts (other than investment linked)		
Gross of reinsurance	7,976,153	8,285,685
Reinsurance credit	-	-
Net of reinsurance	<u>7,976,153</u>	<u>8,285,685</u>
18.6 Other insurance liabilities (premium deficiency reserve)		
Gross of reinsurance	1,553,747	1,421,187
Reinsurance recoveries	(31,664)	(13,160)
Net of reinsurance	<u>1,522,083</u>	<u>1,408,027</u>
18.7 Underwriting provisions		
Outstanding claims including IBNR		
Claims paid	197,631	66,508
Add: Outstanding claims including IBNR closing	216,794	210,329
Less: Outstanding claims including IBNR opening	(210,329)	(138,206)
Claims expense	<u>204,096</u>	<u>138,631</u>
Reinsurance and other recoveries received	(49,675)	(8,732)
Add: Reinsurance and other recoveries received in respect of outstanding claims opening	91,694	78,372
Less: Reinsurance and other recoveries received in respect of outstanding claims closing	(101,276)	(91,694)
Reinsurance and other recoveries revenue	<u>(59,257)</u>	<u>(22,054)</u>
	<u>144,839</u>	<u>116,577</u>
18.8 Unearned premium reserves		
Written Gross Premium	350,778	255,507
Add: Unearned premium reserve opening	85,324	72,255
Less: Unearned premium reserve closing	(116,172)	(85,324)
Less: Reinsurance premium ceded	93,150	54,518
Add: Prepaid reinsurance premium opening	27,074	32,414
Less: Prepaid reinsurance premium closing	(47,286)	(27,074)
Reinsurance expense	<u>72,938</u>	<u>59,858</u>
	<u>246,992</u>	<u>182,580</u>
18.9 Unearned reinsurance commission		
Commission paid or payable	65,147	45,017
Add: Deferred commission expense opening	15,115	12,579
Less: Deferred commission expense closing	(24,952)	(15,115)
Net Commission	<u>55,310</u>	<u>42,481</u>
Less:		
Commission received or recoverable	2,259	1,026
Add: Unearned reinsurance commission opening	476	980
Less: Unearned reinsurance commission closing	(1,291)	(476)
Commission from reinsurers	<u>1,444</u>	<u>1,530</u>
	<u>53,866</u>	<u>40,951</u>

19	RETIREMENT BENEFIT OBLIGATIONS	Note	2023	2022
			----- (Rupees in '000) -----	
	Post retirement benefit	19.1	4,924,749	4,198,692
	Accumulated Compensation Absences	19.2	2,179,000	1,915,000
			<u>7,103,749</u>	<u>6,113,692</u>

As stated in note 3.16, the Group operates Employees' Pension Fund, Officers' Gratuity Funds, Employees' Unfunded Gratuity Scheme and Employees' Post Retirement Medical benefits.

The latest actuarial valuation of the scheme as at December 31, 2023 was carried out using the projected unit credit method. The results of the actuarial valuation are as follows:

19.1 Post retirement benefit

	Employees' Pension Funds		Officers Gratuity Funds		Employees' Unfunded Gratuity Scheme		Employees' PRMB Scheme	
	2023	2022	2023	2022	2023	2022	2023	2022
(Rupees in '000)								
Balance Sheet Reconciliation								
Fair value of plan assets	30,859,384	27,601,890	23,477	76,639	-	-	-	-
Present value of defined benefit obligations	(32,290,270)	(29,328,783)	(17,217)	(45,341)	-	-	(3,500,124)	(2,503,097)
Arrears	-	-	-	-	-	-	-	-
Recognized liability	(1,430,885)	(1,726,893)	6,260	31,298	-	-	(3,500,124)	(2,503,097)
Movement in the fair value of plan assets								
Fair value as at January 1	27,601,890	27,052,518	68,621	106,230	-	-	-	-
Expected return on plan assets	3,917,881	3,253,101	8,104	9,926	-	-	-	-
Actuarial gains / (losses)	(727,098)	(2,610,207)	1,752	(4,070)	-	-	-	-
Employer contributions	66,712	(93,522)	(45,520)	(19,535)	-	-	-	-
Benefits paid	-	-	(9,480)	(15,912)	-	-	-	-
Fair value as at December 31	30,859,385	27,601,890	23,477	76,639	-	-	-	-
Movement in the defined benefit obligations								
Obligation as at January 1	29,328,784	28,678,677	37,293	84,380	-	-	2,503,097	2,798,838
Service cost	841,843	923,897	679	2,091	-	-	718,920	106,418
Interest cost	4,184,034	3,549,174	3,609	7,606	-	-	356,438	342,874
Liability in respect of promotees	-	-	-	-	-	-	-	-
Settlement and Curtailment	-	-	-	-	-	-	-	-
Actuarial losses / (gains)	(166,037)	(2,448,309)	32,947	(13,980)	-	-	43,284	(640,870)
Benefits paid	(1,898,354)	(1,374,656)	(57,311)	(34,756)	-	-	(121,615)	(104,163)
Obligation as at December 31	32,290,270	29,328,783	17,217	45,341	-	-	3,500,124	2,503,097
Cost								
Current service cost	841,843	923,897	679	2,091	-	-	718,920	106,418
Interest cost	4,184,034	3,549,174	3,609	7,606	-	-	356,438	342,874
Expected return on plan assets	(3,917,881)	(3,591,101)	(8,104)	(9,926)	-	-	-	-
Settlement and curtailment	-	-	-	-	-	-	-	-
Recognition of actuarial gain/(loss)	561,061	161,898	31,196	(9,910)	-	-	43,284	(640,870)
Expense	1,669,057	1,381,868	27,380	(10,139)	-	-	1,118,642	(191,578)
Actual return on plan assets								
	3,190,783	642,894	9,855	5,856	-	-	-	-

	Employees' Pension Funds		Officers Gratuity Funds		Employees' Unfunded Gratuity Scheme		Employees' PRMB Scheme	
	2023	2022	2023	2022	2023	2022	2023	2022
(Rupees in '000)								
Principal actuarial assumptions used are as follows:								
Discount rate & expected return on plan assets	15.50%	14.50%	15.50%	14.50%	-	-	15.50%	14.50%
Salary increase rate	12.50%	12.00%	12.50%	12.00%	-	-	12.50%	12.00%
Pension increase rate	9.50%	9.50%	-	-	-	-	-	-
Mortality rates	SLIC (2001-05)-1							

Maturity Profile of the Defined Benefit Obligation

	2023	2022	2023	2022	2023	2022	2023	2022
Weighted average duration of the PBO	7.97	8.94	0.83	0.88	-	-	7.83	7.75
Distribution of timing of benefit payments (time in years)								
1	2,601,045	1,821,757	10,223,587	26,349,538	-	-	265,739	188,493
2	3,081,337	2,319,316	10,069,900	8,857,205	-	-	282,946	200,109
3	3,245,257	2,761,575	-	8,966,853	-	-	327,157	235,590
4	3,560,609	2,997,130	-	-	-	-	371,717	275,375
5	4,141,157	3,249,317	-	-	-	-	423,210	314,883
6-10	26,956,168	22,681,151	-	-	-	-	3,423,569	2,344,543

Comparison for five years:
As at December 31

	2023	Restated 2022	2021	2020	2019
	(Rupees in '000)				
Fair value of plan assets	(30,882,861)	27,678,529	27,158,748	28,103,415	24,133,468
Benefit obligations	35,807,610	(31,877,221)	(31,561,894)	(28,585,161)	(27,313,218)
Arrears	-	-	(36,747)	-	-
Deficit	4,924,749	(4,198,692)	(4,439,893)	(481,746)	(3,179,750)

Experience adjustments

Loss on plan assets (as percentage of plan assets)	-15.95%	-15.17%	-16.35%	-1.71%	-13.18%
Gain on plan obligations (as percentage of plan obligations)	13.75%	13.17%	14.05%	1.69%	11.64%

The effect of a 1% movement in actuarial assumptions are as follows:

	Employees' Pension Funds		Officers Gratuity Funds		Employees' Unfunded Gratuity		Employees' PRMB Scheme	
	2023	2022	2023	2022	2023	2022	2023	2022
	(Rupees in '000)							
Impact on the defined benefit obligation								
Increase in assumption of discount rate	29,716,517	26,707,808	17,007	37,419	-	-	3,225,908	2,309,106
Decrease in assumption of discount rate	35,307,007	32,312,530	17,361	38,140	-	-	3,815,987	2,726,686
Increase in assumption of long term salary increase	32,754,882	30,337,398	17,218	38,007	-	-	3,627,398	2,603,856
Decrease in assumption of long term salary increase	31,859,521	28,360,784	17,218	37,608	-	-	3,385,122	2,410,679
Increase in assumption of pension increase rate	34,324,759	31,262,640	-	-	-	-	-	-
Decrease in assumption of pension increase rate	30,511,514	27,586,407	-	-	-	-	-	-
Expected contribution for the year:								
	2024		2024		2024		2024	
	Rs. '000		Rs. '000		Rs. '000		Rs. '000	
Current services cost	843,655		334		-		129,632	
Interest cost - net	226,973		(945)		-		532,351	
	1,070,628		(611)		-		661,983	

Plan assets comprise of the following:

	Employees' Pension Funds				Officers Gratuity Funds			
	2023		2022		2023		2022	
	Rs. In 000	%	Rs. In 000	%	Rs. In 000	%	Rs. In 000	%
Equity	-	-	-	-	-	-	-	-
Debt	30,307,404	98%	26,569,952	96%	-	-	68,621	90%
Others (including cash and bank balances)	551,981	2%	1,031,938	4%	23,476	100%	8,018	10%
	30,859,385	100%	27,601,890	100%	23,476	100%	76,639	100%

19.2 Accumulated Compensation Absences Movement in Payable

	2023	2022
	(Rupees in '000)	
Opening Balance	1,915,000	1,805,000
Addition during the year	264,000	110,000
Closing balance of compensated absences	2,179,000	1,915,000

20 DEFERRED TAXATION

Deferred tax asset arising in respect of

Accelerated depreciation on fixed asset	(881)	(1,310)
Lease liability	(4,102)	(2,421)
Provision against premium due but unpaid	(7,343)	(25,572)
Provision for diminution in value of investment	(5,382)	(7,417)
Provision against amount due from other insurers/reinsurers	(9,071)	(8,412)
	(26,779)	(45,132)

Deferred tax credit arising in respect of

On Retained balance on Ledger C&D Account	15,615,932	9,210,234
Right-of-use assets	4,102	1,989
Provision for employees benefit plan	561	381
Unrealized gain or loss on revaluation of AFS	21,056	32,604
	15,641,651	9,245,208
Net deferred tax liability	15,614,872	9,200,076

	Balance as at January 1, 2023	Recognised in the statement of profit or loss	Recognised in other comprehensive income	Balance as at December 31, 2023
	----- (Rupees in '000) -----			
Movement in deferred tax	9,200,076	6,414,796	-	15,614,872
	Balance as at January 1, 2022	Recognised in the statement of profit or loss	Recognised in other comprehensive income	Balance as at December 31, 2022
	----- (Rupees in '000) ----- (Restated)			
Movement in deferred tax	3,479,317	5,720,759	-	9,200,076

	Note	2023	2022
		----- (Rupees in '000) -----	
21 INSURANCE / REINSURANCE PAYABLES			
Due to other insurers / reinsurers		2,048,739	1,201,826
Cash margins against performance bonds		38,142	21,390
		<u>2,086,881</u>	<u>1,223,216</u>
22 OTHER CREDITORS AND ACCRUALS			
Agents commission payable		7,912,323	5,870,102
Accrued expenses		16,313,725	13,015,406
Lease liability	22.1	14,144	4,386
Sindh Workers' Welfare Fund	22.2	2,198	2,198
Federal Excise Duty / Sales tax		11,948	17,642
Federal Insurance Fee		-	77
Salaries & wages payable		372	1,246
Compensated absences		3,542	2,613
Other tax payables		213	97
Unpaid and unclaimed dividend		3,001	3,001
Accounts payable for goods & services		906	467
Other liabilities		29,018,689	11,383,885
		<u>53,281,061</u>	<u>30,301,120</u>
22.1 Lease liability			
Current		1,838	3,483
Non - current		12,306	903
		<u>14,144</u>	<u>4,386</u>

22.2 The Finance Act, 2008 introduced amendments to the Workers' Welfare Fund (WWF) Ordinance, 1971 whereby the definition of industrial establishment was extended. The amendments were challenged at various levels and conflicting judgments were rendered by the Lahore High Court, Sindh High Court and Peshawar High Court.

The Honorable Supreme Court of Pakistan vide its judgment dated November 10, 2016, has upheld the view of Lahore High Court and decided that WWF is not a tax and hence the amendments introduced through Finance Act, 2008 are ultra-vires to the Constitution.

The Federal Board of Revenue has filed Civil Review Petitions in respect of above judgment with the prayer that the judgment dated November 10, 2016 passed in the Civil Appeal may kindly be reviewed in the interest of justice.

In view of the above, on prudent basis the Group has decided not to reverse charge for WWF recorded for the years up to 2015 amounting to Rs. 2.198 million.

23 CONTINGENCIES AND COMMITMENTS

23.1 Contingencies

23.1.1 The Group filed reference applications before the Honorable High Court of Sindh contesting the decision of the ATIR for assessment years 1992-1993 to 2002-2003 relating to turnover tax. Inland Revenue Department invoked provisions of turnover tax on the ground that the tax paid under Fourth Schedule of the repealed Income Tax Ordinance, 1979 is less than turnover tax and hence, should be paid accordingly. The Group filed aforesaid appeals on the ground that the Fourth Schedule of the repealed Ordinance restricts taxable income to that portion of actuarial surplus which is attributed to the shareholders fund by the appointed Actuary.

Sindh High Court vide judgement dated November 24, 2020 decided these reference applications against the Group. Group has filed CPLAs before the Honorable Supreme Court of Pakistan against judgement of the Sindh High Court. Honourable Supreme Court of Pakistan has granted leave to appeal in Civil Petitions filed by the Group. Management of the Group and its tax advisor are confident that ultimate outcome of these matters will be in favour of the Group.

Subsequent to the above judgement of Sindh High Court, Karachi; Additional Commissioner Inland Revenue, Large Taxpayers Office, Karachi issued notices u/s 122(9) of the Income Tax Ordinance, 2001 to the Group for tax years 2018 to 2023. Vide aforesaid notices, it was confronted that tax paid by the Group under Fourth Schedule to the Ordinance for above referred tax years is less than 1.25% of its gross turnover. Hence, in terms of the provisions of section 113 of the Ordinance, Group is liable to pay minimum tax @ 1.25% of its gross turnover. Group, through its tax consultant furnished replies in which it was argued that owing to the special nature of insurance business, section 99 of the Ordinance states that taxation of insurance business is governed through special statute i.e. Fourth Schedule. Rule 2 of the Fourth Schedule provides that profit and gains of a life insurance business shall be current year's surplus appropriated to P&L Account as per advice of the appointed Actuary. Further, as per Rule 3 of the Fourth Schedule, amount paid to, reserved for or expanded on behalf of the policyholders shall be allowed as deduction. It is evident that tax can only be levied on shareholder's surplus appropriated to P&L account whereas policyholder's surplus is exempt from tax.

Major portion of the premium received from policyholders is reserved/invested in the pooled investment account to meet the statutory obligations of claim payments. Levying minimum tax on gross turnover is tantamount to tax on policyholders which is against the intent of the legislature.

Subsequent to the submission of replies, Additional Commissioner passed amended assessment orders for tax years 2018 to 2023 wherein tax demand of Rs. 14,293 million is raised. Being aggrieved from impugned assessment orders, Group has filed appeals before Commissioner-Appeals which are pending adjudication.

23.1.2 In the year 2010, the Inland Revenue Department served legal notices to the Group, requiring it to explain why the withholding tax under section 151(1)(d) of the Income Tax Ordinance, 2001 has not been deducted on payments made to the policyholders on the maturity. Those notices were related to tax years 2008 and 2009.

According to those notices, the Inland Revenue Department were of opinion that Group was required to withhold Income Tax on maturity claims by virtue of the said section. The Department considered that the total amount of a matured policy given to the policy holder consist of bonuses and the sum assured. The bonuses are given to the policy holder on the basis the amount of premium received during the whole term of the policy which is a form of interest or profit on debt. Hence, the Group u/s 151 (1)(d) is liable for deducting withholding tax @ 10% on the amount of bonuses paid to policyholder on maturity. Therefore, the Inland Revenue Department raised demands of Rs. 710.12 million and Rs. 738.51 million as withholding tax for tax year 2008 and 2009 respectively. The Group had filed appeals before CIR (A) on the grounds that policy contract as a debt instrument lacks legal sanctity and the definition of debt is being misinterpreted by the tax authorities.

CIR(A) decided the subject appeals in favor of Group vide order No. 27 & 28 dated September 29, 2011 on the grounds that the provisions of section 151(1)(d) of the Income Tax Ordinance, 2001 are not attracted to the payments made by way of bonus on the maturity of the policies as the same can not be construed to be interest or profit on debt.

The demand raised by the Department has not been enforced after above judgment of CIR (A), therefore, no payment was made against the demand. Inland Revenue Department filed appeals before the ATIR against the above orders of CIR (A) which were dismissed by learned ATIR vide order No. 506-07/KB/2012 on April 17, 2014.

Inland Revenue Department has filed appeals before High Court of Sindh, Karachi against the orders of ATIR. Management of the Group and its tax advisor are confident that ultimate outcome of this matter will be in favor of the Group and accordingly, no provision is required in these financial statements on account of this matter.

23.1.3 Inland Revenue Department served a legal notice u/s 122 (5A) on apportionment of expenses under section 67 of the Income Tax Ordinance, 2001 to the dividend income for tax year 2004. The said notice was replied by Group but not agreed by the concerned ACIR. Subsequently amended assessment order was passed u/s 122 (5A) which resulted in tax demand of Rs. 164.88 million. The Group was not in agreement with said order and preferred appeal before CIR(A). Said appeal was not upheld at this forum. Next appeal was filed before ATIR. Meanwhile the Department adjusted demand amount from the pending refunds for tax year 2010.

Appellate Tribunal Inland Revenue (ATIR) decided the above appeal in favor of Group vide order No/ 925/KB/2010 dated July 24, 2012; wherein the addition made u/s 67 has been deleted. The said issue has already been decided by the Honorable High Court of Sindh, Karachi in an other appeal on the issue reported as Commissioner (Legal) Inland Revenue v/s EFU General Insurance Ltd 2011-PTD-2042.

Inland Revenue Department has passed an order u/s 124 of the Income Tax Ordinance, 2001 to give effect to the appeal Ref. Document # 11/54 dated June 24, 2014 and also issued refund of Rs. 153.75 million to the Group. Balance refund of Rs. 11.13 million has also been adjusted against tax liability of other tax years. In the year 2013, the Inland Revenue Department filed appeal in the Honorable High Court of Sindh against the decision of ATIR which was dismissed by the High Court of Sindh, Karachi vide order dated August 30, 2016. Inland Revenue Department has filed civil appeal before Honorable Supreme Court of Pakistan against the judgement of Honorable High Court of Sindh, Karachi which is pending adjudication.

23.1.4 In the year 2013, Inland Revenue Department issued similar notices to Group regarding withholding of tax on maturity proceeds of insurance policies as described in note 23.1.2. These notices were related to Tax Year 2010 to Tax Year 2012 stating that the Department holds a similar stance as described in the said note. Reply was filed by the Group through authorized representative which was not accepted by the Department and order u/s 161 and 205 of the Income Tax Ordinance was passed, resulting in total demand of Rs. 1,577.46 million (Rs. 1,249.14 million as withholding tax and Rs. 328.32 million as default surcharge).

The entire tax demand of Rs. 1,577.46 million was discharged under protest and without prejudice to its legal right to appeal. The Group filed appeals before CIR (A) which was not upheld. The Group then filed appeal before ATIR against the above order which has been decided in favour of Group vide consolidated order dated February 21, 2017. Inland Revenue Department has filed reference applications before Sindh High Court, Karachi against the order of Tribunal. Out of total tax payment of Rs. 1,577.46 million, Inland Revenue Department adjusted Rs. 587.39 million against tax demand pertaining to tax years 2011 and 2017. Balance amount of Rs. 990.08 million has been adjusted against advance tax payment for tax year 2025.

Further, LTU, Karachi had also issued notice u/s 161/205 of the Income Tax Ordinance, 2001 similar to the notices issued in the previous years to invoke the section 151 (1)(d) of the Ordinance to recover withholding tax from the Group on the amount of bonus paid to the policyholders on the maturity of the policies during the tax year 2013. Reply was filed through tax consultant which was not agreed by Department and order u/s 161/205 was passed and tax demand amounting to Rs. 609.23 million including default surcharge of Rs. 99.11 million was raised which was discharged without prejudice to legal rights to appeal. Appeal was filed before CIR (A) against said order which was upheld vide order # 34 dated March 30, 2015.

Inland Revenue Department has issued refund amounting to Rs. 500 million from appeal effect of Tax Year 2013 in July, 2015. Further, IR Department has adjusted outstanding demand for tax year 2009, 2010 and 2011 at Rs. 10.8 million, Rs. 12.58 million and Rs. 56.37 million respectively against pending appeal effect of tax year 2013. Balance appeal effect of Rs. 29.48 million has been adjusted against advance tax payment for tax year 2025. Inland Revenue Department has filed an appeal before ATIR against the said order of the CIR (A) which has been decided in favour of the Group vide order dated March 25, 2024.

The management and legal counsel are optimistic that ultimate outcome of the cases shall be decided in favor of the Group as ATIR has decided the appeals related to similar issue in previous years in favour of the Group.

23.1.5 Assessment of the Group for assessment years 2000-01 and 2001-02 were finalized at tax liability of Rs. 141.06 million and Rs. 216.83 million respectively. Subsequently, above assessments were revised vide

orders passed u/s 221 of the Income Tax Ordinance, 2001 on the grounds that surcharge @ 5% as per Part III of First Schedule of the repealed Ordinance was not levied on the tax worked out u/s 80-D of the repealed Ordinance. Accordingly, surcharge amounting to Rs. 7.05 million and Rs. 10.84 million was levied for assessment years 2000-01 and 2001-02 respectively. Group, being aggrieved filed appeals before CIR-A against above impugned departmental orders on the grounds that surcharge @ 5% was not leviable in the instant case as tax has been worked out u/s 80-D of the repealed Ordinance. However, CIR-A decided the appeals against the Group. Thereafter, the Group filed appeals before ATIR against above judgement of CIR-A which were also decided against the Group. Subsequently, the Group filed reference applications before Honorable Sindh High Court, Karachi which has been decided in favor of the Group. Inland Revenue Department has filed civil appeals before Honorable Supreme Court of Pakistan which are pending adjudication. Last hearing in these cases were fixed on February 20, 2020. Next date of hearing is not yet announced.

23.1.6 Inland Revenue Department initiated monitoring of withholding of taxes from tax years 2009 to 2013 vide notices issued u/s 161/205 of the Income Tax Ordinance, 2001.

Based on the reply submitted by Group, IR Department passed orders u/s 161/205 of the Ordinance whereby tax demand amounting to Rs. 494.15 million was raised for above tax years (tax year 2009: Rs. 48.08 million, tax year 2010: Rs. 57.43 million, tax year 2011: Rs. 53.44 million, tax year 2012: Rs. 258.17 million and tax year 2013: Rs. 77.03 million). Without prejudice to the legal rights to appeal, Group paid above demand under protest.

Being aggrieved, Group filed appeals against above departmental orders before Commissioner Inland Revenue-Appeals. CIR (A) has vacated the orders passed by DCIR and directed the concerned DCIR to re-visit the case.

On the directive of CIR (A), DCIR issued notices afresh for above tax years. Group referred those notices to its tax consultant for compliance. On the basis of reply submitted by Group through consultant, DCIR passed revised orders for tax years 2009 to 2013 whereby tax demand of Rs. 403.18 million was created (tax year 2009: Rs. 58.88 million, tax year 2010: Rs. 70.01 million, tax year 2011: Rs. 64.09 million, tax year 2012: Rs. 100.38 million and tax year 2013: Rs. 109.82 million). Group filed appeals against aforesaid orders before CIR-A. Tax demand on account of alleged short deduction on salary and incorrect CPRs and penalty / default surcharge has either been deleted or set-aside by CIR-A. Group's appeals are pending before Appellate Tribunal Inland Revenue in respect of above tax years.

Further, Inland Revenue Department issued show cause notices for monitoring of withholding taxes on similar lines for tax year 2014 and 2015. On the basis of reply submitted by Group, Inland Revenue Department passed orders whereby tax demand amounting to Rs. 449.94 million and Rs. 572.14 million was raised for the tax year 2014 and 2015 respectively. Above orders were subsequently rectified and revised tax demand of Rs. 212.86 million and Rs. 166.42 million was determined for tax year 2014 and 2015 respectively. Without prejudice to the legal right to appeal, Group has offered adjustment of tax demand for tax year 2014 from available refunds and tax demand for tax year 2015 was paid in cash.

Being aggrieved from the order of DCIR for tax year 2014 and 2015, Group has filed an appeal before CIRA on alleged non-provision of tax payment challans and levy of default surcharge and Penalty on account of absence of mens rea and also because of availability of significant tax refunds due to the Group during the default period. CIRA has set-aside the orders and directed taxation officer to revisit the issue and levy default surcharge and penalty. Group had challenged tax recovery of Rs. 71.31 million and Rs. 11.35 million on arbitrary basis for alleged non provision of tax payment challans in respect of tax year 2014 and 2015 respectively. CIRA has remanded back the issue for adjudication being rectificatory matter. We have written to the taxation officer to pass appeal effect orders and evidence of tax refunds were also provided, however, appeal effect orders are not yet passed.

23.1.7 Additional Commissioner Inland Revenue, Audit Range-B, Zone-III, LTU, Karachi served notice u/s 122 (9) of the Income Tax Ordinance, 2001 dated January 02, 2017 to the Group for tax year 2016 whereby certain issues regarding deduction claimed on account of provision for impairment in the value of investment properties, deduction claimed on account of gratuity and pension, deduction claimed on account of provision for impairment in shares, rationale for deduction of investment property related expenses, foreign tax credit u/s 103 of the Ordinance claimed in the annual tax return, taxation of dividend income as single basket income, etc were confronted. the Group has engaged tax consultant for responding said notice.

Subsequent to the reply filed by the Group through its counsel, ACIR proceeded to amend an assessment and passed an amended assessment order dated March 06, 2017 u/s 122 (5A) of the Income Tax Ordinance, 2001 whereby demand of Rs. 23.78 million was raised u/s 137 of the Income Tax Ordinance.

Since, the Group has pending refunds towards Inland Revenue Department, therefore; without prejudice to the legal right to appeal; the Group through its tax consultant in said case has requested to adjust the above demand against pending refunds.

The Group filed appeal against the impugned order before CIR (A). Issue related to subjecting dividend income to normal tax rate is decided in favor of the Group whereas issues related to deduction claimed on account of real estate expenses, provision for impairment in value of shares and value of investment properties and provision for diminution in value of investment are decided against the Group. Further, issue of refund adjustment amounting to Rs. 220 million against pending appeal effect of tax year 2003 were remanded back to concerned ACIR. Inland Revenue Department as well as the Group filed appeals before ATIR against order of CIR (A) which are pending till to date. Date of the hearing is not fixed till date.

23.1.8 Additional Commissioner Inland Revenue, Audit Range-B, Zone-III, LTU, Karachi served notice u/s 122 (9) of the Income Tax Ordinance, 2001 dated March 13, 2017 to the Group for tax year 2015 whereby almost similar issues as stated in note 23.1.7 were raised. Subsequent to the reply filed by the Group through its counsel, ACIR proceeded to amend an assessment and passed an amended assessment order dated April 13, 2017 u/s 122 (5A) of the Income Tax Ordinance, 2001 whereby demand of Rs. 163.5 million was raised u/s 137 of the Income Tax Ordinance. In said order, ACIR has incorrectly adjusted Rs. 446.61 million.

The Group, not in agreement with above order, filed application for rectification u/s 221 dated April 24, 2017 through tax consultant which was rejected by concerned ACIR vide letter dated April 28, 2017. Our tax consultant vide letter dated May 05, 2017 again requested for rectification of order. DCIR passed rectified order vide letter DC # 03/117 dated December 21, 2017 whereby refund of Rs. 316.74 million is determined as refundable to the Group.

The Group filed appeal against the impugned order before CIR (A). Issues related to subjecting dividend income to normal tax rate and disallowance on account of exchange loss related to foreign currency balances are decided in favor of the Group whereas issues related to deduction claimed on account of real estate expenses, provision for impairment in value of shares and provision for bad debts are decided against the Group. Further, issue of alleged tax adjustment of Rs. 446.61 million was remanded back to taxation officer. Inland Revenue Department as well as the Group filed appeals before ATIR against order of CIR (A) which are pending till to date. No date for the hearing is fixed till date.

23.1.9 Additional Commissioner Inland Revenue, Audit Range-B, Zone-III, LTU, Karachi served notice u/s 122 (9) of the Income Tax Ordinance, 2001 dated December 31, 2014 to the Group for tax year 2012 whereby certain issues regarding reconciliation of commission expense between cash flow statement and monthly withholding tax statements, short withholding of tax under various provisions of the Ordinance, taxation of dividend income as single basket income, provision for IBNR, etc were confronted. Tax consultant responded said notice on behalf of the Group. Additional information/explanation were also called vide letters dated February 24, 2015, September 22, 2015 and January 25, 2017. Subsequent to the reply filed by tax consultant ACIR proceeded to amend an assessment and passed an amended assessment order dated March 10, 2017 u/s 122 (5A) of the Income Tax Ordinance, 2001 whereby tax amount of Rs. 100.004 million is determined as refundable. Out of tax refundable amount, Rs. 91.05 million has been adjusted against advance tax payment for tax year 2025 whereas balance amount of Rs. 8.95 million has been disallowed by IR Department.

The Group has filed appeal against the impugned order before CIR (A). Issue of subjecting dividend income to normal tax rate, foreign tax credit claimed u/s 103, disallowance of provision for IBNR and disallowance of amount pertaining to investment arrangement between Group and Bureau of Emigration and Overseas Employment has been decided by CIR (A) in favor of Group vide order dated May 22, 2017. However, CIR (A) has decided the issue relating to disallowance of provision for impairment in value of shares against the Group. Further, issues of alleged non-deduction of tax on commission payments, payment for goods and prizes were remanded back to concerned taxation officer. Inland Revenue Department as well as Group has filed cross appeal before Appellate Tribunal Inland Revenue against above order of CIR (A) which is still pending till to date. Hearing before the Tribunal was fixed on April 19, 2024. Hearing has been concluded and reserved for order.

23.1.10 Additional Commissioner Inland Revenue, Audit Range-B, Zone-III, LTU, Karachi also issued notices u/s 122 of the Ordinance to the Group related to tax years 2011, 2013 and 2014. Vide Said notices, ACIR confronted almost similar issues as stated at note 23.1.7 and 23.1.9. the Group engaged A.F. Ferguson & Co. for

responding these notices. Subsequently, ACIR passed amended orders whereby demand of Rs. 520.63 million was raised (Tax Year 2011: Rs. 56.37 million, Tax Year 2013 Rs. 107.12 million and Tax Year 2014: Rs. 357.14 million). Inland Revenue Department adjusted the demand related to tax year 2011 from pending appeal effect related to tax year 2013. Further, demand related to tax years 2013 and 2014 was adjusted by Inland Revenue Department from pending refund related to tax year 2015. the Group, being aggrieved from above orders of ACIR, filed appeals before CIR (A). Issues related to subjecting dividend income to normal tax rate, addition on account of inter-office rent expense, provision for diminution in value of investments and tax on Bureau Fund has been decided in favor of the Group by CIR (A). However, issues related to deduction claimed on account of real estate expenses and provision for bad and doubtful debts are decided against the Group. Further, issues of interest free loans to employees, alleged short withholding of tax on advertisement and training expenses and reduction in tax liability due to reduction in taxable surplus for tax years 2012 and 2013 were remanded back to concerned ACIR for re-adjudication. Inland Revenue Department as well as the Group filed appeals before ATIR against the orders of CIR (A). Further, on the directives of CIR (A), ACIR issued notice dated April 17, 2020 in respect of remand back issues in respect of tax year 2014. the Group has duly submitted relevant information along with supporting documents to the ACIR. The ACIR has not yet passed an order in respect of the same.

23.1.11 Additional Commissioner Inland Revenue, Audit Range-B, Zone-III, LTU, Karachi served notice u/s 122 of the Income Tax Ordinance, 2001 dated January 10, 2018 to the Group for tax year 2017. Vide Said notice, ACIR confronted issues like investment arrangement between the Group and Bureau of Emigration and Overseas Employment, deduction claimed on account of provision for diminution in value of investments, provision for impairment in the value of investment properties, provision for impairment in the value of shares, loans / advances to employees and agents, short withholding of tax under various provisions of the Ordinance. the Group engaged A.F. Ferguson & Co. for responding the notice. Subsequently, ACIR passed amended order whereby demand of Rs. 480.25 million was raised. Group, being aggrieved from above amended order, file appeal before CIR (A).

Further, Group, through its tax consultant, also file application for stay of tax demand vide letter dated April 05, 2018 along with application for out of turn hearing vide letter dated March 28, 2018 before CIR (A). Hearing before CIR (A) was held on April 26, 2018. CIR (A) vide order No. 6 dated May 03, 2018 decided issues which involves major tax impact at Rs. 357.21 million like tax on Bureau Fund, disallowance on account of inter-company rent expenses in favour of the Group. However, issue of disallowance on account of real estate expenses and provision against other receivables are decided against the Group. Further, issues of interest free loans to employees, alleged short withholding on training expenses and adjustment of tax liability against pending appeal effect for tax year 2010 were remanded back to concerned ACIR. Inland Revenue Department as well as the Group filed appeals before ATIR against order of CIR (A) which are pending till to date. No date for the hearing is fixed till date.

23.1.12 According to the Sindh Sales Tax on Services Act 2011, sales tax is payable on premium of life and health insurance policies written in the province of Sindh. The Punjab and Baluchistan Revenue Authorities have also introduced sales tax on life and health insurance premium effective from November 01, 2018 and July 03, 2015 respectively.

This being a collective issue of the industry, the Insurance Association of Pakistan (IAP) has actively taken up the matter with the provincial revenue authorities for the exemption on sales tax. The industry's main contention is that life insurance is not a service, but in fact, in sum and substance, a contingent contract under which payment is made on occurrence of an event, specified in the terms of contract or policy and thus is a financial arrangement. Superior courts in foreign jurisdiction have held that insurance is not a service.

In this relation, the legal advisors have also opined that an insurance contract is essentially a financial transaction, which is unrelated to the sale of any identifiable consumer goods or service, and as such, in leading jurisdictions, it has been widely held that insurance is not a service and hence, does not fall within the scope of taxability under the provincial sales tax laws.

Subsequently, life insurance companies collectively filed Constitutional Petitions (CPs) before Hon'ble High Courts of Lahore (writ petition no. 55421/ 2019) and Sindh (C.P. No. D.7677 of 2019) against the levy of sales tax on life and health insurance in Punjab and levy of sales tax on life insurance in Sindh respectively that are pending adjudication. As far as Baluchistan Revenue Authority (BRA) is concerned, no notice or communication has been received by the Group in this respect and hence, no petition is yet filed before any court.

The Hon'ble LHC in its order dated October 03, 2019 has restrained Punjab Revenue Authority (PRA) from taking any coercive measures against applicants.

Hearing in the main petition related to PRA i.e. WP. 55421 of 2019 was fixed on May 12, 2022 and directed the Federation to submit the reply on the subject matter of the petition. Next date of hearing is yet to be announced.

The Hon'ble SHC, in its interim order dated December 02, 2019, directed that the request of the petitioners, seeking exemption in terms of Section 10 of the Sindh Sales Tax Act, 2011, shall be considered by the Sindh Revenue Board (SRB), in accordance with the law.

Sindh Revenue Board (SRB) vide notification No.3-4/13/2020 dated June 22, 2020, has exempted life insurance from levy of service tax up to June 30, 2020 subject to the condition that person providing insurance services commences e-depositing the amount of Sindh sales tax due on such services from July, 2020 onwards. The exemption to health insurance upto June 30, 2023 vide notification no. SRB-3-4/19/2022 has expired and is not extended. Group and other insurance companies have filed joint CP (CP No. 4318 of 2023) before Honorable Sindh High Court, Karachi against sales tax on health insurance which is pending adjudication.

Through the Khyber Pakhtunkhwa Finance Act, 2021, the exemption in respect of the sales tax on services of life and health insurance in the province of Khyber Pakhtunkhwa (KP) has been withdrawn from July 01, 2021. As a consequence, life insurance is taxable at the rate of 15% and health insurance is taxable at a reduced rate of 1% without any input tax adjustment. This withdrawal of the exemption was intimated by Khyber Pakhtunkhwa Revenue Authority (KPRA) on July 29, 2021 vide letter no. F. No. 7(10)/KPRA/ADC(HQ)/2021/12114. In reply, the Group most respectfully requested KPRA to exempt the levy of sales tax on life and health insurance vide letter no. F&A/KPRA/ST/47 Dated: August 9, 2021. Moreover, on October 05, 2021, the Group sent a letter to the Ministry of Finance, Government of KP, in which the Group requested to allow the permanent exemption from sales tax on services under Khyber Pakhtunkhwa Sales Tax on Services Act, 2013. Consequently, the Government of Khyber Pakhtunkhwa has allowed the exemption on health insurance premium vide notification dated August 10, 2022. However, the exemption related to life insurance was not allowed. Consequently, Group filed writ petition (WP No. 3521 of 2023) before Peshawar High Court which is pending adjudication.

In view of the opinion of legal advisor the Group has calculated estimated aggregated amount of sales tax liability amounting to Rs. 8,233.86 million (December 31, 2022: Rs. 5,985.72 million), which is calculated based on risk premium and excluding the investment amount allocated to policies. The management contends that should the administrative efforts fail, the amount will be charged to the policyholders.

23.1.13 Additional Commissioner Inland Revenue, Audit Range B, Zone-III, LTU Karachi served notice u/s 122(9) of the Ordinance dated November 26, 2019 to the Group in respect of tax year 2019. Vide above notice, ACIR confronted certain issues like deduction claimed on account of unrealized loss on investment, investment in value, investment related expenses, advances to employees at interest rate lower than benchmark rate and adjustment of tax liability against outstanding appeal effect of prior year.

Based on the reply filed by the Group through tax consultant, ACIR passed amended order u/s 122(5A) of the Ordinance dated March 13, 2020 and raised demand of Rs. 164.68 million.

Since the Group has pending refunds/appeal effects towards Inland Revenue Department, therefore the Group through its authorized representative filed application for stay of demand. Further, being aggrieved from above amended order, the Group also filed appeal before CIR-A. CIR (A) has passed order dated April 20, 2020 wherein issue related to deduction claimed on account of impairment in value of investment has been decided in favor of Group. However, issue of disallowance on account of real estate expenses has been decided against the Group. Further, matters related to unrealized loss on financial assets, loans/advances to employees, adjustment of tax liability against prior year appeal effect has been remanded back to concerned ACIR for re-adjudication. Inland Revenue Department as well as the Group filed appeals before ATIR against order of CIR (A) which are pending till to date. No date for the hearing is fixed till date.

A notice dated June 09, 2022, was issued by the ACIR under section 124 of the Ordinance, initiating the remand back proceedings against which detailed explanation / information along with relevant supporting documents were submitted. Consequently, the ACIR proceeded to pass an order dated June 28, 2022, under section 124 of the Ordinance giving effect to the first appeal and created an Income Tax demand of Rs. 164.02 million. An appeal against the said order was filed before the CIRA on July 20, 2022. The CIRA vide order dated December 15, 2022, remanded the matter back to the assessing officer with directions to re-analyse the matter as per directions of the CIRA in the first appellate order.

23.1.14 Additional Commissioner Inland Revenue, Audit Range B, Zone-III, LTU Karachi served notice u/s 122(9) of the Ordinance dated April 29, 2020 to the Group in respect of tax year 2018. Vide above notice, ACIR confronted certain issues like deduction claimed on account of unrealized loss on financial assets and investment property related expenses, advances to employees at interest rate lower than benchmark rate and difference between profit as per financial statements and as per tax return.

Based on the information/explanation submitted by the Group to tax authorities against above notice, ACIR passed an amended assessment order u/s 122 (5A) whereby tax refundable position of Rs. 1,007.84 million is determined for tax year 2018.

An appeal against all the above-mentioned assessments made by the ACIR was filed by the Group before the CIRA on September 29, 2020. The CIRA, on the basis of the facts of the case and the arguments submitted, passed an order dated December 21, 2021. Through the said order, issue of impairment in value of shares is decided in favour of Group whereas issue of investment property related expenses is decided against the Group. Further, issues of unrealized loss on investments, investment related expenses and interest on loans / advances to employees were remanded back to the concerned taxation officer for reassessment. Group as well as Inland Revenue Department filed cross appeals before the Appellate Tribunal Inland Revenue against the order of the CIRA, which are still pending for hearing. No date for the hearing has been fixed till date.

23.1.15 Additional Commissioner Inland Revenue, Audit Range B, Zone-III, LTU Karachi served notice u/s 122(9) of the Ordinance dated December 10, 2020 to the Group in respect of tax year 2020. Vide above notice, ACIR confronted certain issues like deduction claimed on account of investment property related expenses, advances to employees at interest rate lower than benchmark rate, difference between profit as per financial statements and as per tax return, alleged short withholding of tax on commission and advertisement/sales promotion, etc. Based on the information/explanation submitted by the Group to tax authorities against above notice, ACIR passed an amended assessment order u/s 122 (5A) whereby tax demand of Rs. 458.25 million was raised. Out of aforesaid tax demand, recovery of Rs. 306.04 million was not enforced by Inland Revenue Department as Lahore High Court has granted stay to Field Worker's Federation of Pakistan. Balance tax demand amounting to Rs. 152.21 million has been adjusted against tax refund pertaining to tax year 2012. the Group has filed appeal before CIR-A against amended assessment order.

CIR-A vide order dated March 09, 2023 decided the issues of WHT on sales field office expenses, commission paid outside Pakistan, advertisement expenses paid outside Pakistan, electricity and telephone bills, other benefits to insurance intermediaries (group life business) in favour of the Group. However, issue related to additions on account of investment property related expenses is decided against the Group. Further, issues of adjustment of tax liability against prior year refund, loans/advances to employees are remanded back to the concerned tax officer. Group as well as Inland Revenue Department filed cross appeals before the Appellate Tribunal Inland Revenue against the order of the CIRA, which are still pending for hearing. No date for the hearing has been fixed till date.

23.1.16 Returns of taxable income, being a deemed assessment order u/s 120(1) of the Income Tax Ordinance, 2001 were duly submitted by the Group to FBR for tax year 2003 and 2006.

Notices dated August 12, 2008 and May 22, 2012 were issued by the ACIR to the Group u/s 122(5A)/122(9) of the Ordinance for tax year 2003 and 2006 respectively for amendment of abovementioned deemed assessment orders on the grounds that surplus attributable to the policyholders was not paid within three years from the year of its appropriation and hence it should be added back in the taxable income of the Group under the provisions of section 34(5) of the Ordinance.

The Group submitted detailed explanation/information along with relevant supporting documents against above notices to the tax authorities. ACIR passed amended assessment orders u/s 122(5A) of the Ordinance dated September 29, 2008 and June 30, 2012 and determined tax demand of Rs. 2,126.25 million and Rs. 1,401.20 million for tax year 2003 and 2006 respectively.

Appeals against amended assessment orders passed by the ACIR were filed by the Group before the CIRA. The CIRA deleted the above tax demands vide orders dated July 04, 2012 and October 31, 2012 for tax years 2003 and 2006 respectively.

Inland Revenue Department filed appeals before Appellate Tribunal Inland Revenue against the orders of CIRA which were also decided in favour of the Group vide consolidated order dated September 21, 2016. Inland Revenue Department has filed Income Tax Reference Applications before Honorable High Court of Sindh, Karachi against the order of ATIR which are pending adjudication. Next date of hearing in these reference applications is April 30, 2024.

23.1.17 Additional Commissioner Inland Revenue, LTU Karachi served notice u/s 122(9) of the Ordinance dated November 18, 2022 to the Group in respect of tax year 2022. Vide above notice, ACIR confronted certain issues like deduction claimed on account of investment property related expenses, advances to employees at interest rate lower than benchmark rate, difference between profit as per financial statements and as per tax return, alleged short withholding of tax on commission and advertisement/sales promotion, deduction claimed on account of unrealized loss on investments, adjustment of tax liability against prior years refund, etc. Based on the information/expalanation submitted by the Group to tax authorities against above notice, ACIR passed an amended assessment order u/s 122 (5A) whereby tax demad of Rs. 119.89 million was raised. the Group has filed appeal before CIR-A against amended assessment order. CIR-A vide order dated June 26, 2023 decided the issue of alleged short withholding of tax on commission and advertisement/sales promotion in favour of the Group whereas issue of deduction claimed on account of investment property related expenses is decided against the Group. Further, issue of adjustment of tax liability against prior year refund has been remanded back to the concerned tax officer for re-adjudication. Group had filed appeal before the Tribunal against the order of CIR-A which is pending adjudication.

23.1.18 Assistant Commissioner, Circle-02 (Companies), Inland Revenue Department Mirpur AJ&K issued notices all dated February 25, 2022 u/s 161 of the Income Tax Ordinance, 2001 to the Group for tax years 2014 to 2018. Vide aforesaid notices, it was alleged that Group had short deducted withholding tax to the extent of Rs. 19.24 million under various provisions of the Ordinance (Tax Year 2014: Rs. 4.05 million, Tax Year 2015: Rs. 1.07 million, Tax Year 2016: Rs.3.64 million, Tax Year 2017: Rs. 3.57 million and Tax Year 2018: Rs. 6.91 million).

The Group raised a legal objection that proceeding for tax years 2014 to 2016 have become time barred. Without prejudice to the legal objection raised with respect to the notices issued for tax years 2014 to 2016, Group submitted responses along with supporting documents against all the notices from tax years 2014 to 2018.

Subsequently, Assistant Commissioner passed orders u/s 161 of the Ordinance and raised impugned tax demand of Rs. 13.53 million (Tax Year 2014: Rs. 4.41 million, Tax Year 2015: Rs. 1.15 million, Tax Year 2016: Rs. 2.92 million, Tax Year 2017: Rs. 1.78 million and Tax Year 2018: Rs. 3.27 million).

Being aggrieved, the Group filed appeals before Commissioner – Appeals, Mirpur AJ&K against above referred impugned orders passed u/s 161 of the Ordinance. Commissioner-Appeals, Mirpur AJ&K vide orders all dated November 29, 2023 decided the appeals against the Group. Group has filed appeals before Appellate Tribunal Inland Revenue, Mirpur AJ&K against the orders passed by the Commissioner-Appeals, Mirpur AJ&K.

23.1.19 Various claims amounting to Rs. 74.575 million (2022: Rs. 60.48 million) has been lodged by various parties against the Group. the Group has not acknowledge these claims as the management considers that the Group is not liable to settle the amount.

23.1.20 The deemed assessment under section 120 of Income Tax Ordinance, 2001 of the Group have been finalised up to tax year 2023. Matters of disagreement exist between the Group and the tax authorities for the tax year 2009, 2011, 2012, 2013, 2014, 2015 and 2016. In prior years, the Commissioner has passed amended assessment orders for the these tax years under section 122(5A), wherein tax on dividend income has been charged at corporate tax rate by treating such income as business income of the Group under Fourth Schedule to the Ordinance. Further, certain disallowances were made in respect of provision for IBNR claims, non-withholding of tax on commission expenses and payment of certain expenses in cash. The management is contesting these matters with the tax authorities and has filed appeals with the Appellate Tribunal Inland Revenue (ATIR), the Honourable High Court of Sindh (the Court) and with the Commissioner Inland Revenue Appeals (CIRA) and is confident that these matters will be decided in favour of the Group. Consequently, no provision has been made in these financial statements in respect of the above matters.

For tax years 2009, 2011, 2012 and 2013, the ACIR has passed amended assessment order under section 122(5A) of the Income Tax Ordinance, 2001 wherein tax on dividend income has been charged at corporate tax rate by treating such income as business income of the Group under Fourth Schedule to the Ordinance. As a result of the amended assessment order for the tax year 2009, demand of Rs. 4.63 million was created, for the tax years 2011 and 2012, demand of Rs. 18.58 million was created against which the Group has paid Rs. 9.74 million and for the tax year 2013, demand of Rs. 1.79 million. the Group has filed appeals before CIRA and if the appeal is decided against the Group, a tax liability of Rs. 15.26 million would arise, however the Tax advisor believes that the case will be decided in favour of the Group.

During 2017, the ACIR issued notice dated 16 May 2017, under section 122(5A) for passing an amended order on certain issues for the tax year 2011. However, the Group has filed a writ petition before the Honourable High Court of Sindh challenging the validity of the notice being barred by limitation of time. The Court has granted an order and the said order is operating. Based on tax advisor opinion the management is confident of favourable outcome of the said appeal. accordingly, no tax provision has been recorded in these financial statements.

For tax years 2015 and 2016, the ACIR passed an amended assessment order under section 122(5A), wherein tax on dividend income has been charged at corporate tax rate by treating such income as business income of the Group under Fourth Schedule to the Ordinance. Further, certain disallowances were made in respect of non-withholding of tax on commission expenses and payment of certain expenses in cash. Consequently, tax demand of Rs. 2.30 million and Rs. 6.83 million was created respectively. Against the amended assessment order, an appeal was filed before the CIRA, who vide combined appellate order dated 21 November 2017 allowed relief in respect chargeability of dividend at corporate tax rates and levy of Worker's Welfare Fund whereas additions on account of non-withholding of tax commission expense and cash expenses made by the Group were confirmed.

The Group has filed a further appeal before the ATIR on the issues confirmed by the CIRA. Moreover, the department has also filed appeal before the ATIR challenging the relief granted by the CIRA. If the appeal is decided against the Group, a tax liability of Rs. 9.12 million would arise, however the tax advisor believes that the case will be decided in favour of the Group.

Moreover, the Deputy Commissioner Inland Revenue (DCIR), Enforcement & Collection Unit-3, Range-B, Zone III, Large tax payers Unit, Karachi finalized the monitoring proceedings 161/205 of the Income Tax Ordinance, 2001 in 2017. The DCIR, while passing the order, levied tax on account of rent, insurance commission, re-insurance premium, insurance claims and payment of various expenses aggregating to Rs.16.64 million including default surcharge and penalty. Against the order, the Group filed an appeal before the CIR(A), wherein the CIR(A) deleted the tax demand against rent payments, remanded back the issues of insurance commission, insurance claims and payment of various expenses. Further, the CIR(A) confirmed the levy of tax in respect of re-insurance premium. Moreover, against the order of CIR(A), the Group filed an appeal before the ATIR which is pending adjudication.

23.1.21 Show-cause notice dated 19 December 2018 was instituted after the Group's audit for the tax periods from January 2016 to December 2016 was carried out under Section 28(2) of the Sindh Sales Tax on Services Act, 2011. The instant notice called upon the Group to show cause as to why not the Sindh sales tax amounting to Rs. 152.26 million may not be assessed as short payment of Sindh sales tax. the Group submitted various arguments, evidence and reconciliations. The Assistant Commissioner SRB vide Order-in-Original dated 13 November 2019 held that the Group has received re-insurance services from foreign re-insurance companies and is, therefore, liable to deposit the Sindh sales tax amount of Rs. 7.56 million along with penalty of Rs. 0.38 million. the Group being aggrieved preferred an appeal before the Commissioner Appeals – SRB. Various hearings have been conducted; however, the case is pending adjudication. The tax advisor is very confident with regard to the merits of the issue involved and suggest favorable outcome for instant case.

23.1.22 During the year 2019, the Assistant Commissioner, Sindh Revenue Board (“ACSRB”) had issued a show cause notice No. SRB-COM-I/Unit- 10/SNC/11/2018/000492 (“SCN”) dated 22th June 2019, to the Group on various issues specified in the SCN including short payment of Sindh sales tax amount of Rs. 7.44 million. These issues pertain to the tax period 2011. In response to the aforesaid notice, the Group through its legal advisor filed a Constitutional Petition # D-4743 of 2019 in the High Court of Sindh (HCS) challenging the aforesaid notice and obtained interim stay order and case was decided in favor of SRB.

Subsequently the ACSRБ fixed the date of hearing on similar SCN on which the Group has decided to challenge the decision of Sindh High Court in the Honorable Supreme Court of Pakistan. Meanwhile, the Group has also requested the ACSRБ to extend the date of compliance for instant case. However, the ACSRБ passed an Order in Original No. 309 of 2021 dated 01 July 2021 in urgency and whimsical manner which created a demand of Rs. 7.82 million inclusive of penalty. In this regard, the Group decided to file an appeal before the Commissioner Appeals, Sindh Revenue Board. The tax advisor cannot predict about its outcome with certainty, but strong believe that the merits of the issue involved suggest favorable outcome for instant case.

23.1.23 During the year 2022, the Sindh Revenue Board through a show cause order No. SRB-COM-I/AC-10/Ins./Alpha/2014-15/2022/27/74688 dated 18th January 2022 (“SCN”), was issued against the Group whereby it was observed that during scrutiny of the financial statements for the calendar years 2014 and 2015 the Group has ceded reinsurance premiums and also received commission from reinsurers. Accordingly, it was alleged that the Group has short paid Sindh Sales Tax of amounting to Rs. 48.39 million under section 23 (1) and (2) of the Sindh Sales Tax on Services Act, 2011.

The Group, being aggrieved by the aforesaid SCN, preferred filing petition before the Honorable High Court of Sindh. The Honorable High Court after hearing the submissions, granted stay against the show cause proceedings and directed SRB not to pass any final adverse order. The interim stay order vide C.P No. D-804 of 2022 dated 14 February 2022 was granted. Although, the tax advisor cannot predict about its outcome with certainty, but believe that the merits of the issue involved suggest favorable outcome for instant case.

23.1.24 During the year 2022, the Sindh Revenue Board through a show cause order No. SRB-COM-I/AC-10/Ins./AIC/2014-15/2022/81757 dated 27th January 2022, ("SCN") was issued against the Group whereby it was observed during scrutiny of the financial statements of the Group that the Group has written insurance premium worth Rs. 179.99 million which is taxable wherein Sindh Sales Tax (SST) amounting to Rs. 26.10 million for the tax periods from January 2015 to December 2015 is involved. It was further mentioned that the Group has written insurance premium worth Rs. 219.65 million wherein Sindh Sales Tax (SST) amount involved is Rs. 34.05 million for the tax periods from January 2014 to December 2014. The assessing officer alleged that the Group has failed to deposit the Sindh Sales Tax (SST) recoverable against cited taxable services and has also failed to declare the same in the Sindh Sales Tax (SST) returns. Further, it was alleged that the Group has claimed illegal/unlawful input tax adjustment amounting to Rs. 1.32 million on account of certain purchases which are inadmissible according to Section 15 and 15A of the Sindh Sales Tax (SST) on Services Act, 2011 ("the SSTSA, 2011"). Accordingly, the Group was required to show cause as to why Sindh Sales Tax (SST) amounting to Rs. 61.46 million may not be assessed under Section 23(1) and 23(2) of the SSTSA, 2011.

In this regard, the Group, being aggrieved by this SCN, filed petition before Honorable Sindh High Court (SHC) bearing CP No. 1166 of 2022. Sindh High Court (SHC) has suspended operation of impugned order till next date of hearing. The Tax advisor is having a strong believe that the merits of the issue involved suggest favorable outcome for instant case.

23.1.25 Subsequent to year-end, the Group has received notice No. SRB/SWWF/SHOPS/A-G/2023-24/323999 dated. January 23, 2024, in which the authority advised the Group to deposit the due amount of Sindh Welfare Fund for the tax year 2023 as being industrial Establishment, as per section 2(g)(vi-a) of the Sindh Workers Welfare Fund Act, 2014. the Group is required to pay SWWF amounts to the Government. Furthermore, the management of the Group is viewed as is owned and controlled by the Federal Government having offices all over Pakistan, and as such is not liable for the subject contribution which would be paid to the Federal Government.

	2023	2022
	----- (Rupees in '000) -----	
23.2 Commitments		
23.2.1 Letter of Guarantee	<u>351,516</u>	<u>447,701</u>
23.2.2 The Group is committed in respect of capital expenditure contract aggregating to Rs. 900 million (2022: Rs. 500 million).		
23.2.3 There were no other commitments as at the reporting date.		
24 NET INSURANCE PREMIUM REVENUE		
	2023	2022
	----- (Rupees in '000) -----	
Gross premiums		
Regular premium individual policies		
First year	24,784,670	20,169,568
Single premium	2,165,317	860,967
Second year renewal	16,395,897	13,686,054
Subsequent year renewal	101,823,241	98,108,060
Group policies with cash values	65,176	62,963
Group policies without cash values	193,465,524	154,305,262
Less: experience premium refund	<u>(69,821,320)</u>	<u>(42,181,534)</u>
	268,878,505	244,150,373
Non-life business		
Written Gross Premium	319,930	242,437
Total Gross Premiums	<u>269,198,435</u>	<u>244,392,607</u>
Less: Reinsurance Premiums Ceded		
On individual life first year business	(339,069)	(341,876)
On individual life second year business	(61,394)	(53,364)
On individual life renewal business	(233,072)	(200,896)
On Group policies	(638,741)	(446,461)
-Less: Reinsurance commission on risk premium	<u>237,953</u>	<u>102,917</u>
	(1,034,323)	(939,680)
Non-life business		
Less :Re-insurance premium ceded	(72,938)	(59,858)
Net Premiums	<u>268,091,174</u>	<u>243,393,069</u>

	2023	2022
	----- (Rupees in '000) -----	
25 INVESTMENT INCOME		
Income from equity securities		
Fair value through profit or loss		
- Dividend income	12,206,469	8,884,199
Income from government and debt securities		
Held to maturity		
- Return on government and debt securities	136,978,430	105,868,604
	<u>149,184,899</u>	<u>114,752,803</u>
26 NET REALISED FAIR VALUE GAIN ON FINANCIAL ASSETS		
Fair value through profit or loss		
Realized gain on equity securities	5,393,611	440,311
27 NET FAIR VALUE LOSS ON FINANCIAL ASSETS AT FAIR VALUE THROUGH PROFIT OR LOSS		
Net unrealized gain on investments at fair value through profit or loss account	33,363,568	(13,477,202)
Impairment in value	-	(9,350)
Expense related to the appreciation on shares held by LIC	5,573	(7,148)
Less: Investment related expenses	(172,493)	(69,980)
	<u>33,196,648</u>	<u>(13,563,680)</u>
28 NET RENTAL INCOME		
Rental income	1,826,265	1,420,340
Less: Expenses of investment property	(971,403)	(707,241)
	<u>854,862</u>	<u>713,099</u>
29 OTHER INCOME		
Return on bank balances	16,494,889	5,600,478
Gain on sale of fixed assets	4,094	6,510
Return on loans to employees	63,167	52,217
Return on loans to policyholders	44,148,666	24,592,275
Exchange gain on revaluation	8,365,260	7,328,137
Reversal of bad and doubtful debts	1,831	-
Liabilities no longer payable	10,133	-
Miscellaneous income	291,799	192,575
	<u>69,379,839</u>	<u>37,772,192</u>

2023 2022
----- (Rupees in '000) -----

Gross Claims

Claims under individual policies

- by death	10,297,340	10,305,093
- by insured event other than death	246,476	351,804
- by maturity	38,110,066	26,195,186
- by surrender	88,549,781	44,064,726
- annuity payments	15,295	8,895
- bonus in cash	27	1,200

Total gross individual policy claims

137,218,985	80,926,904
-------------	------------

Claims under Group policies

- by death	7,350,270	7,858,082
- by insured event other than death	103,280,593	86,769,620
- by maturity	-	1,574
- by surrender	3,684	281
- annuity payments	467	568

Total gross Group policy claims

110,635,014	94,630,125
-------------	------------

Non-life business

Gross Claims	204,096	138,632
--------------	---------	---------

Total gross claims- carried forward

248,058,095	175,695,661
-------------	-------------

Less: Reinsurance Recoveries

- on individual life claims	(32,932)	(99,055)
- on Group life claims	(331,437)	(162,446)
	(364,369)	(261,501)

Non-life business

Less: Reinsurance Recoveries

Premium deficiency	(59,256)	(22,055)
Claim related expenses	4,082	(1,834)
	23,161	25,353

Net insurance benefit expense

247,661,713	175,435,624
-------------	-------------

30.1 There are various cases pertaining to policyholders in relation to individual and group insurance policies, claiming amount due as per policy amounting to Rs. 1,030.18 million (December 31, 2022: Rs. 2,163.91 million) but the Group is of the view that such claims are not valid based on the criteria provided in the policy issued. In total there are 183 cases out of which 5 cases are in the Supreme Court of Pakistan, 49 cases are pending in different High Courts of Pakistan and remaining in the lower courts.

30.2 Claim Development

Accident years	2019	2020	2021	2022	2023
Estimate of ultimate claims cost: -	(Rupees in '000)				
At the end of accident year	4,338,358	7,273,041	8,911,229	7,906,621	8,513,024
One year later	6,077,309	10,082,787	11,767,639	11,140,755	-
Two years later	6,303,200	10,444,030	12,266,968	-	-
Three years later	6,382,085	10,589,887	-	-	-
Four years later	6,422,478	-	-	-	-
Current estimate of cumulative claims	6,422,478	10,589,887	12,266,968	11,140,755	8,513,024
Cumulative payments	(6,992,033)	(7,091,693)	(10,429,031)	(10,412,132)	(10,821,172)
	(569,555)	3,498,194	1,837,937	728,623	(2,308,148)
Claim prior to 2019					6,398,169
Liability recognized in the statement of financial position					<u>4,090,021</u>

31 UNCLAIMED INSURANCE BENEFIT

Circular 11 of 2014 dated May 19, 2014 issued by the Securities and Exchange Commission of Pakistan (SECP) has established requirement for all insurers to disclose age wise break up of unclaimed insurance benefits in accordance with format prescribed in the annexure to the said circular.

The unclaimed benefits are described in the circular as the amounts which have become payable in accordance with the terms and conditions of an insurance policy but have not been claimed by the policyholders or their beneficiaries. Such unclaimed amounts may fall into the following categories:

Description	Total Amount	1-6 Months	7-12 Months	13-24 Months	25-36 Months	Beyond 36 Months
	(Rupees in '000)					
Unclaimed maturity benefits	14,536,107	9,954,074	1,639,959	1,974,818	967,256	-
Unclaimed death benefits	10,416,763	4,790,902	1,682,184	1,906,891	2,036,786	-
Unclaimed disability benefits	32,230,751	29,459,526	2,308,691	301,383	161,151	-
Claims not encashed	-	-	-	-	-	-
Other unclaimed benefits	137,066,019	236,818	202,487	170,312	136,456,402	-
	<u>194,249,640</u>	<u>44,441,320</u>	<u>5,833,321</u>	<u>4,353,404</u>	<u>139,621,595</u>	<u>-</u>

32 ACQUISITION EXPENSES

Remuneration to insurance intermediaries on individual policies:

- commission to agent on first year premiums		14,763,718	10,344,479
- commission to agent on second year premiums		2,091,861	1,861,253
- commission to agent on subsequent renewal premiums		3,430,965	3,360,919
- other benefits to insurance intermediaries		1,921,747	1,095,217
- branch overhead	32.1	4,596,333	3,701,908
		<u>26,804,624</u>	<u>20,363,776</u>

Remuneration to insurance intermediaries on Group policies:

- commission		15,975	4,342
- other benefits to insurance intermediaries		2,699	1,385
		<u>18,674</u>	<u>5,727</u>
		<u>26,823,298</u>	<u>20,369,503</u>

Other acquisition costs:

- Stamp duty		2,583,686	2,192,217
- Initial medical fees		114,741	107,055
		<u>2,698,427</u>	<u>2,299,272</u>

Non-Life business

Acquisition expense		53,867	40,951
		<u>29,575,592</u>	<u>22,709,726</u>

	Note	2023	2022
		----- (Rupees in '000) -----	
32.1 Branch overhead			
Employee benefit cost		3,095,585	2,710,581
Traveling expense		1,243,845	773,768
Printing & stationary		15,889	10,727
Postage & telephone		38,511	35,789
Electricity, gas and water		35,747	25,469
Rent		91,565	85,171
Prize & awards		21,723	18,495
Conference & meetings		50,071	38,968
Repair & maintenance		3,397	2,940
		<u>4,596,333</u>	<u>3,701,908</u>
33 MARKETING AND ADMINISTRATION EXPENSES			
Employee benefit cost	33.1	12,683,177	10,067,834
Travelling expenses		749,892	458,708
Advertisements and sales promotion		197,973	217,620
Printing and stationery		271,973	258,417
Depreciation and amortization		138,537	126,905
Rent, rates and taxes		173,129	145,186
Legal and professional charges - business related		2,717,097	2,016,944
Electricity, gas and water		453,056	390,282
Office repairs and maintenance		77,831	64,430
Bank charges		41,804	48,511
Postages, telegrams and telephone		169,458	152,784
Appointed Actuary fees		10,040	8,759
Annual Supervision fees SECP		150,000	50,270
Entertainment		1,863	751
Vehicle running expenses		19,558	12,219
Bad and doubtful debts		-	1,370
Insurance expense		163	194
Training expense		113,448	69,853
Miscellaneous		4,929	4,286
		<u>17,973,928</u>	<u>14,095,323</u>
33.1 Employee benefit cost			
Salaries, allowances and other benefits		11,154,572	8,703,310
Charges for post employment benefit		1,528,605	1,364,524
		<u>12,683,177</u>	<u>10,067,834</u>
34 OTHER EXPENSES			
Auditors' remuneration		24,793	18,871
Directors' fee	34.1	1,940	1,740
Revenue stamps		56,115	59,037
Conference and meetings		173,406	137,049
Insurance charges		383,559	333,143
Office maintenance		143,678	112,317
Entertainment		32,154	24,215
Other expenses		131,427	81,659
		<u>947,072</u>	<u>768,031</u>

	Note	2023	2022
		(Rupees in '000)	
34.1 Auditors' remuneration			
Business within Pakistan			
Annual audit and half yearly review fee			
BDO Ebrahim & Co.		4,028	4,028
Riaz Ahmad & Company		6,075	-
Grant Thornton Anjum Rahman		883	5,786
		<u>10,986</u>	<u>9,814</u>
Out of pocket			
BDO Ebrahim & Co.		840	840
Riaz Ahmad & Company		925	-
Grant Thornton Anjum Rahman		225	1,047
		<u>1,990</u>	<u>1,887</u>
Business Outside Pakistan			
Audit fee			
Sajjad Haider and Co		11,817	7,170
		<u>24,793</u>	<u>18,871</u>
35 FINANCE COST			
Lease finance charges		<u>391</u>	<u>997</u>
36 INCOME TAX EXPENSE			
For the year			
Current		3,171,696	1,104,004
Deferred		6,423,551	5,720,759
		<u>9,595,247</u>	<u>6,824,763</u>
For the prior year			
Current		201,117	114,734
Deferred		-	-
		<u>201,117</u>	<u>114,734</u>
Total income tax charge for the year	36.1	<u>9,796,364</u>	<u>6,939,497</u>
36.1 Relationship between tax expense and accounting profit			
Profit before tax		24,556,651	20,641,739
Tax at the applicable rate @ 29% (2022: 29%)		7,121,429	5,986,104
Reconciliation:			
Education cess for the year		3,188	2,165
Super Tax @ 10% (2022: 4%)		2,455,665	826,581
Tax effect of minimum tax		-	(3,200)
Recognition of prior year provision		201,117	114,734
Others		14,965	13,113
Tax expense for the year		<u>9,796,364</u>	<u>6,939,497</u>
37 EARNINGS PER SHARE			(Restated)
Profit (after tax) for the year (Rupees in '000)		<u>14,758,835</u>	<u>13,703,447</u>
Weighted average number of ordinary shares outstanding as at year end (Numbers in '000)		<u>80,000</u>	<u>80,000</u>
Earnings per share (Rupees)		<u>184.49</u>	<u>171.29</u>

The Group has not issued any instrument which would dilute its basic earnings per share when exercised. Therefore, there is no dilutive effect on earnings per share.

38 REMUNERATION OF DIRECTORS AND EXECUTIVES

	Chairman/Chief Executive		Directors		Management Executives	
	2023	2022	2023	2022	2023	2022
	----- (Rupees in '000) -----					
Fees	-	-	12,850	7,240	-	-
Managerial remuneration	46,042	25,890	-	-	897,834	457,559
House rent allowance	-	-	-	-	421,373	279,755
Utilities	281	-	-	-	334,250	206,981
Leave encashment	-	-	-	-	327	-
Ex-gratia allowance	100	-	-	-	664	120
Rent and house allowance	1,687	-	-	-	-	-
Conveyance	-	-	-	-	108	95
Others	580	-	-	-	979,541	85,878
Entertainment	-	-	-	-	-	-
Staff provident fund	-	-	-	-	-	-
	<u>48,690</u>	<u>25,890</u>	<u>12,850</u>	<u>7,240</u>	<u>2,634,097</u>	<u>1,030,388</u>
Number of persons	<u>2</u>	<u>2</u>	<u>21</u>	<u>15</u>	<u>487</u>	<u>339</u>

38.1 In addition to the above, Chief Executive Officer, Chairman, Directors and Executives are also entitled to the Holding Group maintained vehicles and mobile phone facility.

39 TRANSACTIONS AND BALANCES WITH RELATED PARTIES

The Group has related party relationships with provident fund, pension fund scheme, gratuity fund, state owned profit oriented entities and its key management personnel.

Accrual of liability in respect of the funds are made annually. Remuneration to key management personnel are determined in accordance with the terms of their employment / appointment. Certain key management personnel are also provided with free use of the Group maintained vehicles and post retirement benefits in accordance with their entitlement under the terms of their employment.

The related parties also comprise subsidiaries, directors, key management personnel and employees' benefits funds. The Group in the normal course of business carries out transactions with various related parties. Amounts due from and to related parties, amounts due from chairman and executives directors are disclosed in the relevant notes.

Terms and conditions of transactions with related parties

Transactions with related parties are made at arms length prices. There have been no guarantees provided or received for any related party receivables or payables.

Other material transactions and balances with related parties are given below:

	2023	2022
	----- (Rupees in '000) -----	
Profit oriented state-controlled entities		
common ownership		
Investment in shares - State Bank of Pakistan	3,221	3,221
PIBs deposited with State Bank of Pakistan	<u>561,500</u>	<u>561,500</u>
Staff retirement fund		
Contribution to provident fund	1,314	1,795
Contribution to pension fund	705,953	93,522
Contribution to funded gratuity	1,314	19,535
Expense charged for pension fund	<u>1,898,354</u>	<u>1,381,868</u>

	2023	2022
	----- (Rupees in '000) -----	
Transactions with associated companies		
Common ownership		
Dividend received during the year		
Fauji Fertilizer Company Limited	1,698,903	1,593,660
Sui Northern Gas Pipelines Company Limited	41,225	206,124
Security Papers Limited	61,171	50,225
Pakistan Reinsurance Company Limited -associated company (24.41%)	164,772	146,819
Pak Data Communication	8,236	5,491
Pak Cables Limited	-	22,602
Shahtaj Sugar Mills Limited	-	3,785
Wah-Nobel Chemicals Limited	8,621	4,310
Reinsurance premium ceded		
Pakistan Reinsurance Company Limited	-	265,310
Others - Transactions		
Remuneration to key management personnel	21,453	69,398
Directors' remuneration	1,940,000	1,740,000
Actuary Fee to M/s Akhtar & Hassan (Private) Limited	500	350
Insurance stamps - PTF	21,810	-
Balances with related parties - common directorship		
Investment in units of NIT Islamic Equity Fund	258,955	175,105
Investment in shares of		
Fauji Fertilizer Company Limited	13,225,503	11,541,471
Sui Southern Gas Company Limited	654,355	532,494
Sui Northern Gas Pipelines Company Limited	2,020,560	1,031,992
Pakistan Cables Limited	422,803	311,013
Security Papers Limited	746,676	469,856
Shahtaj Sugar Mills Limited	65,093	27,743
Pak Data Communication Limited	84,949	52,152
Premier Insurance Company Limited	38,596	33,997
Pakistan Reinsurance Company Limited	1,689,467	1,510,778
Arabian Sea Country Club Limited	5,000	5,000
PICIC Insurance Limited	3,506	3,156
Nina Industries Limited	4,500	4,500
Mirpurkhas Sugar Mills Ltd.	61,819	39,719
Wah-Nobel Chemicals Ltd.	168,942	137,062
Others- Balances		
Pakistan Reinsurance Company Limited - Associate of parent (Common Directorship)		
Payable from Pakistan Reinsurance Company Limited	(12,859)	(14,535)
Payable to retirement benefit obligations - net	7,103,749	6,113,692
Payable to M/s Akhtar & Hassan (Private) Limited	(500)	350

40 SEGMENTAL INFORMATION

40.1 Revenue account by statutory fund

	Statutory Funds					Aggregate
	Pakistan Life Fund	Overseas Life Fund	Pension Fund	Accidental and Health Insurance Fund	Family Takaful	2023
For the year ended December 31, 2023						
----- (Rupees in '000) -----						
Income						
Premium less reinsurances	150,924,982	3,568,943	65,176	112,176,893	1,108,188	267,844,182
Rental income from investment property	841,722	-	-	-	-	841,722
Net investment income	229,370,680	11,368,166	56,003	15,479,881	162,321	256,437,051
Total net income	<u>381,137,384</u>	<u>14,937,109</u>	<u>121,179</u>	<u>127,656,774</u>	<u>1,270,509</u>	<u>525,122,955</u>
Insurance benefits and expenditure						
Insurance benefits, including bonuses, net of reinsurance recoveries	140,851,436	3,416,074	46,632	103,169,065	29,584	247,512,791
Management expenses less recoveries	42,869,510	670,791	1,440	4,220,852	547,998	48,310,591
Total insurance benefits and expenditure	<u>183,720,946</u>	<u>4,086,865</u>	<u>48,072</u>	<u>107,389,917</u>	<u>577,582</u>	<u>295,823,382</u>
Excess of income over insurance benefits and expenditures	197,416,438	10,850,244	73,107	20,266,857	692,927	229,299,573
Net change in insurance liabilities (other than outstanding claims)	(182,445,732)	(7,926,470)	(43,527)	134,936	(708,718)	(190,989,511)
Surplus before tax	14,970,706	2,923,774	29,580	20,401,793	(15,791)	38,310,062
Taxes chargeable to statutory funds						
Prior year(s)	9,294	-	-	-	-	9,294
Surplus/ (deficit) after tax	14,961,412	2,923,774	29,580	20,401,793	(15,791)	38,300,768
Movement in policyholders' liabilities	182,445,732	7,926,470	43,527	(134,936)	708,718	190,989,511
Transfers to and from shareholders' fund						
- Surplus appropriated to shareholders' fund	(3,368,430)	(116,523)	-	(4,000,000)	-	(7,484,953)
- Capital returned to shareholders' fund	-	-	-	-	-	-
- Fund transferred to general reserve	-	-	-	-	-	-
- Capital contributions from shareholders' fund	-	-	-	-	400,000	400,000
Net transfer to/from shareholders' fund	(3,368,430)	(116,523)	-	(4,000,000)	400,000	(7,084,953)
Balance of statutory fund at beginning of the year	1,366,994,252	34,637,845	595,455	28,073,074	441,241	1,430,741,867
Balance of statutory fund at end of the year	<u>1,561,032,966</u>	<u>45,371,566</u>	<u>668,562</u>	<u>44,339,931</u>	<u>1,534,168</u>	<u>1,652,947,193</u>
	Statutory Funds					Aggregate
	Pakistan Life Fund	Overseas Life Fund	Pension Fund	Accidental and Health Insurance Fund	Family Takaful	2022
For the year ended December 31, 2022						
----- (Rupees in '000) -----						
Income						
Premium less reinsurances	138,987,218	2,554,619	62,963	101,159,575	446,318	243,210,693
Rental income from investment property	708,099	-	-	-	-	708,099
Net investment income	124,261,836	9,047,832	46,617	5,443,693	50,109	138,850,087
Total net income	<u>263,957,153</u>	<u>11,602,451</u>	<u>109,580</u>	<u>106,603,268</u>	<u>496,427</u>	<u>382,768,879</u>
Insurance benefits and expenditure						
Insurance benefits, including bonuses, net of reinsurance recoveries	85,837,673	2,765,486	14,377	86,702,319	1,026	175,320,881
Management expenses less recoveries	34,071,340	507,178	1,729	2,585,078	251,719	37,417,044
Total insurance benefits and expenditure	<u>119,909,013</u>	<u>3,272,664</u>	<u>16,106</u>	<u>89,287,397</u>	<u>252,745</u>	<u>212,737,925</u>
Excess of income over insurance benefits and expenditures	144,048,140	8,329,787	93,474	17,315,871	243,682	170,030,954
Net change in insurance liabilities (other than outstanding claims)	(131,646,225)	(6,071,686)	(1,266)	(55,466)	(330,008)	(138,104,651)
Surplus before tax	12,401,915	2,258,101	92,208	17,260,405	(86,326)	31,926,303
Movement in policyholders' liabilities	131,646,225	6,071,686	1,266	55,466	330,008	138,104,651
Transfers to and from shareholders' fund						
- Surplus appropriated to shareholders' fund	(2,759,219)	(80,062)	-	-	-	(2,839,281)
- Capital returned to shareholders' fund	-	-	-	-	-	-
- Capital contributions from shareholders' fund	(69,035)	-	-	(2,000,000)	-	(2,069,035)
- Capital contributions from shareholders' fund	-	-	-	-	-	-
Net transfer to/from shareholders' fund	(2,828,254)	(80,062)	-	(2,000,000)	-	(4,908,316)
Balance of statutory fund at beginning of the year	1,225,774,366	26,388,120	501,981	12,757,203	197,559	1,265,619,229
Balance of statutory fund at end of the year	<u>1,366,994,252</u>	<u>34,637,845</u>	<u>595,455</u>	<u>28,073,074</u>	<u>441,241</u>	<u>1,430,741,867</u>

40.2 Segmental results by line of business

	Statutory Funds					Aggregate
	Pakistan Life Fund	Overseas Life Fund	Pension Fund	Accidental and Health Insurance Fund	Family Takaful	2023
Income						
Gross premiums	----- (Rupees in '000) -----					
- First year	25,700,817	427,147	-	-	822,023	26,949,987
- Second year	15,904,303	258,667	-	-	232,927	16,395,897
- Subsequent year renewal	98,811,381	2,944,041	-	-	67,819	101,823,241
Group policies with cash value	-	-	65,176	-	-	65,176
Group policies without cash value	11,776,348	-	-	181,689,176	-	193,465,524
Less: experience premium refund	(550,607)	-	-	(69,270,713)	-	(69,821,320)
Total gross premiums	151,642,242	3,629,855	65,176	112,418,463	1,122,769	268,878,505
Less: reinsurance premiums ceded						
On individual life first year business	(79,757)	(3,161)	-	(241,570)	(14,581)	(339,069)
On individual life second year business	(61,394)	-	-	-	-	(61,394)
On individual life renewal business	(175,321)	(57,751)	-	-	-	(233,072)
On group policies	(638,741)	-	-	-	-	(638,741)
Less : Reinsurance commission on risk premium	237,953	-	-	-	-	237,953
	(717,260)	(60,912)	-	(241,570)	(14,581)	(1,034,323)
Net Premiums	150,924,982	3,568,943	65,176	112,176,893	1,108,188	267,844,182
Rental income from investment property	841,722	-	-	-	-	841,722
Net investment income	229,370,680	11,368,166	56,003	15,479,881	162,321	256,437,051
Total net income	381,137,384	14,937,109	121,179	127,656,774	1,270,509	525,122,955
Insurance benefits and expenditures						
Claims, including bonuses, net of reinsurance recoveries	140,851,436	3,416,074	46,632	103,169,065	29,584	247,512,791
Management expenses less recoveries	42,869,510	670,791	1,440	4,220,852	547,998	48,310,591
Current tax	9,294	-	-	-	-	9,294
Total insurance benefits and expenditures	183,730,240	4,086,865	48,072	107,389,917	577,582	295,832,676
					692,927	229,290,279
Excess of income over insurance benefits	197,407,144	10,850,244	73,107	20,266,857		
Add : Policyholder liabilities at the beginning of year	1,312,427,627	27,743,894	122,320	1,172,392	414,278	1,341,880,511
Less : Policyholder liabilities at the end of year	1,494,873,358	35,670,364	165,849	1,037,456	1,122,995	1,532,870,022
Surplus/(deficit) before tax	14,961,413	2,923,775	29,579	20,401,793	(15,791)	38,300,768
Segmental results by line of business	Statutory Funds					Aggregate
	Pakistan Life Fund	Overseas Life Fund	Pension Fund	Accidental and Health Insurance Fund	Family Takaful	2022
Income						
Gross premiums	----- (Rupees in '000) -----					
- First year	19,623,655	222,594	-	-	323,319	20,169,568
- Second year	13,414,235	145,236	-	-	126,583	13,686,054
- Subsequent year renewal	95,892,124	2,215,936	-	-	-	98,108,060
Group policies with cash value	-	-	62,963	-	-	62,963
Group policies without cash value	11,044,665	-	-	143,260,598	-	154,305,263
Less experience premium refund	(345,821)	-	-	(41,835,712)	-	(42,181,533)
Total gross premiums	139,628,858	2,583,766	62,963	101,424,886	449,902	244,150,375
Less: reinsurance premiums ceded						
On individual life first year business	(70,608)	(2,375)	-	(265,310)	(3,583)	(341,876)
On individual life second year business	(53,364)	-	-	-	-	(53,364)
On individual life renewal business	(156,784)	(44,112)	-	-	-	(200,896)
On group policies	(446,461)	-	-	-	-	(446,461)
Less : Reinsurance commission on risk premium	85,577	17,340	-	-	-	102,917
	(641,640)	(29,147)	-	(265,310)	(3,583)	(939,680)
Net Premiums	138,987,218	2,554,619	62,963	101,159,576	446,319	243,210,695
Rental income from investment property	708,099	-	-	-	-	708,099
Net investment income	124,261,837	9,047,831	46,617	5,443,693	50,109	138,850,087
Total net income	263,957,154	11,602,450	109,580	106,603,269	496,428	382,768,881
Insurance benefits and expenditures						
Claims, including bonuses, net of reinsurance recoveries	85,837,673	2,765,486	14,377	86,702,319	1,026	175,320,881
Management expenses less recoveries	34,071,340	507,178	1,729	2,585,078	251,719	37,417,044
Total insurance benefits and expenditures	119,909,013	3,272,664	16,106	89,287,397	252,745	212,737,925
	144,048,141	8,329,786	93,474	17,315,872	243,683	170,030,956
Excess of income over insurance benefits	1,180,781,402	21,672,208	121,054	1,116,926	84,270	1,203,775,861
Add : Policyholder liabilities at the beginning of year	1,312,427,627	27,743,894	122,320	1,172,393	414,278	1,341,880,511
Less : Policyholder liabilities at the end of year	12,401,914	2,258,100	92,208	17,260,405	(86,325)	31,926,303
Surplus before tax						

40.3 Segment information of General Insurance

Following segment information prepared in accordance with the requirements of Insurance Ordinance, 2000 and the Insurance Rules, 2017 for Class of business wise revenues, results, assets and liabilities:

The class wise revenues and results are as follows:

2023	Fire and property damage	Marine, aviation and transport	Motor	Accident and health	Bond	Miscellaneous	Total
(Rupees in '000)							
Premium receivable (inclusive of Federal Excise Duty, Federal Insurance Fee and Administrative Surcharge)	199,436	59,070	64,990	27,993	2,242	26,834	380,565
Less: Federal Excise Duty	11,220	4,646	7,087	-	257	2,132	25,342
Federal Insurance Fee	786	472	505	217	19	150	2,149
Others	13	2,237	23	-	6	15	2,295
Gross written premium (inclusive of administrative surcharge)	187,416	51,715	57,375	27,776	1,960	24,537	350,780
Gross direct premium	77,114	45,341	49,246	38,995	1,852	14,690	227,238
Facultative inward premium	108,987	5,019	6,973	(11,233)	75	9,555	119,376
Administrative surcharge	1,316	1,355	1,155	14	33	293	4,166
	187,417	51,715	57,374	27,776	1,960	24,538	350,780
Insurance premium earned	171,949	52,028	52,356	17,587	2,509	23,501	319,930
Insurance premium ceded to reinsurers	(28,785)	(20,020)	(7,256)	-	(1,968)	(14,909)	(72,938)
Net insurance premium	143,164	32,008	45,100	17,587	541	8,592	246,992
Commission income	620	179	451	-	60	135	1,445
Net underwriting income	143,784	32,187	45,551	17,587	601	8,727	248,437
Insurance claims	(115,830)	(19,750)	(14,687)	(34,898)	-	(18,931)	(204,096)
Insurance claims recovered from reinsurer	41,613	4,838	4,231	-	-	8,573	59,255
Net claims	(74,217)	(14,912)	(10,456)	(34,898)	-	(10,358)	(144,841)
Commission expense	(34,986)	(10,588)	(5,643)	(651)	(231)	(3,210)	(55,309)
Management expense	(64,320)	(17,748)	(19,690)	(9,532)	(673)	(11,135)	(123,098)
Premium deficiency expense	665	27	-	(5,092)	-	318	(4,082)
Net insurance claims and expenses	(172,858)	(43,221)	(35,789)	(50,173)	(904)	(24,385)	(327,330)
Underwriting result	(29,074)	(11,034)	9,762	(32,586)	(303)	(15,658)	(78,893)
Net investment income							136,870
Other income							27,542
Other expenses							(3,799)
Finance cost							(391)
Profit before tax from Window Takaful Operations - Operator's Fund							4,061
Profit before tax							85,390

2023	Fire and property damage	Marine, aviation and transport	Motor	Accident and health	Bond	Miscellaneous	Total
(Rupees in '000)							
Segment assets	91,427	25,228	27,989	13,550	956	11,970	171,120
Unallocated assets							1,099,822
	91,427	25,228	27,989	13,550	956	11,970	1,270,942
Segment liabilities	142,500	39,321	43,624	21,119	1,490	18,657	266,711
Unallocated liabilities							286,092
Unallocated liabilities of Window Takaful Operation - Operator's Fund							
	142,500	39,321	43,624	21,119	1,490	18,657	552,803

Following are the major customers of the group segment that represents more than 10% of the business.

Client Name	2023		2022	
	Gross Premium	%age of Premium	Gross Premium	%age of Premium
EFU General Insurance Limited - Multan	-	0.00%	25,993	10.17%
Australian High Commission	-	0.00%	12,549	4.91%
	-		38,542	

2022	Fire and property damage	Marine, aviation and transport	Motor	Accident and health	Bond	Miscellaneous	Total
----- (Rupees in '000) -----							
Premium receivable (inclusive of Federal Excise Duty, Federal Insurance Fee and Administrative Surcharge)	121,094	45,463	53,094	26,710	2,029	28,348	276,738
Less: Federal Excise Duty / Sales Tax	6,121	4,240	5,876	-	259	1,871	18,367
Federal Insurance Fee	432	362	415	2	17	128	1,356
Others	15	1,453	25	-	4	10	1,507
Gross written premium (inclusive of administrative surcharge)	114,526	39,408	46,778	26,708	1,749	26,339	255,508
Gross direct premium	42,294	35,099	40,422	12,643	-	12,553	143,009
Facultative inward premium	71,399	3,203	5,261	14,063	-	13,572	107,498
Administrative surcharge	833	1,106	1,095	2	-	214	3,250
	114,526	39,408	46,778	26,708	-	26,339	253,757
Insurance premium earned	103,686	38,847	41,311	26,130	263	32,201	242,438
Insurance premium ceded to reinsurers	(25,727)	(10,285)	(5,994)	-	(986)	(16,866)	(59,858)
Net insurance premium	77,959	28,562	35,317	26,130	(723)	15,335	182,580
Commission income	427	89	371	-	4	639	1,530
Net underwriting income	78,386	28,651	35,688	26,130	(719)	15,974	184,110
Insurance claims	(88,225)	(14,212)	(15,584)	(11,065)	-	(9,545)	(138,631)
Insurance claims recovered from reinsurer	16,181	5,033	788	-	-	52	22,054
Net claims	(72,044)	(9,179)	(14,796)	(11,065)	-	(9,493)	(116,577)
Commission expense	(21,125)	(8,834)	(4,675)	(2,010)	(24)	(5,813)	(42,481)
Management expense	(42,025)	(14,461)	(17,165)	(9,801)	(642)	(10,536)	(94,630)
Premium deficiency expense	(665)	(150)	-	571	-	2,079	1,835
Net Insurance Claims and expenses	(135,859)	(32,624)	(36,636)	(22,305)	(666)	(23,763)	(251,853)
Underwriting result	(57,473)	(3,973)	(948)	3,825	(1,385)	(7,789)	(67,743)
Net investment income							37,244
Other income							12,988
Other expenses							(3,029)
Finance cost							(997)
Profit before tax							(21,537)
Segment assets	78,803	45,228	59,950	16,217	2,353	39,395	241,946
Unallocated assets							902,580
	78,803	45,228	59,950	16,217	2,353	39,395	1,144,526
Segment liabilities	229,750	29,840	52,128	22,393	6,094	32,644	372,849
Unallocated liabilities							83,477
	229,750	29,840	52,128	22,393	6,094	32,644	456,326

	Statutory Funds	Shareholders Funds	2023	Statutory Funds	Shareholders Funds	2022
(Rupees in '000)						
Assets						
Property and equipment	1,423,537	-	1,423,537	1,049,424	-	1,049,424
Intangible asset	316	-	316	497	-	497
Investment property	3,466,461	-	3,466,461	3,573,082	-	3,573,082
Investments	1,382,566,758	4,448,747	1,387,015,505	1,225,638,531	4,448,747	1,230,087,278
Loans secured against life insurance policies	159,781,265	-	159,781,265	171,822,531	-	171,822,531
Insurance / reinsurance receivables	184,703,277	-	184,703,277	78,199,817	-	78,199,817
Other loans and receivables	94,853,889	1,056,552	95,910,441	64,223,863	1,056,552	65,280,415
Advance taxation	16,271,963	8,322	16,280,285	4,726,732	-	4,726,732
Prepayments	331,888	-	331,888	93,623	-	93,623
Reinsurance recoveries against outstanding claims	101,276	-	101,276	91,694	-	91,964
Salvage recoveries accrued	-	-	-	862	-	862
Deferred commission expense/acquisition cost	24,952	-	24,952	15,115	-	15,115
Cash & Bank	82,542,384	-	82,542,384	48,470,888	-	48,470,888
Total Assets of Window Takaful Operations - Operator's Fund	65,197	-	65,197	-	-	-
Total assets	1,926,133,162	5,513,621	1,931,646,783	1,597,906,659	5,505,299	1,603,411,958
Liabilities						
Insurance liabilities net of reinsurance recoveries	1,803,319,945	-	1,803,319,945	1,522,305,774	-	1,522,305,774
Retirement benefit obligations	7,103,749	-	7,103,749	6,113,692	-	6,113,692
Deferred capital grant	5,705	-	5,705	26,692	-	26,692
Deferred tax	9,894,217	5,720,655	15,614,872	3,479,421	5,720,655	9,200,076
Premium received in advance	5,917,525	-	5,917,525	5,333,943	-	5,333,943
Insurance / reinsurance payables	2,086,881	-	2,086,881	1,223,216	-	1,223,216
Other creditors and accruals	53,281,061	-	53,281,061	30,301,120	-	30,301,120
Provision for taxation	-	3,741,004	3,741,004	-	1,104,004	1,100,804
Total Liabilities of Window Takaful Operations - Operator's Fund	12,314	-	12,314	-	-	-
Total Liabilities	1,881,621,397	9,461,659	1,891,083,056	1,568,783,858	6,824,659	1,575,608,317

41 MOVEMENT IN INVESTMENTS

	Held to Maturity	Fair value through profit and loss	Total
(Rupees in '000)			
At beginning of previous year	914,609,164	97,684,574	1,012,293,738
Additions	530,973,094	1,001,765	531,974,859
Disposals (sale and redemptions)	(319,623,357)	(24,618)	(319,647,975)
Amortization of premium- net	18,967,644	-	18,967,644
Reversal / Provision during the year	-	4,561	4,561
Unrealized fair value gain	-	(13,491,506)	(13,491,506)
Impairment loss	-	(14,043)	(14,043)
At beginning of current year	1,144,926,545	85,160,733	1,230,087,278
Additions	344,389,550	40,150,317	384,539,867
Disposals (sale and redemptions)	(289,480,721)	(3,398,929)	(292,879,650)
Amortization of premium- net	3,385	-	3,385
Reversal / Provision during the year	31,941,880	-	31,941,880
Unrealized fair value gain	-	(32,335)	(32,335)
Impairment loss	-	33,355,081	33,355,081
At end of current year	1,231,780,639	155,234,866	1,387,015,505

42 MANAGEMENT OF INSURANCE RISK AND FINANCIAL RISK

42.1 Insurance Risk

42.1.1 Insurance contracts - classification

The Group majorly maintains five statutory funds which are as follows:

- Pakistan Life Fund
- Overseas Life Fund
- Pension Fund
- Accidental and Health Insurance Fund
- Family Takaful Fund

Within the Pakistan Life Fund the business can be further classified as individual life conventional business, Group insurance business and a small amount of annuity business.

Most of the new individual life conventional policies written by the Group contain a Discretionary Participation Feature (DPF).

The Overseas Life Fund entirely consists of individual life conventional business. Most of the new business written under the overseas life fund contains a DPF.

The Pension Fund consists of funds administered under Group Pension Deposit Administration contracts.

The Accident and Health Insurance Fund consists of Group Health and Accident Insurance Contracts.

Family Takaful Fund is consist of individual family takaful business.

Considering all the above together, the bulk of Group business consists of individual life conventional policies. Most of the remaining business consists of Group life insurance business. Group Health is a relatively new venture of the Group which started in 2012 and has yet to register any significant growth. The Group also offers some supplementary benefits attached in the form of riders to the individual life policies and the Group life contracts. Each of these classes of business are described in greater detail below.

42.1.2 Contract details and measurement

The insurance contracts offered by the Group are described below:

42.1.2.1 Individual life policies

Individual life conventional products

These are long term contracts with either level or single premiums. These plans generally provide death benefit on death during the tenure of the policy and a survival benefit either on the happening of certain contingencies or on the maturity of the policy. The premiums are payable only in the life time of the policyholder. In case of term insurance products there is no survival benefit.

Universal life policies

Under these plans a certain amount is set aside from the premium for expenses and meeting the mortality cost and the remainder of the premium is invested to earn some investment return. Investment return is allocated to these products on an annual basis keeping in view the investment earnings of the Pakistan Life Fund.

Term insurance policies

A few products of the Group are term insurance plans providing benefits only in case of death. Under these policies no benefit is due if the policy holder survives the duration of the policy. The Group sells both level term insurances and decreasing term insurances also known as mortgage protection plans.

Annuities

The Group also has a small number of individual and Group life-annuities on its books. Under these contracts a periodic income benefit is payable to the insured life for as long as annuitant is alive. Besides, the Group offers annuity-certain plans under which periodic income benefit is payable for a stipulated period and is not dependent on the life of the policyholder.

Supplementary riders

The Group offers various types of supplementary riders. Some of these riders offer additional life coverage, in some cases they offer accidental death and disability benefits. The benefits can take various forms such as lump sum payment or an income benefit or waiver of premiums due under the host policy contract.

Insured event

Under the individual life insurance policies in most cases the insured event is either death or survival until the maturity date of the policy, except in case of term insurance where there is no maturity benefit. Under the annuity policies the Group is exposed to the risk of longevity. In this case the insured event is survival of the life insured for a long duration, exceeding the period normally expected under standard mortality tables.

In case of supplementary rider the insured event is either death or just accidental death or disability whether accidental or natural or both.

Distribution channel

The individual life business of the Group is sold through its dedicated sales force which is present all over the country. This field force is organized under a three tier system consisting of sales representatives, sales officers and sales managers. Each sales sector headed by a sector head is further Grouped over 1000 area offices, more than 1,200 sector offices, 33 zones and 7 regional offices in addition to one zone for the Gulf Region. The Gulf zone has its own marketing team of sector heads, area managers and sales force.

The individual life policy holders of the Group come from all strata of society, with greater representation of the rural areas due to wider outreach of its field force. New policyholders have an average age of around 34 years.

42.1.2.2 Group life policies

Basic coverage

The Group life policies are generally one year renewable term insurance contracts. In most cases they provide Group coverage to the employees of an employer. Some times the coverage is tied up with loans extended by the employer for house building or purchase of motor vehicles or other household items. In some cases Group policies are issued to lending agencies such as banks to provide Group coverage to their borrowers. There are also a small number of Group endowment policies which provide benefits identical to individual life policies but under the umbrella of a Group contract.

Supplementary coverage

In many cases the Group policies also provide supplementary coverage which may include accidental or natural disability benefits and additional accidental death benefit. These riders also take the form of one year renewable term insurance policies.

Insured event

Under the Group life insurance policies in most cases the insured event is death due to any cause. In case of supplementary coverage the insured event can include accidental death or disability or natural disability.

Distribution channel

The Group insurance business is sold through four Group and pension zones of the Group. Each zone has its own marketing force consisting of sector heads who are full time salaried employees of the Group, however, some of the Group business is also procured through individual life field force of the Group.

Most of the lives covered under the Group insurance consist of industrial and office workers, civil servants and employees of Groups, banks, other financial institutions, armed forces etc.

42.1.2.3 Pension business

The pension portfolio of the Group consists of Group deposit administration pension contracts. These are long-term contracts providing pension benefits to the employees of the policyholder. Under these contracts, the Group does not retain any insurance risk apart from a nominal investment return guarantee. The services offered by the Group include benefit administration, funding advice and investment of the funds.

These contracts do not transfer any significant insurance risk from the policyholders to the Group. These are therefore by nature similar to investment contracts.

The distribution channel employed for the pension business is the same as for the Group insurance business.

The target market for this business is also similar to the target market for Group insurance business.

42.1.2.4 Group Health Business

In 2012, the Group entered the Health Insurance Market by signing an agreement with the Benazir Income Support Programme (BISP) authorities for providing Health Insurance to the beneficiaries enrolled under BISP Waseela-e-Sehat Programme. This contract terminated on June 30, 2015. However, settlement of the Equalization Reserve Fund (ERF) balance is still pending. Consequently, a provision for this has been kept in the Actuarial Reserves.

In the year 2015, the Group entered into two other agreements, namely Prime Minister's National Health Insurance Scheme (PMNHIS) and KPK Micro Health Insurance Scheme. However, no health cards were issued under either scheme in 2015. Therefore, no specific liability was kept for these contracts.

Insured event

The PMNHIS and the KPK schemes are aimed at providing the underprivileged sector of the society the access to health care to cope with a variety of health shocks. The schemes provide in-patient health insurance facilities to enrolled families, subject to Rupee limits prescribed under the respective agreements.

42.1.3 Reserving method

42.1.3.1 Individual life policies

The Group values its individual life policy liabilities by a modified net level premium method. Under this method the Group's future obligations in respect of guaranteed sums assured and declared bonuses are discounted using a conservative interest basis. The policy liabilities are calculated by deducting from this amount the discounted value of future net premiums receivable under the valued policies, using a conservative basis for calculating the net premiums.

42.1.3.2 Universal life policies

For universal life policies the amount of reserve is equal to the actual accumulated value of the portion of premiums invested in the Pakistan Life Fund after accounting for the investment return allocated to these policies.

42.1.3.3 Group life policies

Group life business consists of short duration one year renewable term insurance policies. Besides, it contains a two year life insurance scheme for emigrants. It is the Group's policy to record only the earned premium in the revenue account. The Group holds reserve for claims incurred but not reported up to the valuation date and provision for experience refunds where applicable.

The Group also holds a premium deficiency reserve for this block of business. This reserve is calculated on the basis of the unearned premium reserve. The amount of this reserve reflects the view of the Appointed Actuary regarding the eventual loss ratio expected under Group insurance contracts.

42.1.3.4 Supplementary riders

For the supplementary riders attached to individual life policies the Group holds a reserve equal to one full year's premium due under these policies. On the other hand, the supplementary riders attached to the Group life policies are valued in the same way as the Group life policies themselves.

42.1.3.5 Pension plans

The Group holds a reserve equal to the market value of the assets backing the pension business statutory fund. Classification of the Government bonds held by this statutory fund as Held to Maturity means that they are valued on an IRR basis, which is currently less than their market value.

42.1.3.6 Reserves for outstanding claims

The Group holds a reserve for all claims which have been reported but are still outstanding at the reporting date. Another estimated reserve is kept within the actuarial liability for claims which have been incurred but have not yet been reported. The pattern of time lag in reporting of claims observed in previous years is used as a means of estimating as accurately as possible the liability expected to arise from the incurred but not reported claims using the chain ladder method of estimation.

42.1.3.7 Liability adequacy test

The adequacy of liability held by the Group has been tested using an alternative reserving method based upon realistic estimates of future mortality, expenses, lapses and investment return. Based on the results of this test the Appointed Actuary considers that the liability being kept by the Group is adequate.

42.1.3.8 Reinsurance contracts held

The Group reinsures its Pakistan business under a surplus treaty arrangement. Under this arrangement any insurance risk on a particular life which exceeds the retention is automatically ceded to the reinsurer. The retention level is fixed by the Group at a level which it considers optimum and safe.

There is a similar surplus treaty arrangement for reinsurance of the Group's Gulf business. The retention level of the Gulf business is fixed by the Group which it deems to be safe for that business.

Under both these treaties the re-insurer is not under an obligation to reinsure certain high sum assured cases which exceed the obligatory limit of the reinsurer as specified in the respective treaty. Such cases are reinsured by the Group on a facultative basis.

The reinsurers of the Group are highly rated companies with a sound credit record.

Primarily, reinsurance assets are amounts due from reinsurers with respect to recoveries under claims and profit commission. Reinsurance recoveries are measured according to the terms and conditions of the reinsurance contracts.

Reinsurance liabilities consist of amounts due to reinsurers on account of reinsurance premiums due which are measured according to the terms of the arrangements.

The Group assesses impairment on its reinsurance assets on a regular basis to identify any losses in recoveries. As of now, the Group's all reinsurance assets are due from re-insurers with a credit rating of "A or above". The reinsurers maintain a sound credit history and hence no impairment provision is required.

42.1.4 Accounting estimates and judgments and process used for deciding assumptions

42.1.4.1 Mortality and disability

Due to nature of its business the Group is exposed to the risk of mortality. The reserving basis utilizes a

conservative estimate of mortality. The Group carries out a continuous mortality investigation of its individual life and Group life business to assess the actual level of mortality experienced by it. The result of this study utilized to ascertain the safety margin built into its reserving basis and the mortality level to be utilized for testing the adequacy of its liability.

The Group also has a small exposure to disability risk covered by some of its supplementary contracts. The Group constantly monitors its disability experience and an investigation is carried out whenever it feels that there is an adequate data for arriving at credible results.

42.1.4.2 Investment income

Due to the long term nature of its individual life policies the Group is exposed to the risk of adverse fluctuations in interest rates. In particular a long term declining trend in the interest rates can produce a financial strain for the Group. To some extent this risk is mitigated by the Group's policy to match the duration of its assets with the duration of its liabilities, whenever this is possible. The reserving basis employed by the Group for valuing its liabilities contains adequate safeguards to counter any residual interest rate risk.

The past trend in returns available on Government bonds and the relationship of these returns to other financial variables such as inflation rate and short term interest rates is constantly analyzed to form an opinion regarding the investment returns expected to be earned in the future on a medium term and long term basis. These estimates are utilized in testing the adequacy of liabilities on a realistic basis.

42.1.4.3 Expenses

The Group is also exposed to the risk of management expenses being beyond the permissible limits or increase in expenses at a pace faster than expected. The Group carries out an annual expense analysis to keep track of its expenses. The result of this study is utilized in the estimation of liability under realistic assumptions to ensure the adequacy of the reserves being held.

In prior year, Group was not able to meet the prescribed renewal expense ratio of 18% and its management expense to renewal premium ratio exceeds 18% during the year ended December 31, 2013 after including the impact of staff retirement benefits resulting from retrospective application of amended IAS-19 since January 1, 2013. However, after considering the special circumstances and practical difficulties triggered by events which are beyond the control of Group, SECP had granted one time exemption of excluding past service cost and unrecognized actuarial loss of December 31, 2013 from the computation of actual management expense for the year 2013 in order to comply with the prescribed maximum management expense limits.

42.1.5 Frequency and severity of claims

42.1.5.1 Frequency

Since the Group covers a large number of lives from diverse backgrounds, which are geographically spread all over the country, the frequency of claims is normally expected to remain relatively stable over time due to the law of large numbers. However, the frequency can be affected in case there is a variation in the mortality rates experienced by the Group of lives insured by the Group. An unusual catastrophic event such as a disease epidemic, flash floods or a major earthquake can produce a sudden spike in the frequency.

42.1.5.2 Severity

To some extent the Group is protected from isolated large claims because the liability for any claim exceeding its retention level is automatically passed on to the reinsurer under the existing treaty arrangements. However, there is also the risk of a large number of small claims occurring due to a catastrophic event. Exposure to catastrophic events is also dependent upon the concentration of risk.

The Group is represented by 33 zones which are spread out all over the country. However, as the population of the country is concentrated more in the Punjab and Sindh provinces, the business distribution of the Group naturally reflects the same pattern. Nearly 88 % of the Group's business emanates from these two provinces.

In addition, there is also some concentration of risk due to the nature of Group business. These policies are typically issued to an employer for coverage of all the persons in their employment. Normally, the employees

of an employer are distributed over one or more establishments maintained by the employer's business. This produces local concentration of risk wherever such establishments happen to exist. Furthermore, a large number of such establishments can exist in a small geographical area such as an industrial zone or the business district of a major city.

42.1.6 Sources of uncertainty in estimation of future benefit payments and premium receipts

There are many theoretical reasons giving rise to uncertainty in estimation of future benefit payments and premium receipts.

Generally, mortality rates for a large segment of the population are quite stable from year to year but mortality is dependent upon a number of factors. Unhygienic living conditions, inadequate health care facilities, prevalence of general stress in society or emergence of epidemic disease are some socio-economic reasons which may give rise to an adverse trend in mortality rates.

Life insurance also serves as a channel for savings. However, in times of economic recession the savings rate can fall. This can reflect upon the Group in the form of lower new business growth and higher lapse rates of existing policies.

42.1.7 Management of insurance risk

The insurance law has laid down some minimum criteria for insurance risk management, which is mandatory for all insurers. This includes guidance regarding minimum capital requirement for insurers, requirement to submit a financial condition report on an annual basis, minimum reserving basis for the financial condition report, minimum solvency requirements and requirement to match the currency of assets and liabilities. Also the law lays down certain restrictions on the assets that may be counted as admissible assets, prescribes guidelines for valuation of assets and liabilities, prescribes reinsurance arrangements and prescribes guidelines for investment of funds.

The Group's strategy for management of insurance risk meets the minimum standards laid down by the law in addition to certain other practices which are specified by the Group.

42.1.7.1 Financial risk

a) Interest risk

The Group values its liabilities at the rate of 3.75% per annum, which is a requirement prescribed by the SECP. However, the actual return earned by the Group is much more than this. This large gap between the valuation discount rate and the market rate ensures that there is an adequate margin for the Group to absorb any impact of adverse fluctuation in the interest rates.

As a further security mechanism all the guaranteed liabilities of the Group are fully backed by the combined value of cash in hand, Government bonds and policy loans. The first two of these asset classes are by definition risk free. Also the policy loans are fully backed by the cash values of the underlying policies. Hence this asset class also does not carry any default risk.

The practice of valuing the assets Held to Maturity by the IRR method precludes any possibility of sudden changes in the investment return for which credit is taken in the accounts. This stability in the returns add another layer of security against interest risk.

b) Expense risk

Expense risk is the risk that the actual expenses of the Group will exceed the expense margins built in the premium rates. To cover this risk, a specific provision is kept in the actuarial reserves.

c) Mortality risk

The mortality used in the reserving basis is the mortality prescribed by the SECP, which is the SLIC 2001-2005 table. Due to advancement in health care technology the current mortality levels are lower than the mortality rates of this table. Hence, the reserving basis has adequate margins for absorbing the impact of adverse fluctuation in mortality.

d) **Surrenders risk**

The reserving basis used by the Group does not assume any surrenders. However, the Group ensures that the reserves kept by it for each policy are more than its surrender value. This ensures that the Group does not suffer any adverse impact in case any policies are surrendered.

e) **Inflation risk**

To a certain extent some inflation risk is already built into the reserving basis, since the average premium size and the average sum assured per policy tends to increase in line with inflation. Also at each actuarial valuation date the Appointed Actuary reviews the special provisions required to be kept as described under the heading Expense risk, keeping in view the expense level of the Group on the valuation date. This provides a mechanism of adjusting for any unanticipated movements in the inflation rate.

f) **Catastrophe risk**

The business of the Group is spread all over the country. However the insurance penetration rate in the country is still very low. This means that for any localized segment of the population only a small proportion of the people would be covered under life insurance. The proportion covered by the Group's policies is expected to be even smaller. As a result any localized catastrophic event is not expected to have any significant impact on the Group.

The situation is a bit different on the Group insurance side where there is a higher concentration of risk because by its very nature this business often covers a large number of persons located within a restricted geographical area, such as a building or a factory premises.

This risk is mitigated to an extent due to the presence of reinsurance cover for the individual and Group policies. In addition the premium rates of the Group are designed to adequately cater for this risk. Premium deficiency reserve held by the Group for its Group business provides an extra layer of security against this risk.

g) **Currency risk**

The Group deals in only one currency within Pakistan. Hence, this risk is non-existent for the Pakistan Life Fund.

In case of the Gulf business the Group writes business in UAE Dirhams and US Dollars. The exchange rate parity between these two currencies is relatively stable. Also, there is a high degree of matching between the assets and liabilities in these two currencies.

The effect of fluctuation of currency risk up to 10% on the net assets to the revenue account will be as follows:

	UAE Dirhams	US Dollars
December 31, 2023		
10% increase	1,299,161	3,228,479
10% decrease	(1,299,161)	(3,228,479)
December 31, 2022		
10% increase	999,711	2,474,017
10% decrease	(999,711)	(2,474,017)

42.1.7.2 **Credit risk and asset risk**

Management of credit risk and asset risk deals with risks emanating from the assets side of the statement of financial position. Management of this risk has already been adequately explained under the heading "Financial risk management objectives and policies". Hence, no further explanation is deemed to be necessary.

42.1.7.3 Operational risk or pricing risk

The Group utilizes industry recognized underwriting practices to ensure that only standard risks are written on standard rates. Any sub standard risks identified during the underwriting process are charged suitable extra premiums. This ensures fair and equitable treatment between various risk categories and helps in keeping its standard rates competitive by the insurance industry standards.

This practice also protects the Group against the risk of large number of sub-standard impaired lives accumulating on its policy portfolio, since extra premium automatically charged to commensurate with such risk.

For lives which are otherwise uninsurable, the Group offers a special product line known as the non-declinature scheme. Individuals who are unable to obtain insurance cover due to their poor state of health can choose to obtain cover under this scheme, which bypasses normal underwriting in return for a suitable extra premium and waiting period.

42.1.8 Sensitivity analysis

Mortality rates and the discounting factor are the two most significant variables which can have an impact on the policyholder liabilities. The Group has tested the sensitivity of its liabilities to both these variables which is as follows:

<i>Variable</i>	<i>Quantum of Change</i>	<i>% change in liability</i>
Increase in mortality	10%	0.10%
Decrease in mortality	10%	-0.10%
Increase in discount rate	0.5% addition in rate	-3.94%
Decrease in discount rate	0.5% reduction in rate	4.15%

According to the Life Insurance (Nationalization) Order, 1972, any increase or decrease in the actuarial surplus is shared by the policyholders and the Government as the sole shareholder in the ratio of 97.5% and 2.5% respectively.

42.1.9 Insurance contracts - Non life business

The Group accepts insurance through issuance of general insurance contracts. For these general insurance contracts the most significant risks arise from fire, atmospheric disturbance, earthquakes, transit, theft, third party liabilities and other catastrophes. For health insurance contracts significant risks arise from epidemics.

The Group's risk exposure is mitigated by employing a comprehensive framework to identify, assess, manage and monitor risk. This framework includes implementation of underwriting strategies which aim to ensure that the underwritten risks are well diversified in terms of type and amount of the risk. Adequate reinsurance is arranged to mitigate the effect of the potential loss to the Group from individual to large or catastrophic insured events. Further, the Group adopts strict claim review policies including active management and prompt pursuing of the claims and regular detailed review of claim handling procedures.

42.2 Financial risk

The Group is exposed to variety of financial risks: market risk (comprising interest rate risk, currency risk, and other price risk), credit risk and liquidity risk in relation to the financial statements on its balance sheet. The Group's risk management program is geared to ensure the survival of the Group as a going concern in the face of all sources of significant identifiable financial risks. It focuses on the unpredictability of financial markets and seeks to minimize potential adverse effects on the Group's financial performance.

The Board of Directors has the overall responsibility for establishment and oversight of the Group's risk management framework and is responsible for developing risk management policies and its monitoring.

	Interest / Markup bearing			Non-interest / Non-markup bearing			Total
	Maturity upto one year	Maturity after year	Sub total	Maturity upto one year	Maturity after year	Sub total	
Note	----- (Rupees in '000) -----						
Financial Assets							
Investments							
Equity securities	7	-	-	145,776,597	-	145,776,597	145,776,597
Government securities	8	-	-	-	-	-	1,218,540,388
Debt securities	9	179,708,088	1,038,832,300	1,218,540,388	-	-	13,240,251
Mutual funds	10	-	13,240,251	13,240,251	9,458,269	-	9,458,269
Loans secured against life insurance policies		-	159,781,265	159,781,265	-	-	159,781,265
Insurance / reinsurance receivables	11	-	-	183,220,518	1,482,759	184,703,277	184,703,277
Other loans and receivables	12	992,799	-	992,799	94,546,342	-	95,539,142
Cash & bank	14	13,596,482	9,909,273	23,505,755	59,036,629	-	82,542,384
As at December 31, 2023		194,297,369	1,221,763,089	1,416,060,458	492,038,355	1,482,759	1,909,581,573
Financial Liabilities							
Insurance liabilities	18	-	-	194,466,434	1,608,730,833	1,803,197,267	1,803,197,267
Premium received in advance		-	-	5,917,525	-	5,917,525	5,917,525
Insurance / reinsurance payables	21	-	-	2,086,881	-	2,086,881	2,086,881
Other creditors and accruals	22	-	-	53,281,061	-	53,281,061	53,281,061
As at December 31, 2023		-	-	255,751,901	1,608,730,833	1,864,482,734	1,864,482,734
Off Balance Sheet Financial Instrument		194,297,369	1,221,763,089	1,416,060,458	236,286,454	(1,607,248,074)	(1,370,961,620)

	Interest / Markup bearing			Non-interest / Non-markup bearing			Total
	Maturity upto one year	Maturity after one year	Sub total	Maturity upto one year	Maturity after one year	Sub total	
Note	----- (Rupees in '000) -----						
Financial Assets							
Investments							
Equity securities	7	-	-	77,990,966	-	77,990,966	77,990,966
Government securities	8	212,672,879	921,489,880	1,134,162,759	-	-	1,134,162,759
Debt securities	9	-	10,763,786	10,763,786	-	-	10,763,786
Mutual funds	10	-	-	7,169,767	-	7,169,767	7,169,767
Loans secured against life insurance policies		-	171,822,531	171,822,531	-	-	171,822,531
Insurance / reinsurance receivables	11	-	-	77,372,384	827,433	78,199,817	78,199,817
Other loans and receivables	12	-	-	64,900,619	-	64,900,619	64,900,619
Cash & bank	14	11,204,412	3,643,189	14,847,601	33,623,287	-	48,470,888
As at December 31, 2022		223,877,291	1,107,719,386	1,331,596,677	261,057,023	827,433	1,593,481,133
Financial Liabilities							
Insurance liabilities	18	-	-	118,877,754	1,403,341,087	1,522,218,841	1,522,218,841
Premium received in advance		-	-	5,333,943	-	5,333,943	5,333,943
Insurance / reinsurance payables	21	-	-	1,223,216	-	1,223,216	1,223,216
Other creditors and accruals	22	-	-	30,272,999	-	30,272,999	30,272,999
As at December 31, 2022		-	-	155,707,912	1,403,341,087	1,559,048,999	1,559,048,999
Off Balance Sheet Financial Instrument		223,877,291	1,107,719,386	1,331,596,677	105,349,111	(1,402,513,654)	(1,297,164,543)

42.2.2 Market risk

Market risk is the risk of adverse financial impact as a consequence of market movements of prices of financial instruments and securities. Such price movements can arise due to variation of market interest rates, currency exchange rates, industry profitability and other economic factors.

The Group's investments are primarily in long term Government bonds. In addition, the Group also has a significant exposure to the equity market and invests some funds in corporate term finance certificates. Funds awaiting long term investment are kept in short duration fixed deposits with banks.

42.2.3 Interest rate risk

Interest rate risk is the risk that the value of future cash flows of a financial instrument will fluctuate because of changes in market interest rates. The Group is exposed to interest rate risk since it issues insurance policies which are long term in nature. These policies are essentially backed by long term Government bonds and cash at bank.

It is the policy of the Group to match the average duration of its investments in Government bonds with the average duration of its policyholders liabilities as much as possible but this is not always possible due to market limitations. This is because sufficient quantities of the Government bonds of longer duration are not available in the market. As a result some mismatch in the average duration of the Group's liabilities and assets is possible.

Interest rate risk exposures from options and guarantees embedded in insurance liabilities

The Group's deposit administration pension contracts have certain guarantees that transfer interest rate risk to the Group. These guarantees include a minimum guaranteed investment return of 0.375% per month on the pension funds being managed by the Group. The pension liabilities of the Group are a very insignificant proportion of overall liabilities of the Group and historically investment return earned on the assets backing these liabilities has never been below the amount of the guaranteed return.

42.2.4 Currency risk

Currency risk is the risk that the fair value or future cash flows of financial instruments will fluctuate because of changes in foreign exchange rates. This risk arises if there is a currency mismatch between the assets and liabilities.

All assets and liabilities of the Group within Pakistan are in Pakistan rupees. This business is therefore not exposed to any currency risk.

The Group's Overseas Life Fund undertakes business in US Dollars and UAE Dirhams. It is policy of the Group to ensure the maximum possible currency matching between its assets and liabilities in each currency. Historically, UAE Dirham has remained pegged to US Dollar, hence any inadvertent mismatch between these two currencies is not expected to entail any significant currency risk.

Carrying amounts of the Group's foreign currency denominated assets, liabilities and reserves are as follows:

	2023		2022	
	UAE Dirhams	US Dollars	UAE Dirhams	US Dollars
	----- (in '000) -----		----- (in '000) -----	
Assets	234,288	229,040	171,079	145,529
Liabilities	63,233	113,212	9,130	36,325
Reserves	171,055	115,828	161,949	109,204

42.2.5 Other price risk

Other price risk is the risk that equity prices can fluctuate due to speculative investment activity, variations in the profit outlook of industries, interest rates prevailing in the market and general market sentiment, whether those changes are caused by factors specific to the individual financial instrument or its issuer, or factors affecting all similar financial instruments traded in the market

The Group's listed securities are exposed to market price risk arising from uncertainties about the future value of investment securities. The Group limits market risk by maintaining a diversified portfolio and by continuous monitoring of developments in equity. In addition, the Group actively monitors the key factors that affect stock market.

42.2.6 Credit risk

Credit risk refers to the risk that a counterparty will default on its contractual obligation resulting in financial loss to the Group. The key areas of exposure to credit risk for the Group are in relation to its investment portfolio, reinsurance program and to a lesser extent amounts due from policyholders and intermediaries.

The Group has adopted a policy of only dealing with creditworthy counterparties and obtaining sufficient collateral where appropriate, as a means of mitigating the risk of financial loss from defaults. The Group only transacts with entities that are rated the equivalent to investment grade and above.

This information is supplied by independent rating agencies where available and if not available the Group uses other publicly available financial information and its own trading records to rate its major policyholders and reinsurers. The Group's exposure and credit ratings of its counterparties are continuously monitored and the aggregate value of transactions concluded is spread amongst approved counterparties.

Receivables consist of a large number of policyholders, spread across diverse industries and geographical areas. The Group extends policy loans to its policyholders. These loans are entirely backed by the cash values of their policies.

The Group does not have any significant credit risk exposure to any single counterparty or any Group of counterparties. Concentration of credit did not exceed 5% of gross monetary assets at any time during the year. The credit risk on liquid funds is limited because the counterparties are banks with high credit-ratings. The Group does not invest in derivative financial instruments.

The carrying amount of financial assets represents the maximum credit exposure, as specified below:

	Note	2023 ----- (Rupees in '000) -----	2022 ----- (Rupees in '000) -----
Bank deposits		82,466,516	45,252,787
Loans secured against life insurance policies		159,781,265	171,822,531
Investments		1,387,015,505	1,230,087,278
Insurance / reinsurance receivables	11	184,703,277	78,199,817
Other loans and receivables		95,539,142	64,900,619
Total		<u>1,909,505,705</u>	<u>1,590,263,032</u>

Provision is made for receivables against premium due but unpaid in accordance with the Group's policies. The remaining past due balances were not impaired as they relate to a number of policyholders from whom there is no history of default.

	2023 ----- (Rupees in '000) -----	2022 ----- (Rupees in '000) -----
The age analysis of insurance/reinsurance receivable:		
Up to 1 year	<u>184,703,277</u>	<u>78,199,817</u>

Subsequent years premium falling due under the policy are recognized if received before expiry of the grace period, or if advanced by the Group under the Automatic Non-forfeiture provisions. However, premiums due in the month of December but not received are recognized if the grace period is to expire after the next 1st January. Hence the age of outstanding premium is always less than one year.

The credit quality of the Group's bank balances can be assessed with reference to external credit ratings as follows:

Bank name	Long term	Short term	Rating Agency	2023	2022
				----- (Rupees in '000) -----	
Allied Bank Limited	AAA	A1+	PACRA	1,513	1,512
Bank AL Habib Limited	AAA	A1+	VIS	4,419,975	-
Bank Al Falah Limited	AA+	A1+	PACRA	9,130,409	6,589,001
Dubai Islamic Bank	AA	A1+	VIS	179,105	125,670
First Women Bank Limited	A-	A2	PACRA	7,435	9,893
Habib Bank Limited	AAA	A1+	VIS	14,365,264	16,503,855
MCB Bank Limited	AAA	A1+	PACRA	238,347	23,287
Mobilink Micro Finance Bank	A	A11	PACRA	99,563	33,900
National Bank of Pakistan	AAA	A1+	PACRA	71	87,493
Barclays Banks	-	-	-	28,212	20,754
The Bank of Punjab	AA+	A1+	PACRA	4,048,952	3,398,515
Faysal Bank Limited	AA	A1+	VIS	4,231,558	1,545,427
Samba Bank Limited	AA	A-1	PACRA	6,937	8,191
Silk Bank Limited	A-	A-2	VIS	15,262	15,984
Sindh Bank Limited	A+	A1+	VIS	1	1
Soneri Bank Limited	AA	A1+	PACRA	4,338,798	3,016,242
Standard Chartered Bank Limited	AAA	A1+	PACRA	159	159
Summit Bank Limited		SUSPENDED		4,576	9,469
United Bank Limited	AAA	A1+	VIS	34,578,495	12,466,564
JS Bank Limited	AA-	A1+	VIS	4,718	1,202
Meezan Bank Limited	AAA	A1+	PACRA	-	52,607
Habib Metropolitan Bank	AA+	A1+	PACRA	-	9,578
Julius Bar Bank	-	-	-	1,057,387	52,244
Al Ahli Bank Kuwait	-	-	-	103,176	18,723
Bank of Singapore	-	-	-	5,606,603	1,262,516
				<u>82,466,516</u>	<u>45,252,787</u>

The credit quality of amount due from other insurers, reinsurers and retakaful can be assessed with reference to external credit ratings as follows:

	2023	2022
	----- (Rupees in '000) -----	
Amount due from other insurers / reinsurers		
A or above	<u>1,482,759</u>	<u>827,433</u>

42.2.7 Liquidity risk

Liquidity risk is the risk that the Group cannot meet its obligations associated with financial liabilities as they fall due.

The Group has adopted an appropriate liquidity risk management framework for the management of the Group's liquidity requirements. The Group manages liquidity risk by maintaining banking facilities by continuously monitoring forecast and actual cash flows and matching the maturity profiles of assets and liabilities. The Group is exposed to liquidity risk arising from clients on its insurance and investment contracts. The Group maintains adequate liquid reserves to meet any eventuality arising from a catastrophe.

Liquidity management ensures that the Group has sufficient access to funds necessary to cover insurance claims, surrenders, withdrawals and maturing liabilities. In practice, most of the Group's assets are marketable securities which could be converted into cash when required.

42.2.8 The fair values of all major financial assets are estimated to be not significantly different from their carrying values except for the following:

	2023	
	Carrying value	Fair value
	----- (Rupees in '000) -----	
Government securities	<u>1,218,540,388</u>	<u>1,075,145,558</u>
	2022	
	Carrying value	Fair value
	----- (Rupees in '000) -----	
Government securities	<u>1,134,162,759</u>	<u>999,304,000</u>

43 CAPITAL RISK MANAGEMENT

The Group manages its capital to ensure that it remains financially solvent while maintaining adequate financial strength to sustain business growth. It also complies with the minimum capital requirements of the SECP. The capital structure of the Group consists of equity attributable to the Government which is the sole shareholder of the Group and accumulated surplus.

There were no changes made to the objectives, policies and processes for managing capital.

Further details are given in the table below:

	2023	2022
	----- (Rupees in '000) -----	
Issued, subscribed and paid-up capital	8,000,000	6,300,000
Ledger account C & D	28,600,427	18,190,546
Group reserves	3,927,386	3,278,432
Non controlling interest	35,915	34,463
Shareholders' equity	<u>40,563,728</u>	<u>27,803,441</u>

44 FAIR VALUE OF FINANCIAL INSTRUMENTS

44.1 Carrying amount versus fair value

The following table compares the carrying amounts and fair values of the Group's financial assets and financial liabilities as at December 31, 2023.

The Group considers that the carrying amount of the following financial assets and financial liabilities are a reasonable approximation of their fair value:

	As at December 31, 2023		As at December 31, 2022	
	Carrying amount	Fair value	Carrying amount	Fair value
	----- (Rupees in '000) -----			
Financial Assets				
Cash and bank deposits	82,542,384	82,542,384	48,470,888	48,470,888
Loans secured against life insurance policies	159,781,265	159,781,265	171,822,531	171,822,531
Insurance / reinsurance receivables	184,703,277	184,703,277	78,199,817	78,199,817
Other loans and receivables	95,539,142	95,539,142	64,900,619	64,900,619
Investments				
Fair value through Profit and loss				
Listed equity securities and mutual fund units	152,866,734	152,866,734	83,534,505	83,534,505
Unlisted equity securities and mutual fund units	2,368,132	2,368,132	1,626,228	1,626,228
Held to maturity				
Government securities	1,218,540,388	1,075,145,558	1,134,162,759	999,304,000
Other fixed income securities	-	-	-	-
	1,373,775,254	1,230,380,424	1,219,323,492	1,084,464,733
Financial Liabilities				
Insurance liabilities	1,803,197,267	1,803,197,267	1,522,218,841	1,522,218,841
Premium received in advance	5,917,525	5,917,525	5,333,943	5,333,943
Insurance / reinsurance payables	2,086,881	2,086,881	1,223,216	1,223,216
Other creditors and accruals	53,281,061	53,281,061	30,272,999	30,272,999

44.2 FAIR VALUE HIERARCHY

The level in the fair value hierarchy within which the asset or liability is categorized is determined on the basis of the lowest level input that is significant to the fair value measurement.

Assets and liabilities are classified in their entirety into only one of the three levels.

The fair value hierarchy has the following levels:

- Level 1 - quoted prices (unadjusted) in active markets for identical assets or liabilities.
- Level 2 - inputs other than quoted prices included within Level 1 that are observable for the asset or liability, either directly (i.e. as prices) or indirectly (i.e. derived from prices).
- Level 3 - inputs for the asset or liability that are not based on observable market data (unobservable inputs).

The table below analyses assets measured at the end of the reporting period by the level in the fair value hierarchy into which the fair value measurement is categorized:

	Total	Level 1	Level 2	Level 3
----- (Rupees in '000) -----				
December 31, 2023				
Financial Assets at carrying value				
<i>Investments at carrying value Fair value through profit or loss account</i>				
Listed equity securities and mutual fund units	152,866,734	145,814,552	7,052,182	-
Unlisted equity securities and mutual fund units	2,368,132	-	2,368,132	-
	<u>155,234,866</u>	<u>145,814,552</u>	<u>9,420,314</u>	<u>-</u>

	Total	Level 1	Level 2	Level 3
----- (Rupees in '000) -----				
December 31, 2022				
Financial Assets at carrying value				
<i>Investments at carrying value Fair value through profit or loss account</i>				
Listed equity securities and mutual fund units	83,534,505	78,147,482	5,387,023	-
Unlisted equity securities and mutual fund units	1,626,228	-	1,626,228	-
	<u>85,160,733</u>	<u>78,147,482</u>	<u>7,013,251</u>	<u>-</u>

Carrying values of all other financial assets and liabilities approximate their fair value.

44.3 Transfers during the period

During the year to December 31, 2023:

- There were no transfers between Level 1 and Level 2 fair value measurements
- There were no transfers into or out of Level 3 fair value measurements

44.4 Valuation techniques

Fair value of investments is determined as follows:

- Fair value of listed equity securities is determined on the basis of closing market prices quoted on the respective stock exchange.
- Unlisted equity securities are carried at cost.
- Fair value of open-ended mutual fund is determined on the basis of closing net assets value taken from MUFAP.

45 CORRESPONDING FIGURES

The corresponding figures of these consolidated financial statements has been reclassified for better presentation. Following reclassification is made during the year.

Reclassification From	Reclassified To	----- (Rupees in '000) -----
- Taxation - payments less provision	-Taxation - provision less payments	1,100,804
- Marketing and administration expenses	-Acquisition expenses	11,528
- Capital contributed to statutory fund	-Unappropriated profit	100,000

46 SUBSEQUENT EVENTS

The Board of Directors of the Group in their meeting held on 30 April, 2024 declared dividend of Rs. 2500 million (2022: 2,000 million).

These consolidated financial statements for the year ended December 31, 2023 do not include the effect of these appropriations and these will be accounted in the consolidated financial statements for the year ending December 31, 2024.

47 NUMBER OF EMPLOYEES

2023

2022

The details of number of employees are as follows:

Permanent employees as at year end	3,802	3,812
Area managers	1,143	1,127
	<u>4,945</u>	<u>4,939</u>
Average number of employees during the year	<u>4,947</u>	<u>4,948</u>

48 DATE OF AUTHORISATION FOR ISSUE

These consolidated financial statements were authorized for issue by the Board of Directors of the Group on 30 April, 2024.

49 GENERAL

Figures in these consolidated financial statements have been rounded off to nearest thousand of rupees unless stated otherwise. In narrative notes, certain figures have been rounded off to million of rupees.

Sulaiman S. Mehdi
Chairman

Humayun Bashir
Director

Pouruchisty Sidhwa
Director

Shoaib Javed Hussain
Chief Executive Officer

Muhammad Rashid
Chief Financial Officer



STATE LIFE
INSURANCE CORPORATION OF PAKISTAN

Thank you

Your trust has made us Pakistan's largest life & health insurer, proudly protecting

180+ million

Pakistanis. We resolve to keep doing our best to raise our nation to the heights it was envisioned to achieve.



Statement by the **Appointed Actuary**

Form LM

Required under Section 52(2) (a) & (b) of the Insurance Ordinance, 2000

In my opinion,

- a. The policyholder's liabilities / technical liabilities included in the balance sheet of State Life Insurance Corporation of Pakistan as at December 31, 2023 have been determined in accordance with the provisions of the Insurance Ordinance, 2000; and
- b. Each statutory fund of the State Life Insurance Corporation of Pakistan complies with the solvency requirements of the Insurance Ordinance, 2000.



(Shujaat Siddiqui)
Appointed Actuary of the Corporation
MA, FIA, FPSA

Dated: April 30, 2024

Statement of Directors

Form LN

(As per requirement of Section 46(6) and Section 52(2) (C)
of the Insurance Ordinance, 2000)

Section 46 (6)

- a. In our opinion the financial statements of the State Life Insurance Corporation of Pakistan for the year ended December 31, 2023, set out in the forms attached to the statement have been drawn up in accordance with the Insurance Ordinance, and any rules made there under;
- b. State Life Insurance Corporation of Pakistan has at all times in the period complied with the provisions of the Insurance Ordinance and the Insurance Rules made there under relating to paid-up-capital, solvency and re-insurance / retakaful arrangements; and
- c. As at December 31, 2023, State Life Insurance Corporation of Pakistan continues to be in compliance with the provisions of the Ordinance and the rules made there under relating to paid-up-capital, solvency and reinsurance / retakaful arrangements.

Section 52 (2) (C)

In our opinion, each statutory fund of the State Life Insurance Corporation of Pakistan complies with the solvency requirements of the Insurance Ordinance, 2000 and the Insurance Rules, 2017.

Dated: April 30, 2024



Sulaiman S. Mehdi
Chairman



Humayun Bashir
Director



Pouruchisty Sidhwa
Director



Shoaib Javed Hussain
Chief Executive Officer



Muhammad Rashid
Chief Financial Officer

“

Financial Statements

TAKAFUL





Independent Assurance Report

On the Statement of Management's Assessment of Compliance with the Shariah Principles

To the Board of Directors of State Life Insurance Corporation of Pakistan

We were engaged by the Board of Directors of State Life Insurance Corporation of Pakistan ("the Corporation") to report on the management's assessment of compliance of the Window Takaful Operations ("Takaful Operations") of the Corporation, as set out in the annexed statement of compliance ("statement") prepared by the management for the year ended December 31, 2023, with the Takaful Rules, 2012, in the form of an independent reasonable assurance conclusion about whether the annexed statement reflects the status of compliance of the Takaful Operations with the Takaful Rules, 2012, in all material respects. This engagement was conducted by a multidisciplinary team including assurance practitioners and independent Shariah scholars.

Applicable Criteria

The criteria for the assurance engagement against which the annexed statement has been assessed comprises of the Takaful Rules, 2012, issued by the Securities Exchange Commission of Pakistan (SECP).

Management's Responsibilities

The management of the Corporation is responsible for the preparation and designing, implementing and maintaining internal controls relevant to the preparation of the annexed statement that is free from material misstatement, whether due to fraud or error. It also includes ensuring the overall compliance of the Takaful Operations with the Takaful Rules, 2012.

The management of the Corporation is also responsible for preventing and detecting fraud and for identifying and ensuring that the Takaful Operations comply with laws and regulations applicable to its activities. They are also responsible for ensuring that the management, where appropriate, those charged with governance, and personnel involved with the Takaful Operations compliance with the Takaful Rules, 2012 are properly trained, systems are properly updated and that any changes in reporting encompass all significant business units.

Our Independence and Quality Control

We have complied with the independence and other ethical requirements of the Code of Ethics for Chartered Accountants issued by the Institute of Chartered Accountants of Pakistan, which is founded on fundamental principles of integrity, objectivity, professional competence and due care, confidentiality and professional behavior. The firm applies International Standard on Quality Control 1 "Quality Control for Firms that Perform Audits and Reviews of Historical Financial Information, and Other Assurance and Related Services Engagements" and accordingly maintains a comprehensive system of quality control including documented policies and procedures regarding compliance with ethical requirements, professional standards and applicable legal and regulatory requirements.

Our responsibilities and Summary of Work Performed

Our responsibility is to examine the annexed statement and to report thereon in the form of an independent reasonable assurance conclusion based on the evidence obtained. We conducted our engagement in accordance with International Standard on Assurance Engagements (ISAE) 3000, "Assurance Engagements Other Than Audits or Reviews of Historical Financial Information" issued by the International Auditing and Assurance Standards Board. That standard requires that we plan and perform our procedures to obtain reasonable assurance about whether the annexed statement presents reflects the status of compliance of the Takaful Operations with the Takaful Rules, 2012, in all material respects.

The procedures selected depend on our judgment, including the assessment of the risks of material non-compliances with the Takaful Rules, 2012, whether due to fraud or error. In making those risk assessments, we have considered internal control relevant to the Takaful Operations' compliance with the Takaful Rules, 2012, in order to design assurance procedures that are appropriate in the circumstances, but not for the purposes of expressing a conclusion as to the effectiveness of the Corporation's internal control over the Takaful Operations' compliance with the Takaful Rules, 2012.

A system of internal control, because of its nature, may not prevent or detect all instances of non-compliance with Takaful Rules, 2012, and consequently cannot provide absolute assurance that the objective of compliance with Takaful Rules, 2012, will be met. Also, projection of any evaluation of effectiveness to future periods is subject to the risk that the controls may become inadequate or fail. Reasonable assurance is less than absolute assurance.

In this connection, we have designed and performed necessary verification procedures on various financial arrangements, contracts, classes of transactions and related policies and procedures based on judgmental and systematic samples with regard to the compliance with the Takaful Rules, 2012 and Shariah guidelines issued by the Shariah Advisor of the Company. In performing our audit procedures necessary guidance on Shariah matters was provided by independent Shariah scholars.

Our conclusion has been formed on the basis of, and is subject to, the matters outlined in this report. We believe that the evidence we have obtained is sufficient and appropriate to provide a basis for our conclusion.

Conclusion

In our opinion, the annexed statement, for the year ended December 31, 2023, presents fairly the status of compliance of the Takaful Operations with the Takaful Rules, 2012, in all material respects.



Riaz Ahmad & Company
Chartered Accountants

Karachi
Dated: April 30, 2024



BDO Ebrahim & Co
Chartered Accountants

Karachi
Dated: April 30, 2024

Statement of Financial Position

WINDOW TAKAFUL OPERATIONS (UN-AUDITED)

AS AT DECEMBER 31, 2023

	Note	2023			2022
		Operators' Sub Fund	Participant's Fund	Total	Total
(Rupees in '000)					
ASSETS					
Property and equipment	4	2,053	-	2,053	2,375
Investments					
Investment - Government Securities	5	631,860	505,584	1,137,444	611,333
Other receivables	6	158,524	245,822	404,346	14,974
Receivable from PTF/OSF	7	22,693	-	22,693	197,606
Cash & bank	8	106,603	445,864	552,467	324,586
TOTAL ASSETS		921,732	1,197,270	2,119,002	1,150,874
EQUITY AND LIABILITIES					
CAPITAL AND RESERVES ATTRIBUTABLE TO CORPORATION'S EQUITY HOLDERS					
Capital Contributed from Shareholder Fund		299,000	-	299,000	99,000
Money Ceded to Waqf Fund			1,000	1,000	1,000
Retained Earning arising from other than participating business (Ledger Account D)		(128,710)	-	(128,710)	(73,037)
TOTAL EQUITY		170,290	1,000	171,290	26,963
LIABILITIES					
Takaful Liabilities	9	-	1,122,996	1,122,996	414,278
Contribution received in advance		-	16,199	16,199	12,574
Takaful/retakaful payables	10	-	18,566	18,566	3,583
Other creditors and accruals	11	246,324	15,817	262,141	84,373
Inter Account Balances		505,118	-	505,118	411,497
Payable to PTF/OSF		-	22,693	22,693	197,606
TOTAL LIABILITIES		751,442	1,196,270	1,947,712	1,123,911
TOTAL EQUITY AND LIABILITIES		921,732	1,197,270	2,119,002	1,150,874
CONTINGENCIES AND COMMITMENTS					
	12				

The annexed notes from 1 to 22 form an integral part of these unconsolidated financial statements.

Sulaiman S. Mehdi
Chairman

Humayun Bashir
Director

Pouruchisty Sidhwa
Director

Shoab Javed Hussain
Chief Executive Officer

Muhammad Rashid
Chief Financial Officer

Statement of Comprehensive Income

WINDOW TAKAFUL OPERATIONS (UN-AUDITED)

FOR THE YEAR ENDED DECEMBER 31, 2023

	Note	2023			2022		
		Operator's Sub Fund	Participant's Fund	Total	Operator's Sub Fund	Participant's Fund	Total
		----- (Rupees in '000) -----			----- (Rupees in '000) -----		
Contribution revenue		527,125	595,643	1,122,769	212,860	237,042	449,901
Contribution ceded to retakaful		-	(14,581)	(14,581)	-	(3,583)	(3,583)
Net contribution revenue	13	527,125	581,062	1,108,187	212,860	233,459	446,318
Takaful Operator's Fee/ Wakala Fee	18	16,515	(16,515)	-	7,831	(7,831)	-
Mudarib Fees	19	16,145	(16,145)	-	991	(991)	-
claim expenses			(29,330)	(29,330)		(955)	(955)
Surplus before investment income		559,785	519,072	1,078,857	221,682	223,682	445,364
Investment Income	15	37,739	48,505	86,243	16,596	9,829	26,425
Other income	16	13,999	62,080	76,078	6,701	16,982	23,683
Net income		611,522	629,656	1,241,179	244,979	250,493	495,472
Net changes in takaful liabilities		-	708,717	708,717	-	330,008	330,008
Acquisition expenses	17	467,098	-	467,098	185,470	-	185,470
General administrative and management expenses	14	121,037	-	121,037	66,322	-	66,322
		-	-	-	-	-	-
Total expenses		588,135	708,717	1,296,852	251,792	330,008	581,800
(Loss)/Profit for the year		23,387	(79,061)	(55,674)	(6,813)	(79,515)	(86,328)
Other comprehensive income		-	-	-	-	-	-
Total comprehensive income for the year		23,387	(79,061)	(55,674)	(6,813)	(79,515)	(86,328)

The annexed notes from 1 to 22 form an integral part of these unconsolidated financial statements.

Sulaiman S. Mehdi
Chairman

Humayun Bashir
Director

Pouruchisty Sidhwa
Director

Shoab Javed Hussain
Chief Executive Officer

Muhammad Rashid
Chief Financial Officer

Statement of Cash Flow

WINDOW TAKAFUL OPERATIONS (UN-AUDITED)

FOR THE YEAR ENDED DECEMBER 31, 2023

	Note	2023 ----- (Rupees in '000) -----	2022
Operating Cash flows			
(a) Takaful Activities			
Takaful contributions received		1,130,464	458,405
ReTakaful contributions paid		(14,581)	(3,583)
Claims paid		(14,721)	-
Surrenders paid		-	-
ReTakaful and other recoveries received		-	-
Commissions paid		(433,905)	(164,054)
Other underwriting payments, if any		(17,802)	(21,344)
Net cash flow from underwriting activities		649,455	269,424
(b) Other operating activities			
Income tax paid		(18,661)	-
Other operating payments		-	-
General management expense paid		78,149	(8,249)
Other payment on operating assets		(490,775)	194,661
Net cash flow used in other operating activities		(431,287)	186,412
Total cash flow from all operating activities		218,168	455,836
Investment activities			
Profit / return received		135,013	47,801
Dividends received		-	-
Payment for investments		(525,000)	(336,447)
Proceeds from disposal of investments		-	-
Fixed capital expenditure		(300)	(202)
Proceeds from sale of property and equipment		-	-
Total cash flow used in investing activities		(390,287)	(288,848)
Financing activities			
Dividends paid		-	-
Loans repaid		400,000	-
Total cash flow used in financing activities		400,000	-
Net cash flow generated from all activities		227,881	166,988
Cash and cash equivalents at beginning of year		324,586	157,598
Cash and cash equivalents at end of year	8	552,467	324,586

The annexed notes from 1 to 22 form an integral part of these financial statements.



Sulaiman S. Mehdi
Chairman



Humayun Bashir
Director



Pouruchisty Sidhwa
Director



Shoaib Javed Hussain
Chief Executive Officer



Muhammad Rashid
Chief Financial Officer

Statement of Changes In Equity

WINDOW TAKAFUL OPERATIONS (UN-AUDITED)

FOR THE YEAR ENDED DECEMBER 31, 2023

	Attributable to equity holders of the Corporation			Total
	Money ceded to waqf fund	Capital contributed from Shareholder Fund	Retained Earning arising from other than participating business (Ledger Account D)	
----- (Rupees in '000) -----				
Balance as at January 1, 2021			39,664	39,664
Transfer from Shareholder's fund		100,000		100,000
Other Comprehensive Income / (Loss) for the year			(26,373)	(26,373)
Balance as at December 31, 2021	-	100,000	13,291	113,291
Transfer from Shareholder fund to Waqf fund	1000	(1,000)		-
Other Comprehensive Income / (Loss) for the year			(86,328)	(86,328)
Balance as at December 31, 2022	1,000	99,000	(73,037)	26,963
Transfer from Shareholder's fund	-	200,000		200,000
Other Comprehensive Income / (Loss) for the year			(55,674)	(55,674)
Balance as at December 31, 2023	1,000	299,000	(128,710)	171,290

Note: This includes balances maintained in accordance with the requirements of Section 35 of the Insurance Ordinance, 2000 read with Rule 14 of the Insurance Rules, 2017 (previously the SEC Insurance Rules, 2002) to meet solvency margins, which are mandatorily maintained for the carrying on of the life insurance business.

The annexed notes from 1 to 23 form an integral part of these unconsolidated financial statements.



Sulaiman S. Mehdi
Chairman



Humayun Bashir
Director



Pouruchisty Sidhwa
Director



Shoab Javed Hussain
Chief Executive Officer



Muhammad Rashid
Chief Financial Officer

Notes to the Financial Statements

WINDOW TAKAFUL OPERATIONS (UN-AUDITED)

FOR THE YEAR ENDED DECEMBER 31, 2023

1 LEGAL STATUS AND NATURE OF BUSINESS

- 1.1 State Life Insurance Corporation of Pakistan (the Corporation) was incorporated in Pakistan on November 01, 1972 under the Life Insurance Nationalization Order, 1972 (LINO). The Corporation's principal office is located at State Life Building No. 9, Dr. Ziauddin Ahmad Road, Karachi. It operates in Pakistan through 33 zones for individual life business, 4 zones for group life business and in the gulf countries {comprising United Arab Emirates (UAE) and Kuwait} through zonal office located at Dubai (UAE).
- 1.2 The Corporation is engaged in the life insurance business, health, accident insurance business and takaful business.
- 1.3 The Corporation was issued the certificate of authorization for commencement of Window Takaful Operation under rule 6 of the Takaful rules, 2012 by Securities Exchange Commission of Pakistan vide letter no. 0097, dated September 22, 2016. For the purpose of carrying on the takaful business, the Corporation has formed an Individual Family Participant Takaful Fund (IFPTF) on August 18, 2017 under the Waqf deed and cede Rupees 1 million to the IFPTF. The Waqf deed governs the relationship of Corporation and participants for management of takaful operations. Subsequently to the year end, the Corporation launched the Window Takaful Operations from February 2021.

2 BASIS OF PREPARATION AND STATEMENT OF COMPLIANCE

These financial statements for Window Takaful Operations of the Company have been prepared to comply with the requirement of Securities and Exchange Commission of Pakistan (SECP) vide its Circular No. 15 of 2019 dated November 18, 2019 in which Life Insurers carrying out Window Takaful Operations are required to prepare separately, the financial statements for Family Takaful Operations as if these are carried out by a standalone Takaful Operator

These financial statements of the Window Takaful Operations have been prepared in accordance with the accounting and reporting standards as applicable in Pakistan, The accounting and reporting standards comprise of:

- International Financial Reporting Standards (IFRS) issued by the International Accounting Standards Board (IASB) as are notified under the Companies Act, 2017; and
- Provisions of and directives issued under the Companies Act, 2017 and Insurance Ordinance, 2000, Insurance Rules 2017 and Insurance Accounting Regulations, 2017 and the Takaful Rules, 2012

In case requirements differ, the provisions or directives of the Companies, Act, 2017, the Insurance Ordinance, 2000, the Insurance Rules, 2017, the Insurance Accounting Regulations, 2017 and the Takaful Rules, 2012, have been followed.

2.1 Basis of measurement

These financial statements have been prepared under the historical cost convention except as disclosed in the accounting policies mentioned below (refer note 3).

2.2 Functional and presentation currency

These unconsolidated financial statements have been presented in Pakistani Rupee, which is the Corporation's functional and presentation currency. Amounts have been rounded off to the nearest thousand, unless otherwise stated.

2.3 Standards, amendments and interpretations to the published standards that are relevant to the Corporation and adopted

Amendment to IFRS 4 'Insurance Contracts' - Applying IFRS 9 'Financial Instruments' with IFRS 4 addresses issue arising from the different effective dates of IFRS 9 and the forthcoming new standard IFRS 17 'Insurance Contracts'. The amendments introduce two alternative options for entities issuing contracts within the scope of IFRS 4, notably a temporary exemption and an overlay approach. The temporary exemption enables eligible entities to defer the implementation date of IFRS 9. The overlay approach allows an entity applying IFRS 9 from 01 July 2018 onwards to remove from profit and loss account the effects of some of the accounting mismatches that may occur from applying IFRS 9 before IFRS 17 is applied.

The Corporation has determined that it is eligible for the temporary exemption option since the Corporation has not previously applied any version of IFRS 9, its activities are predominantly connected with insurance as the percentage of the total carrying amount of its liabilities connected with insurance relative to the total carrying amount of all its liabilities is greater than 90 percent and the Corporation doesn't engage in significant activities unconnected with insurance based on historical available information. Under the temporary exemption option, the Corporation can defer the application of IFRS 9 until the application of IFRS 17.

To determine the appropriate classification of financial assets under IFRS 9, an entity would need to assess the contractual cash flows characteristics of any financial asset. Indeed, the contractual terms of the financial asset give rise, on specified dates, to cash flows that are solely payments of principal and interest on the principal amount outstanding ("SPPI") i.e. cash flows that are consistent with a basic lending arrangement. In a basic lending arrangement, consideration for the time value of money and credit risk are typically the most significant elements of interest.

IFRS 9 defines the terms "principal" as being the fair value of the financial asset at initial recognition, and the "interest" as being compensation for (i) the time value of money, and (ii) the credit risk associated with the principal amount outstanding during a particular period of time.

The tables below set out the fair values as at the end of reporting period and the amount of change in the fair value during that period for the following two groups of financial assets separately:

- a) financial assets with contractual terms that give rise on specified dates to cash flows that are solely payments of principal and interest ("SPPI") on the principal amount outstanding, excluding any financial asset that meets the definition of held-for-trading in IFRS 9, or that is managed and whose performance is evaluated on a fair value basis.

2.4 Standards, amendments to published standards and interpretations that are effective but not relevant

"The other new standards, amendments to published standards and interpretations that are mandatory for the financial year beginning on January 01, 2021 are considered not to be relevant or to have any significant effect on the Corporation's financial reporting and operations and are therefore not presented here.

2.5 Critical accounting estimates and judgments

The preparation of these financial statements in conformity with approved accounting standards, as applicable in Pakistan, requires management to make judgments, estimates and assumptions that affect the application of policies and reported amounts of assets and liabilities, income and expenses. The estimates and associated assumptions are based on historical experience and various other factors that are believed to be reasonable under the circumstances, the result of which form the basis of making the judgments about carrying values of assets and liabilities that are not readily apparent from other sources.

Actual results may differ from these estimates. The estimates and underlying assumptions are reviewed on an ongoing basis. Revisions to accounting estimates are recognised in the period in which the estimate is revised

if the revision affects only that period or in the period of the revision and future periods if the revision affects both current and future periods.

Significant areas where assumptions, estimates and judgments were exercised in application of accounting policies relate to:

a) **Classification of investments**

In investments classified as "amortized cost", the Corporation has included financial assets with fixed or determinable payments and fixed maturity. In making this judgment, the Corporation evaluates its intention and ability to hold such investments to maturity.

b) **Provision for outstanding claims (including IBNR)**

The Corporation records claims based on the sum assured or other basis set by the Corporation. However, settlement of all the claims is made based on the nature of insured event.

Provision of claims incurred but not reported (IBNR) is made on the basis of actuarial valuation. Actuarial valuation is made on the basis of past trend and pattern of reporting of claims. Actual amount of IBNR may materially differ from the actuarial estimates.

c) **Provision for taxation**

In making estimates for taxation currently payable by the Corporation, management looks at the current income tax law and the decisions of appellate authorities on certain issues in the past.

d) **Impairment of other assets, including contribution due but unpaid**

The Corporation also considers the need for impairment provision against other assets, including premium due but unpaid and provision required there-against. While assessing such a requirement, various factors including delinquency in the account and financial position of the policyholders are considered.

e) **Fixed assets, investment properties, depreciation and amortisation**

In making estimates of depreciation / amortisation, management uses method which reflects the pattern in which economic benefits are expected to be consumed by the Corporation. The method applied is reviewed at each financial year end and if there is a change in expected pattern of consumption of future economic benefits embodied in the assets, the method would be changed to reflect the change in pattern. Such change is accounted for as change in accounting estimate in accordance with International Accounting Standard - 8, "Accounting Policies, Changes in Accounting Estimates and Errors".

The assets residual values, useful lives and methods are reviewed, and adjusted if appropriate, at each reporting date.

The Corporation also reviews value of the assets for possible impairment on an annual basis. Any change in estimates in future years might affect the carrying amounts of respective items of fixed assets with a corresponding effect on the depreciation / amortization charge and impairment.

3 **SUMMARY OF SIGNIFICANT ACCOUNTING POLICIES**

The significant accounting policies and methods of computation adopted in the preparation of this financial statement is same as those applied in the preparation of the annual financial statements of the Corporation for the year ended December 31, 2021 except stated below.

3.1 **Window Takaful Operations**

Family Takful Contracts

The company offers Family takaful Contracts. Family Takful Contract is an arrangement which rests on key Shariah principles of mutual cooperation, solidarity and well being of a community, and is based on the principles of

wakala waqf model. Under a Takaful arrangement, individuals come together and contribute towards the common objective of protecting each other against financial losses by sharing the risk on basis of mutual assistance.

The obligation of waqf for waqf participants' liabilities is limited to the amount available in the Waqf fund. In case there is a deficit in the waqf Fund, the Window Takaful Operator shall grant an interest free loan (Qard e Hasna) to make good deficit. The loan shall be repayable from the future surpluses generated in waqf fund, without any excess of actual amount given to it. Repayment of Qard e Hasna shall receive priority over surplus distribution to participant of waqf fund.

Repayment of Qard e Hasna shall receive priority over surplus distribution to participant of waqf fund.

- **Individual Family Takaful Contract Unit Linked**

The Company offers Unit Linked Takaful Plans which provide Shariah Compliant financial protection and investment vehicle to individual participants. These plans carry cash value and offer investment choices to the participants to direct their investment related contributions based on their risk/return objectives. The investment risk is borne by the participants.

3.2 **Recognition of Policy Holders' Liability/Technical Reserve**

a) **Reserve for claims incurred but not reported - Takaful Contracts**

The liability for claims - IBNR, is determined by the Appointed Actuary and is included in the technical reserves. The IBNR is expressed on the basis of past claims reporting pattern as a percentage of earned contribution.

b) **Reserve for unearned contribution - Takaful Contracts**

The unearned portion of gross contribution, net off wakala fee, is set aside as a reserve and included in the technical reserves. Such reserve is calculated as a portion of the gross contribution of each policy, determined according to the ratio of the unexpired period of the policy and the total period, both measured to the nearest day.

c) **Contribution deficiency reserve - Takaful Contracts**

The Company maintains a provision in respect of contribution deficiency for the class of business where the unearned contribution reserve is not adequate to meet the expected future liability, after retakaful claims and other supplementary expenses expected to be incurred after the balance sheet date in respect of the unexpired policies in that class of business at the balance sheet date. Provision for contribution deficiency reserve is made as per the advice of the appointed actuary.

3.3 **Retakaful contracts held**

Retakaful Contribution

These contracts are entered into by the Company with the retakaful operator under which the retakaful operator cedes the Takaful risk assumed during normal course of its business, and according to which the Waqf is compensated for losses on contracts issued by it.

Retakaful contribution is recorded at the time the retakaful is ceded.

Retakaful liabilities represent balances due to retakaful companies. Amounts payable are calculated in a manner consistent with the associated retakaful treaties.

Retakaful Expenses

Retakaful expenses are recognised as liabilities.

Retakaful assets represent balances due from retakaful operator, Recoverable amounts are estimated in a manner consistent with the associated retakaful treaties.

Retakaful assets are offset against related Retakaful liabilities under the circumstances only that there is a clear legal right of off-set of the amounts. Income or expenses from retakaful contract are not offset against expenses or income from related Retakaful contracts as required by the Insurance Ordinance, 2000. Retakaful assets and liabilities are derecognised when the contractual rights are extinguished or expired.

3.4 Receivable and payable related to takaful contracts

Receivables and payables are recognised when due.

3.5 Cash and cash Equivalent

Cash and cash equivalents for the purpose of cash flow statement, cash and cash equivalents include the following:

- Cash at bank in current and saving account.
- Cash and stamps in hand.
- Term deposit receipts with original maturity upto three months.
- Certificate of islamic investment with original maturity upto three months.

3.6 Revenue recognition

3.6.1 Contributions

Individual Life family Takaful

First year, renewal and single contributions are recognised once related policiess are issued/ renewed against receipt of contribution.

3.6.2 Reinsurance Commission

Commission from reinsurers is recognized as revenue in accordance with the pattern of recognition of the reinsurance contribution to which it relates. Commission, if any, under the terms of reinsurance arrangements is recognised when the Company's right to receive the same is established.

3.7 Provisions

Provisions are recognized when the Corporation has a present legal or constructive obligation as a result of past events and it is probable that an outflow of resources embodying economic benefits will be required to settle the obligation, and a reliable estimate of the amount can be made.

3.8 Impairment of non-financial assets

The carrying amounts of non financial assets are assessed at each reporting date to ascertain whether there is any indication of impairment. If any such indication exists then the asset's recoverable amount is estimated. An impairment loss is recognised, as an expense, for the amount by which the asset's carrying amount exceeds its recoverable amount.

The recoverable amount is the higher of an asset's fair value less cost to sell and value in use. Value in use is ascertained through discounting of the estimated future cash flows using a discount rate that reflects current market assessments of the time value of money and the risk specific to the assets. For the purpose of assessing impairment, assets are grouped at the lowest levels for which there are separately identifiable cash flows (cash generating units).

3.9 Financial Instruments

Financial assets and financial liabilities are recognised when the Corporation becomes a party to the contractual provisions of the financial instrument.

Financial assets and financial liabilities are recognised initially at cost including associated transaction costs which is the fair value of the consideration given.

The financial assets and financial liabilities are measured subsequently as described below:

Financial assets

For the purpose of subsequent measurement, financial assets are classified into the following categories upon initial recognition:

- Loans and receivables;
- Held to maturity; and

Loans and receivables

Loans and receivables are non-derivative financial assets with fixed or determinable payments that are not quoted in an active market. After initial recognition, these are carried at amortized cost.

Held to maturity

These include held to maturity investments that are financial assets with fixed or determinable payments and fixed maturity and the Corporation has a positive intent and ability to hold these investments till maturity. After initial recognition, these are carried at amortized cost.

Impairment of financial assets

A financial asset is assessed at each reporting date to determine whether there is any objective evidence that it is impaired. A financial asset is considered to be impaired if objective evidence indicates that one or more events have had a negative effect on the estimated future cash flows of that asset.

An impairment loss is reversed if there has been a change in the estimates used to determine the recoverable amount. An impairment loss is reversed only to the extent that the asset's carrying amount does not exceed the carrying amount that would have been determined, if no impairment loss had been recognized.

Derecognition

Financial assets are derecognized at the time when the Corporation loses control of the contractual rights that comprise the financial assets. Financial liabilities are derecognized at the time when they are extinguished, that is, when the obligation specified in the contract is discharged, cancelled, or expired. Any gains or losses on derecognition of financial assets and financial liabilities are taken to the statement of comprehensive income immediately.

Off setting

Financial assets and liabilities are off set and the amount is reported in the statement of financial position if the Corporation has a legal right to set-off the transactions and also intends either to settle on a net basis or to realize the asset and settle the liability simultaneously.

Fair / market value measurements

For investments in Government securities, fair / market value is determined by reference to quotations obtained from Reuters page (PKRV) / (PKISRV) where applicable. For investments in quoted marketable securities, other than Term Finance Certificates / Corporate Sukuks, fair / market value is determined by reference to Stock Exchange quoted market price at the close of business on reporting date. The fair market value of Term Finance Certificates / Corporate Sukuks and investment in Mutual Fund is as per the rates issued by the Mutual Funds Association of Pakistan (MUFAP).

Financial liabilities

For the purpose of subsequent measurement, financial liabilities are measured at amortised cost using effective interest method, which approximates to its cost except for policyholders' liabilities and liability for

claims incurred but not reported (IBNR) which are measured on the basis of actuarial valuations.

3.10 Acquisition costs

These are costs incurred in acquiring and maintaining takaful policies and include without limitation all forms of remuneration paid to agents and certain field force staff.

3.11 Claim Expenses

Claim expenses are recognised on the date the insured event is intimated except for individual life unit linked where claim expenses are recognised earlier of the date the policy cease to participate in the earnings of the fund and the date insured event is intimated.

Surrenders of individual life unit linked are recognised after these have been approved in accordance with the Company's policy.

Liability for outstanding claims is recognised in respect of all claims intimated up to the balance sheet date. Claims liability includes amounts in relation to unpaid reported claims.

Liability for claims "Incurred But Not Reported" (IBNR) is included in policyholders' liabilities.

3.12 Takaful Operators' Fee

The shareholders of the Company manage the Window Takaful operations for the participants, Accordingly, the Company is entitled to Takaful Operator's Fee for the management of Window Takaful Operations under the Waqf Fund, to meet its general and administrative expenses, The Takaful Operator's fee, termed Wakala Fee, is recognised upfront.

4 PROPERTY AND EQUIPMENT

Note 2023 2022
----- (Rupees in '000) -----

Operating assets 4.1 2,053 2,375

4.1 Operating assets

Description	OSF									
	2023									
	Cost			Depreciation				Written down		
As at 1 January	Additions/ (disposals)	Adjustment	As at 31 December	As at 1 January	For the year	Adjustment	As at 31 December	value as at December 31	Depreciation Rate (%)	
----- (Rupees in '000) -----										
Furniture and fixture	1,626	-	-	1,626	462	163	-	625	1,001	10%
Office equipment	1,173	300	-	1,473	299	122	-	421	1,052	10%
Computers	2,612	-	-	2,612	2,295	317	-	2,612	-	30%
Computer Peripherals	410	-	-	410	389	20	-	410	-	30%
	<u>5,821</u>	<u>300</u>	<u>-</u>	<u>6,121</u>	<u>3,445</u>	<u>623</u>	<u>-</u>	<u>4,068</u>	<u>2,053</u>	

Description	OSF									
	2022									
	Cost			Depreciation				Written down		
As at 1 January	Additions/ (disposals)	Adjustment	As at 31 December	As at 1 January	For the year	Adjustment	As at 31 December	value as at December 31	Depreciation Rate (%)	
----- (Rupees in '000) -----										
Furniture and fixture	1,626	-	-	1,626	300	163	-	462	1,164	10%
Office equipment	970	202	-	1,173	183	116	-	299	874	10%
Computers	2,612	-	-	2,612	1,511	784	-	2,295	317	30%
Computer Peripherals	410	-	-	410	266	123	-	389	20	30%
	<u>5,619</u>	<u>202</u>	<u>-</u>	<u>5,821</u>	<u>2,261</u>	<u>1,185</u>	<u>-</u>	<u>3,445</u>	<u>2,375</u>	

5	INVESTMENT IN GOVERNMENT SECURITIES	2023			2022		
		Cost	Discount	Carrying value	Cost	Discount	Carrying value
	Operators's Sub Fund & PTF Held to maturity	----- (Rupees in '000) -----			----- (Rupees in '000) -----		
	GOP Ijarah Sukkuks	1,138,600	1,156	1,137,444	513,600	2,267	511,333
	Capital Contribution	-	-	-	100,000	-	100,000
		<u>1,138,600</u>	<u>1,156</u>	<u>1,137,444</u>	<u>613,600</u>	<u>2,267</u>	<u>611,333</u>

6	OTHER RECEIVABLES	Note	2023		2022	
			Operator's Sub Fund	Participant's Takaful Fund	Operator's Sub Fund	Participant's Takaful Fund
			----- (Rupees in '000) -----		----- (Rupees in '000) -----	
	Accrued investment income		6,676	13,526	7,493	3,527
	Accrued Interest on Bank Deposit		1,735	7,680	1,451	1,969
	Security Deposit		300	-	300	-
	Other receivables-Agents		101	-	234	-
	Receivables from Zones		149,711	224,616		
			<u>158,524</u>	<u>245,822</u>	<u>9,478</u>	<u>5,496</u>

7	RECEIVABLE FROM PIF / PAYABLE TO OSF					
	Wakala fee receivable/ (Payable)		16,515	16,515	7,831	7,831
	Modarib share receivable/ (Payable)		16,145	16,145	991	991
	Allocated Contribution Receivable		(9,967)	(9,967)	188,784	188,784
			<u>22,693</u>	<u>22,693</u>	<u>197,606</u>	<u>197,606</u>

8	CASH AND BANK					
	Cash and Cash Equivalent					
	- Cash in hand		290	-	-	
	Franking Machine Deposit					
	Cash at bank	8.1	106,312	445,864	38,524	286,062
	- Saving Account		<u>106,603</u>	<u>445,864</u>	<u>38,524</u>	<u>286,062</u>

8.1 These saving accounts carry profit ranging from 8.5% to 19% per annum.

9	TAKAFUL LIABILITIES					
	Participant Takaful Fund balance	9.1	-	1,122,996	-	414,278
			<u>-</u>	<u>1,122,996</u>	<u>-</u>	<u>414,278</u>

9.1 This comprises of surplus of Individual Family Takaful - Participant Takaful Fund, which relates exclusively to participants of the Individual Family Takaful Fund and is not available for distribution to shareholders. Under the Waqf Deed of Individual Family Takaful Fund read with Rule 21 of Takaful Rules, 2012, the surplus arising in the Participants Sub Fund can only be distributed to the Participants of that Fund based on approval of the Appointed Actuary. The surplus has been classified under takaful liabilities as clarified by SECP in Circular No. 15 of 2019 dated November 18, 2019.

	2023		2022	
	Operator's Sub Fund	Participant's Takaful Fund	Operator's Sub Fund	Participant's Takaful Fund
10 TAKAFUL./RETAKAFUL PAYABLES	----- (Rupees in '000) -----		----- (Rupees in '000) -----	
Retakful Payables	-	18,566	-	3,583
	-	18,566	-	3,583
11 OTHER CREDITORS AND ACCRUALS				
Accrued commission & incentives	200,338	-	69,798	-
Accrued expenses	44,960	15,817	9,830	1,356
Misc Payables	1,027	-	3,389	-
	246,324	15,817	83,017	1,356

12 CONTIGENCIES AND COMMITMENT(S)

There are no contingencies and commitments related to window takaful operations.

13 NET CONTRIBUTION REVENUE

Written Contribution	527,125	595,643	212,860	237,042
Less: Wakala Fee				
Contribution net of wakala fee	527,125	595,643	212,860	237,042
Add: Unearned contribution reserve opening	-	-	-	-
Less: Unearned contribution reserve closing	-	-	-	-
Contribution Earned	527,125	595,643	212,860	237,042
Retakaful contribution ceded	-	-	-	-
Add: Prepaid retakaful contribution opening	-	-	-	-
Less: Prepaid retakaful contribution closing	-	14,581	-	3,583
Retakaful expense	-	14,581	-	3,583
Net Contribution	527,125	581,062	212,860	233,459

14 GENERAL ADMINISTRATIVE AND MANAGEMENT EXPENSES

	2023	2022
	----- (Rupees in '000) -----	
	Operator's Sub Fund	Operator's Sub Fund
Salaries, allowances and other benefits	68,430	41,615
Travelling expenses	5,230	2,545
Advertisements and sales promotion	226	123
Printing and stationery	12,808	3,194
Depreciation	623	1,185
Rent, rates and taxes	4,862	4,862
Legal and professional charges - business related	10,918	3,001
Electricity, gas and water	736	695
Office repairs and maintenance	1,791	1,623
Bank charges	53	6
Postages, telegrams and telephone	1,038	684
Conference and meetings	2,483	2,647
Training expense	6,322	11
Entertainment	1,342	255
Insurance Charges	14	33
Allocation of expenses from PO	4,161	3,843
	121,037	66,322

15	INVESTMENT INCOME	2023		2022	
		Operator's Sub Fund	Participant's Takaful Fund	Operator's Sub Fund	Participant's Takaful Fund
	Income from debt securities Held to maturity	----- (Rupees in '000) -----		----- (Rupees in '000) -----	
	-Return on debt securities	37,739	48,505	16,596	9,829
		<u>37,739</u>	<u>48,505</u>	<u>16,596</u>	<u>9,829</u>
16	OTHER INCOME				
	Return on bank balances	13,999	62,080	6,701	16,982
		<u>13,999</u>	<u>62,080</u>	<u>6,701</u>	<u>16,982</u>

17	ACQUISITION EXPENSES	Note	2023	2022
			Operator's Sub Fund	Operator's Sub Fund
	Remuneration to takaful intermediaries on individual policies:			
	- commission to agent on first & 2nd year contributions		397,524	156,431
	- other benefits to takaful intermediaries		19,545	6,500
	- other incentive and bonuses		32,007	16,070
	Other Acquisition Cost:			
	- Stamp duty		17,321	6,279
	- Initial medical fees		700	189
			<u>467,098</u>	<u>185,470</u>
18	WAKALA FEE			
	Wakala fees	18.1	16,515	7,831
			<u>16,515</u>	<u>7,831</u>

18.1 The Operator manages the family takaful operations for the participants and charges Rs.100/- per month for each policy. The operator entitled for Takaful operator's fee (Wakala Fee) for the management of takaful operation under Waqf Fund to meet its general and administrative expense. The takaful operator fee is recognised upfront.

19	MODARIB'S FEE	Note	2023	2022
			Operator's Sub Fund	Operator's Sub Fund
	Modarib's fees	19.1	16,145	991
			<u>16,145</u>	<u>991</u>

19.1 The operator manages the participants' investments as a Modarib and charge 20% Modarib's share of the investment income and profit on bank deposits earned by PTF.

20 MANAGEMENT OF TAKAFUL RISK AND FINANCIAL RISK

The company is responsible for managing contracts that result in the transfer of Takaful and Financial Risk from the participant to the respective PTF. This section summarizes the risk and the way the company manages them as part of Windiw Takaful Operations.

The PTF only issues Individual Family Takaful contracts.

20.1 Individual Family Takaful

The risk covered is mainly death and/or disability. The risk of death and disability will vary from region to region. The PTF may get exposed to poor risk due unexpected experience in terms of claims severity or frequency. This can be a result anti selection, fraudulent claim, and catastrophe on poor persistency.

The PTF may also face the risk of poor investment return and liquidity issues on monies invested in the fund. The risk of poor persistency can lead to an impact on the size of PTF. A larger PTF may allow for a greater degree of cross submission of mortality risk, increasing the probability of convergence between the actual and mortality experience.

The Company manages these risks through its underwriting, re-takaful, claims handling policy and other related controls. The Corporation has well-defined medical underwriting policies, which puts a check on anti-selection.

The Company manages these risks through its underwriting, re-takaful, claims handling policy and other related controls. The Corporation has well-defined medical underwriting policies, which puts a check on anti-selection.

On the claims handling side the Corporation has a procedure in place to ensure that payment of fraudulent claim is avoided for this purpose a claim with variable materiality limits review/consider all claims for verification and specific and detailed investigation of all apparently doubtful claims.

20.2 Financial Risk

Liquidity risk

This is the risk of losses in the event of insufficient liquid assets to meet cash flows requirement for participant's obligation. To guard against the risk, the corporation manages its keeping in view liquidity threshold in order to ensures obligation are made in timely manner.

Interest rate risk

Interest rate risk to the Corporation is the risk of changes in the market interest rates reducing the overall interest on its interest bearing securities. The Corporation limits its risk by monitoring interest rates in the currencies in which cash and investment are denominated.

20.3 Market Risk

Market risk is the risk that the value of the Financial Instrument will fluctuate as a result of change in market prices, whether those change a caused by factors specific to the individual security or its issuer, or factors affecting all securities traded in the market.

The company limits its risk by maintaining investments in minimal fluctuating securities.

21 **NUMBER OF EMPLOYEES**

2023

Number of employees at the end of the year

9

Average number of employees

9

22 **DATE OF AUTHORIZATION FOR ISSUE**

The financial statements were authorised for issue on April 30, 2024 by board of directors of the company.



Sulaiman S. Mehdi
Chairman



Humayun Bashir
Director



Pouruchisty Sidhwa
Director



Shoaib Javed Hussain
Chief Executive Officer



Muhammad Rashid
Chief Financial Officer

Progress at a Glance Since Inception

(Rs.in Million)

	1973	1975	1978	1980	1981	1983	1985	1988	1990	1993	1995	1996	1997	1998	1999	2000	2001	2002	2003
First Year Premium (Net)	48	50	80	110	135	228	341	678	846	918	2,026	1,698	1,490	1,306	1,275	1,041	1,124	1,350	1,797
Renewal Premium (Net)	219	244	305	365	405	606	847	1,515	2,267	3,284	3,935	4,694	4,364	4,413	4,312	4,538	4,565	5,489	5,790
Group Premium (Net)	50	61	114	164	192	294	347	880	642	930	1,178	1,266	1,413	1,244	1,251	1,102	1,249	1,518	2,281
Pension Premium	-	-	-	-	-	-	-	-	-	-	-	-	-	-	-	-	7	8	13
Health & Accidental Premium	-	-	-	-	-	-	-	-	-	-	-	-	-	-	-	-	-	-	-
Total Premium (Net)	317	354	500	638	731	1,128	1,535	3,073	3,755	5,132	7,139	7,658	7,266	6,964	6,838	6,681	6,945	8,364	9,881
Investment Income	81	122	221	279	365	562	767	1,323	1,906	3,675	5,066	5,984	5,901	5,996	8,406	7,873	8,492	11,200	10,202
Total Income	391	504	727	920	1,096	1,690	2,307	4,406	5,674	8,814	12,231	13,650	13,177	12,976	15,286	14,592	15,436	19,564	20,082
Total Outgo	292	307	427	593	740	1,005	1,342	2,597	2,877	4,138	6,245	7,355	7,477	8,451	8,060	8,745	8,342	8,165	9,938
Life Fund	1,494	1,735	2,494	3,111	3,461	4,660	6,422	11,327	16,321	28,333	39,339	45,582	51,010	55,460	62,484	68,127	75,343	86,211	95,957
Yield on Life Fund (%)	6.60	8.00	10.30	10.00	12.10	13.90	13.80	13.50	13.60	15.20	14.90	15.16	13.01	11.94	15.35	12.83	12.58	14.80	11.86
Overall Expense Ratio (%)	33	33	31	34	34	34	36	34	35	34	43	43	43	54	46	54	40	38	39
Renewal Expense Ratio (%)	26	27	26	30	28	28	25	26	22	26	30	35	39	56	45	57	37	34	35
Investment Portfolio	1,401	1,766	2,512	3,155	3,537	4,691	6,367	11,140	15,980	27,601	37,969	43,084	48,289	54,017	59,933	64,829	74,029	86,203	96,415
Policy Benefits (Net)	141	191	271	375	470	596	796	1,560	1,565	2,391	3,146	4,097	4,341	4,715	4,904	5,136	5,572	5,005	6,123
No. of Policies in Force (Individual Life)	357,413	379,083	397,158	413,231	419,109	489,366	599,423	945,258	1,297,879	1,681,946	2,034,969	2,087,919	2,092,404	2,033,388	1,963,723	1,878,139	1,806,476	1,801,919	1,849,125
No. of Lives Covered (Group Life)	-	1,500,000	2,340,472	2,585,775	2,610,344	2,802,279	3,003,387	3,767,266	4,308,986	4,250,232	4,190,181	4,341,011	4,198,974	4,456,347	3,501,163	3,259,618	3,295,387	3,443,916	3,632,688
Total Business in Force (Sum Assured and Bonuses)	17,899	17,952	30,055	45,847	47,500	62,277	77,542	117,726	145,626	311,306	407,296	440,762	489,772	539,751	656,776	499,136	506,245	629,011	816,210

(Rs.in Million)

2004	2005	2006	2007	2008	2009	2010	2011	2012 Restated	2013	2014	2015	2016	2017	2018	2019	2020	2021	2022	2023	ANNUAL Compound Growth Rates (1973-2023)
2,348	2,806	3,327	3,854	5,159	7,196	9,647	11,990	13,947	15,442	16,156	16,271	17,036	17,688	18,918	12,876	14,019	16,383	19,828	26,852	14%
6,655	8,454	9,785	12,054	13,993	17,634	22,287	28,144	35,145	43,348	53,363	57,729	66,707	74,462	85,998	91,087	93,051	98,950	111,540	117,925	14%
1,997	2,548	2,866	2,796	3,532	3,514	3,676	4,645	6,802	6,832	6,728	5,854	5,597	4,634	4,627	3,759	3,944	14,274	10,355	10,825	12%
15	12	14	14	11	23	29	33	54	20	10	49	59	65	31	45	45	46	63	65	11%
-	-	-	-	-	-	-	-	70	104	85	38	422	3,912	2,549	4,805	7,975	32,136	101,425	112,177	96%
11,014	13,820	15,992	18,717	22,695	28,367	35,639	44,812	56,018	65,745	76,342	79,941	89,821	100,761	112,123	112,572	119,035	161,789	243,211	267,844	15%
13,610	13,106	14,924	17,505	19,133	21,545	27,434	31,175	37,977	50,949	50,715	60,316	64,526	51,016	70,277	95,802	105,598	109,469	140,059	257,852	18%
24,624	26,926	30,915	36,222	41,828	49,914	63,073	75,988	93,995	116,694	127,057	140,257	154,347	170,326	182,400	208,374	224,633	271,258	383,270	525,696	16%
11,544	12,673	15,393	17,049	20,779	27,356	31,489	37,122	47,296	50,663	54,307	62,019	65,523	75,885	85,650	84,102	89,667	131,106	212,749	295,827	15%
108,808	122,775	137,960	156,737	177,459	199,445	230,422	268,580	313,754	378,608	450,025	526,676	614,177	780,213	873,813	996,401	1,128,152	1,265,619	1,430,742	1,652,947	15%
14.24	12.00	12.14	12.60	12.15	12.13	13.63	13.33	13.95	15.89	13.04	13.16	11.99	10.50	8.87	10.80	10.46	9.58	10.96	18.25	-
41	36	41	33	35	41	40	39	41	38	31	33	31	31	31	24	21	20	15	18	-
34	28	34	9	11	19	18	17	16	17	13	16	15	17	18	15	11	12	12	14	-
110,488	124,984	142,159	161,966	182,874	205,804	235,935	275,110	316,878	380,981	445,381	513,293	598,271	688,721	852,043	965,780	1,101,381	1,268,038	1,453,468	1,618,955	15%
7,063	7,654	8,912	10,783	12,779	15,724	17,072	19,420	24,067	25,836	30,505	35,961	37,939	44,955	50,249	57,049	64,688	98,038	175,321	247,513	16%
1,926,254	2,044,015	2,183,783	2,348,791	2,568,698	2,895,354	3,317,192	3,774,293	4,202,171	4,641,854	4,996,805	5,251,732	5,478,460	5,694,670	5,907,669	5,823,921	5,752,180	5,856,332	5,860,938	5,876,408	6%
3,898,333	3,731,002	3,915,529	4,061,865	3,879,686	3,754,296	3,835,712	6,043,553	8,421,667	8,644,577	8,732,453	5,023,906	4,104,990	3,266,814	2,901,531	2,505,860	3,784,257	105,715,069	167,523,233	181,736,019	-
947,239	1,040,556	1,143,770	1,289,079	1,602,159	1,674,745	2,013,298	2,690,594	3,786,440	4,281,206	4,438,510	4,713,080	4,664,333	5,244,282	5,661,397	6,937,712	12,041,555	6,023,190	6,186,303	7,752,040	13%

State Life Offices in Pakistan and U.A.E

Regional Office (South)

State Life Building # 2
10th Floor, Wallace Road, Karachi.
Tel: 021-99217035-36

Karachi South

State Life Building # 2,
11th Floor, Wallace Road, Karachi.
Tel: 021-99217023-24 & 26

Karachi Central

State Life Building # 11,
7th Floor, Abdullah Haroon Road,
Opp. Zainab Market Saddar, Karachi.
Tel: 021-99205123-24

Karachi Eastern

Bungalow # 2, Block 7 & 8
Maqboolabad, Fine House Stop,
Sharah-e-Faisal, Karachi.
Tel: 021-34538095, 3457557

Quetta

2nd Floor
PIA Building, Hall Road.
Tel: 081-9201520

Regional Office (Hyderabad)

State Life Building, 3rd Floor, R.C.
Sectt, Thandi Sarak, Hyderabad.
Tel: 022-9200352

Hyderabad (Zonal Office)

State Life Building, 5th Floor,
Thandi Sarak, Hyderabad.
Tel: 022-9200622

Sukkur

State Life Building Minara Road,
Sukkur.
Tel: 071-9310501

Mirpurkhas

State Life Building, M.A. Jinnah
Road, Near D.C. Office.
Tel: 0233-9290295

Larkana

State Life Building
Qaim Shah Bukhari Road, Larkana.
Tel: 074-9410801

Benazirabad Zonal Office

State Life Building, Near Ali Restaurant,
Butchery Road, Nawabshah.
Tel: 0244-9370572

Regional Office (Central)

Ground Floor, 15-A Davis Road,
Lahore.
Tel: 042-99205121-22

Lahore Central

State Life Building, Block 7, Ghazi
Ilmuddin Shaheed Road, Lahore.
Tel: 042-99210269-70

Lahore Western

State Life Building, Ghazi Block 8,
Ghazi Ilmuddin Shaheed Road, Lahore.
Tel: 042-99211642-711

Saikot

Siddique Plaza, Paris Road, Saikot.
Tel: 052-9250101-111

Gujranwala

Opp Quaid-e-Azam Divisional
Public School, G.T Road,
Gujranwala.
Tel: 055-9200282-285

Narowal

City Tower Building, 1st Floor,
New Lahore Road, Narowal.
Tel: 0542-411901-411902

Regional Office (Faisalabad)

State Life Building # 2, 7th Floor,
Liaquat Road, Faisalabad.
Tel: 041-9201482

Sargodha

M.M Plaza, Opp Hut's Hotel
Queen's Road, Sargodha.
Tel: 053-3215517

Jhang

Katheri Road, Civil Lines Saddar,
Jhang.
Tel: 047-9200390

Regional Office (North)

State Life Building # 9, 4th Floor,
33-E, Blue Area, Islamabad.
Tel: 051-9204935-9205047

Rawalpindi

State Life Building # 1, The Mall
Road, Saddar, Rawalpindi Cantt.
Tel: 051-9271351-9272188

Mirpur (A.K)

Bary Mian Plaza, Kotli Road,
Mirpur A.K.
Tel: 05827-927455-927465

Islamabad

State Life Building # 9, 33-E,
3rd Floor, Blue Area, Islamabad.
Tel: 051-9205329-9206162

Gujrat

State Life Building, G.T Road,
Gujrat.
Tel: 053-9260242-252

Jhelum

Ch. Ghulam Ahmed Plaza # 1,
G.T Road, Jeddah, Jhelum.
Tel: 0544-974094

Gilgit

Nazar Shah Plaza, Sharah-e-Quaid
e Azam Jutial, Gilgit.
Tel: 05811-922621

Regional Office (K.P.K)

State Life Building, 2nd Floor,
34-The Mall, Peshawar Cantt.
Tel: 091-9210919

Peshawar

State Life Building, 3rd Floor,
34-The Mall, Peshawar Cantt.
Tel: 091-9212314

Abbottabad

Mir Alam Shopping Plaza,
P.O Mansehra Road, Abbottabad.
Tel: 0992-9310384

Swat

State Life, Royal Campus,
Saidu Shareef, Swat.
Tel: 0946-710046

Kohat

Shah Trade Centre, St # 6 (KCB)
University Road, Kohat.
Tel: 0922-933600

Regional Office (Multan)

State Life Building, 4th Floor,
Chowk Nawar Shaher, Multan.
Tel: 061-9200670

Multan

State Life Building, Chowk Nawar
Shaher, Abdali Road, Multan.
Tel: 061-9200676

Sahiwal

Azaan Heights, 6th Floor, Ahmed
Murad Road, Jahaz Chowk, Sahiwal.
Tel: 040-9200022

Rahim Yar Khan

State Life Building, 4th Floor, Abu
Dahbi Road, Rahim Yar Khan.
Tel: 068-9230027 & 34

Dera Ghazi Khan

Dubai Trade Centre, Near Pull Dat
Jampur Road, Dera Ghazi Khan.
Tel: 064-9260048

Bahawalpur

Barq Poly Clinic, Ahmed Pur Road,
Near Dubai Chowk, Bahawalpur.
Tel: 062-9255717

Vehari

ZTBL Building -V Chowk, Vehari.
Tel: 067-9201131-32

Gulf

State Life Office # 701, 7th Floor,
Shaikh Saud Bin Sagar Al Qasim
Building, Opposite Reef Mall,
Salah-ud-Din Road, Deira, Dubai
(U.A.E) P.O. Box No. 11278
Tel: 00971-4-2729061

G&P Division

State Life Building # 9, 7th Floor,
Dr. Ziauddin A. Road, Karachi.
Tel: 021-99202890

G&P Peshawar

State Life Building, 2nd Floor,
34-The Mall Peshawar Cantt.
Tel: 091-9211596

G&P Karachi

G&P Karachi State Life Building # 2,
6th Floor, Wallace Road, Karachi.
Tel: 021-99217060, 99217097

G&P Lahore

State Life Building 15-A,
Ground Floor, Divis Road, Lahore.
Tel: 042-99200355-58

G&P Rawalpindi

State Life Building # 8, Kashmir
Road, Opposite Jahangir
Restaurant, Rawalpindi Cantt.
Tel: 051-9272598

Real Estate(Division)

State Life Building # 9, 5th Floor,
Dr. Ziauddin A. Road, Karachi.
Tel: 021-99202816

Real Estate (Islamabad)

State Life Building # 5, Basement
Blue Area, Jinnah Avenue,
Islamabad.
Tel: 051-9203347

Real Estate (Lahore)

State Life Building # 11, First Floor,
15-A Davis Road, Lahore.
Tel: 042-99200396

Health & Accident Insurance (Div)

State Life Building # 9, 6th Floor,
Dr. Ziauddin A. Road, Karachi.
Tel: 021-99204941

Regional Office H & AI Islamabad

State Life Tower Building, 2nd Floor,
Near Saudi Pak Tower, Blue Area,
Islamabad.
Tel: 051-9202142

Regional Office H&AI Lahore

State Life Building 15-A, Davis
Road, Lahore.
Tel: 042-9200234

Regional Office H & AI Karachi

State Life Building # 3, 4th Floor,
Dr. Ziauddin A. Road, Karachi.
Tel: 021-99204949

Faisalabad H & AI Zone

State Life Building # 2, Liaquat
Road, Faisalabad.
Tel: 041-9200117

Multan H & AI Zone

State Life Building, Chowk Nawar,
Shaher Abdali Road, Multan.
Tel: 061-9201110

Peshawar H & A Zone

State Life Building, 34-The Mall,
Peshawar.
Tel: 091-9213949

Quetta H & AI Zone

Zonal Office, Banglow # 10-B,
Model Town, Quetta.
Tel: 081-9204206

Swat H&AI Zone

Collage Colony, National Bank of
Pakistan, Saidu Sharif, Swat.
Tel: 0946-714042

Takaful Division

State Life Building # 1, 8th Floor,
I.I Chundrigherh Road, Karachi.
Tel: 021-99217281-92

Bancassurance Division

State Life Building # 9, 2nd Floor,
Dr. Ziauddin A. Road, Karachi.
Tel: 021-99206796